



US00D798242S

(12) **United States Design Patent** (10) **Patent No.:** **US D798,242 S**
Phillips (45) **Date of Patent:** **** Sep. 26, 2017**

(54) **SMARTPHONE CABLE WITH DECORATIVE CHAIN**

(71) Applicant: **Ryan L. Phillips**, Columbus, OH (US)

(72) Inventor: **Ryan L. Phillips**, Columbus, OH (US)

(**) Term: **15 Years**

(21) Appl. No.: **29/554,017**

(22) Filed: **Feb. 6, 2016**

(51) **LOC (10) Cl.** **13-03**

(52) **U.S. Cl.**

USPC **D13/153**

(58) **Field of Classification Search**

USPC D13/103, 107, 110, 133, 146, 147, 151,
D13/153, 154, 155, 144; D14/433, 435.1;
D8/356; D23/262; D11/12, 13; D3/207,
D3/208, 226, 232, 303, 318, 327

CPC H01B 11/1808; H01B 11/1839; H01B
11/1008; H01B 7/04; H01B 7/0266;
H01B 7/08; H01B 7/065; H01B 12/08;
H01R 31/06; H01R 13/5845; H01R
13/72; H01R 24/00; H01R 24/28; H01R
12/00

See application file for complete search history.

(56) **References Cited**

U.S. PATENT DOCUMENTS

- 229,742 A * 7/1880 Nerney B21L 11/005
59/28
- 245,594 A * 8/1881 Whitney A44C 5/107
59/82
- D14,107 S * 7/1883 Smith D11/13
- 442,505 A * 12/1890 Beals et al. A44C 5/107
59/82
- D151,682 S * 11/1948 Chernow D11/13
- D293,287 S * 12/1987 Cauque D10/31
- D343,372 S * 1/1994 Ferre D11/13
- D530,671 S * 10/2006 Reed D13/147
- D582,666 S * 12/2008 Javits, Jr. D3/232
- D694,243 S * 11/2013 Akana D14/433
- D706,540 S * 6/2014 Orilland D3/318
- D732,035 S * 6/2015 Akana D14/433

(Continued)

OTHER PUBLICATIONS

YouTube.com: Unboxing: Chanel Mini Flap Bag + Mini Vlog.
Published Jul. 16, 2015. Retrieved from the internet at <https://
www.youtube.com/watch?v=m00WBKOEqs>, May 3, 2017. 1
page.*

Primary Examiner — Rosemary K Tarcza

Assistant Examiner — Christy Nemeth

(74) *Attorney, Agent, or Firm* — Miracle IP; Bryce D.
Miracle

(57) **CLAIM**

The ornamental design for a smartphone cable with deco-
rative chain, as shown and described.

DESCRIPTION

FIG. 1 is a perspective view of a first embodiment of a
smartphone cable with decorative chain of the new design;
FIG. 2 is an enlarged portion of FIG. 1 thereof;

FIG. 3 is a top plan view thereof;

FIG. 4 is a bottom plan view thereof;

FIG. 5 is a right side elevation view thereof;

FIG. 6 is a left side elevation view thereof;

FIG. 7 is a front elevation view thereof;

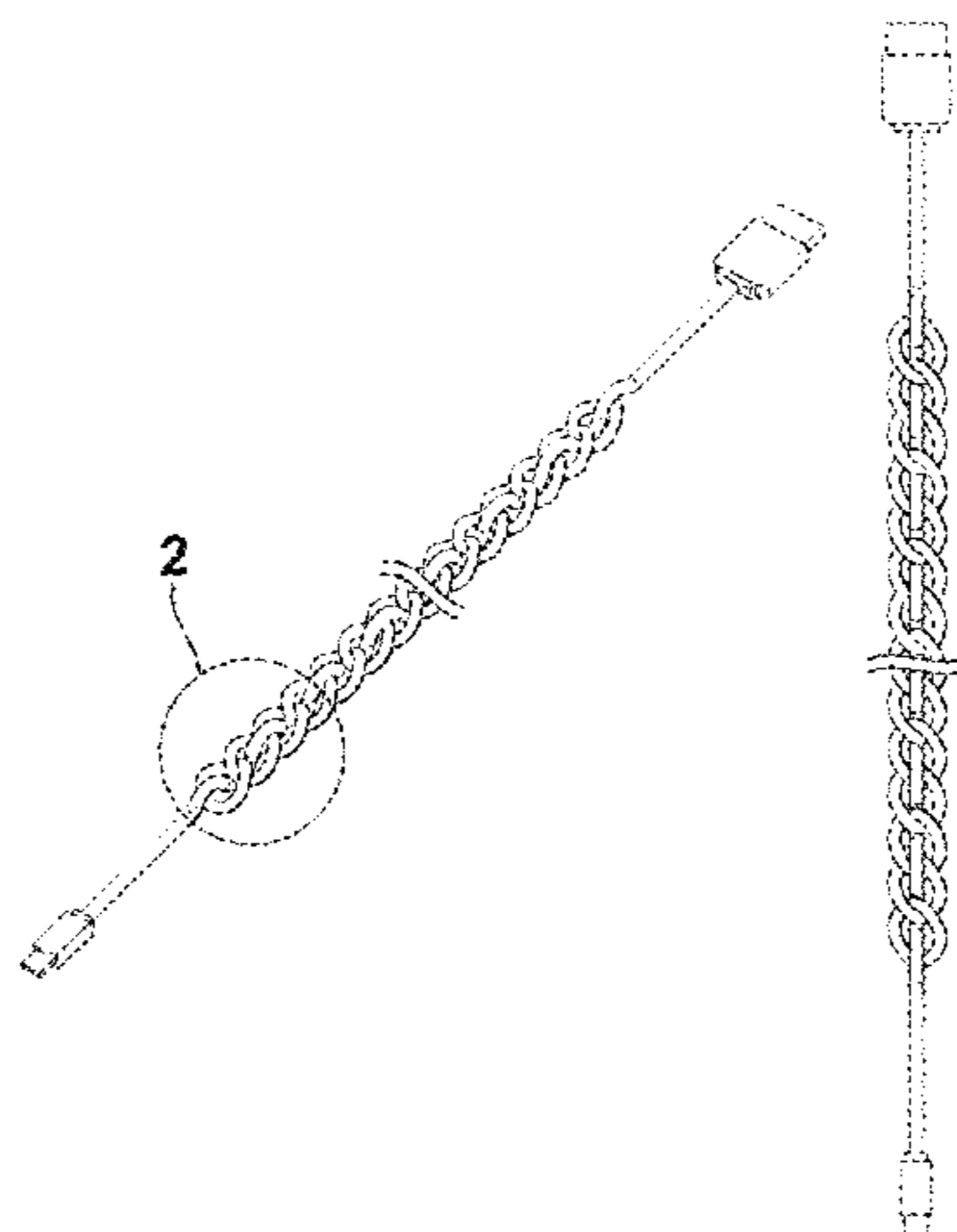
FIG. 8 is a rear elevation view thereof;

FIG. 9 is a perspective view of a second embodiment of a
smartphone cable with decorative chain of the new design;
and,

FIG. 10 is an enlarged portion of FIG. 9.

The smartphone cable with decorative chain is shown with
a symbolic break in its length. The appearance of any portion
of the smartphone cable with decorative chain between the
break lines forms no part of the claimed design. The broken
lines in the drawings are for the purpose of illustrating
environmental subject matter that forms no part of the
claimed design.

1 Claim, 3 Drawing Sheets



(56)

References Cited

U.S. PATENT DOCUMENTS

D740,760 S * 10/2015 Gliksman D13/153
D778,242 S * 2/2017 Chia D13/153

* cited by examiner

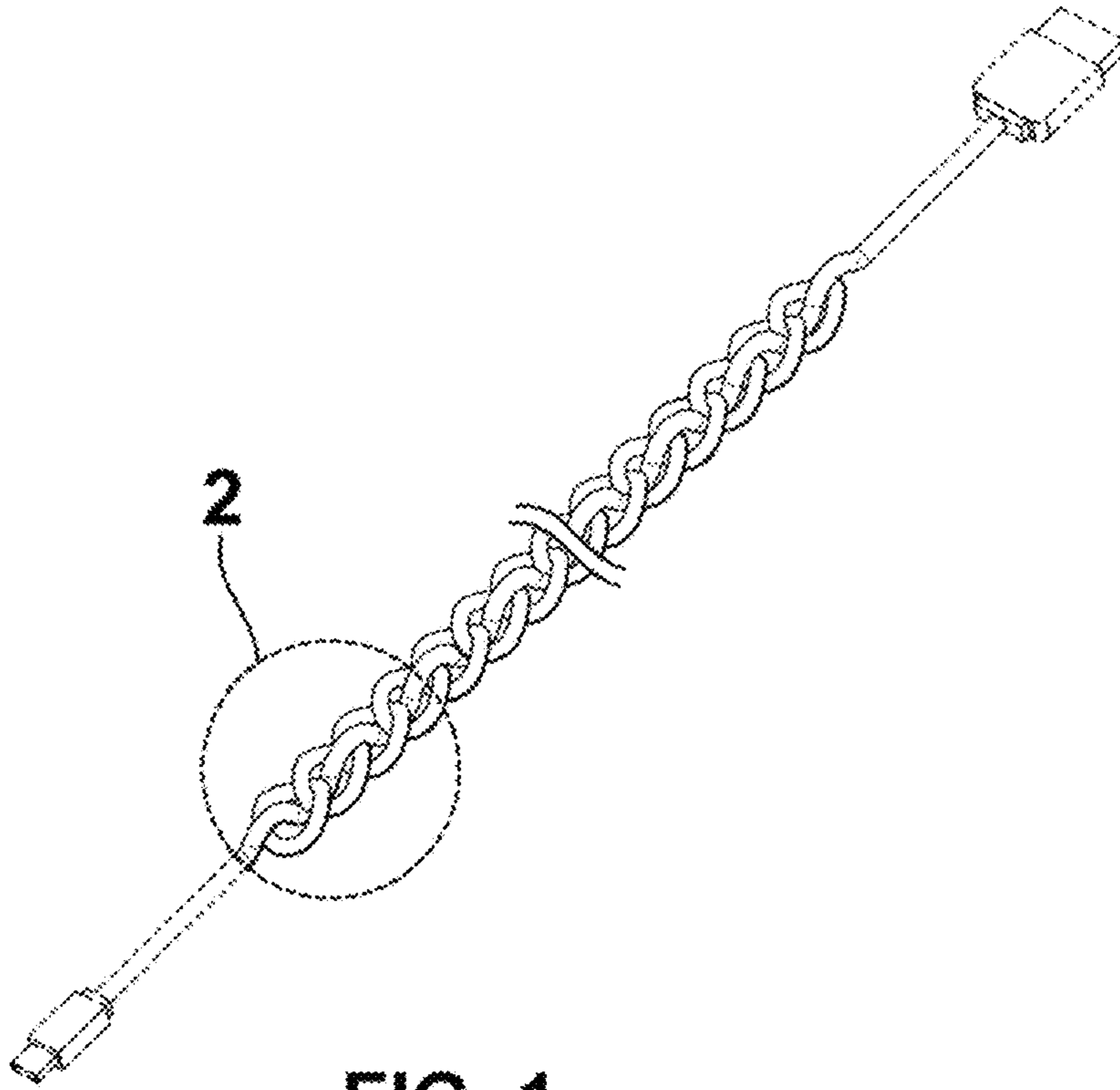


FIG. 1

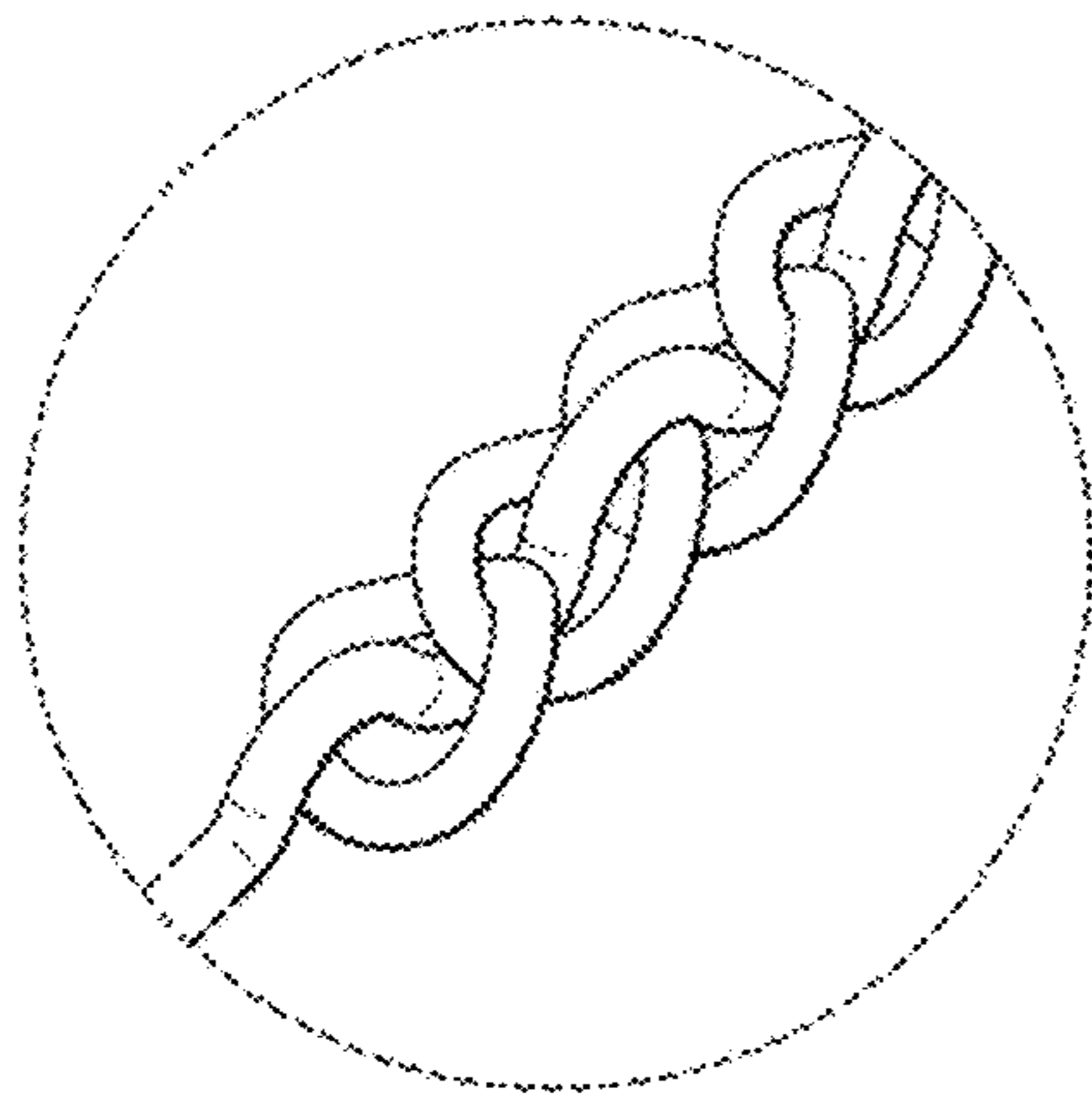


FIG. 2



FIG. 3



FIG. 4



FIG. 5



FIG. 6



FIG. 7



FIG. 8

