



US00D798228S

(12) **United States Design Patent**
Fernandes

(10) **Patent No.:** **US D798,228 S**

(45) **Date of Patent:** **** Sep. 26, 2017**

(54) **TIRE TREAD**

2200/14; B60C 7/00; B60C 7/02; B60C 7/04; B60C 7/06; B60C 7/08; B60C 5/00; B60C 13/00

(71) Applicants: **COMPAGNIE GENERALE DES ETABLISSEMENTS MICHELIN**, Clermont-Ferrand (FR); **Michelin Recherche et Technique S.A.**, Granges-Paccot (CH)

See application file for complete search history.

(56) **References Cited**

U.S. PATENT DOCUMENTS

(72) Inventor: **Flavia Fernandes**, Rio de Janeiro (BR)

D458,584 S *	6/2002	Young	D12/600
D605,581 S *	12/2009	Yamaguchi	D12/594
D637,148 S *	5/2011	Tamura	D12/579
D637,150 S *	5/2011	Koshio	D12/579
D643,360 S *	8/2011	Yamaguchi	D12/588
D647,468 S	10/2011	Weaver et al.		
D661,641 S *	6/2012	Oki	D12/600
D662,036 S *	6/2012	Oki	D12/600

(73) Assignees: **Compagnie Generale Des Etablissements Michelin** (FR); **Michelin Recherche Et Technique S.A.** (CH)

(Continued)

(**) Term: **15 Years**

Primary Examiner — Manpreet Matharu

(21) Appl. No.: **29/550,938**

Assistant Examiner — Keith Wilson

(22) Filed: **Jan. 8, 2016**

(74) *Attorney, Agent, or Firm* — Dickinson Wright PLLC

(30) **Foreign Application Priority Data**

(57) **CLAIM**

The ornamental design for a tire tread, as shown and described.

Jul. 10, 2015 (FR) 2015-3438

DESCRIPTION

(51) **LOC (10) Cl.** **12-15**

(52) **U.S. Cl.**

USPC **D12/600**

(58) **Field of Classification Search**

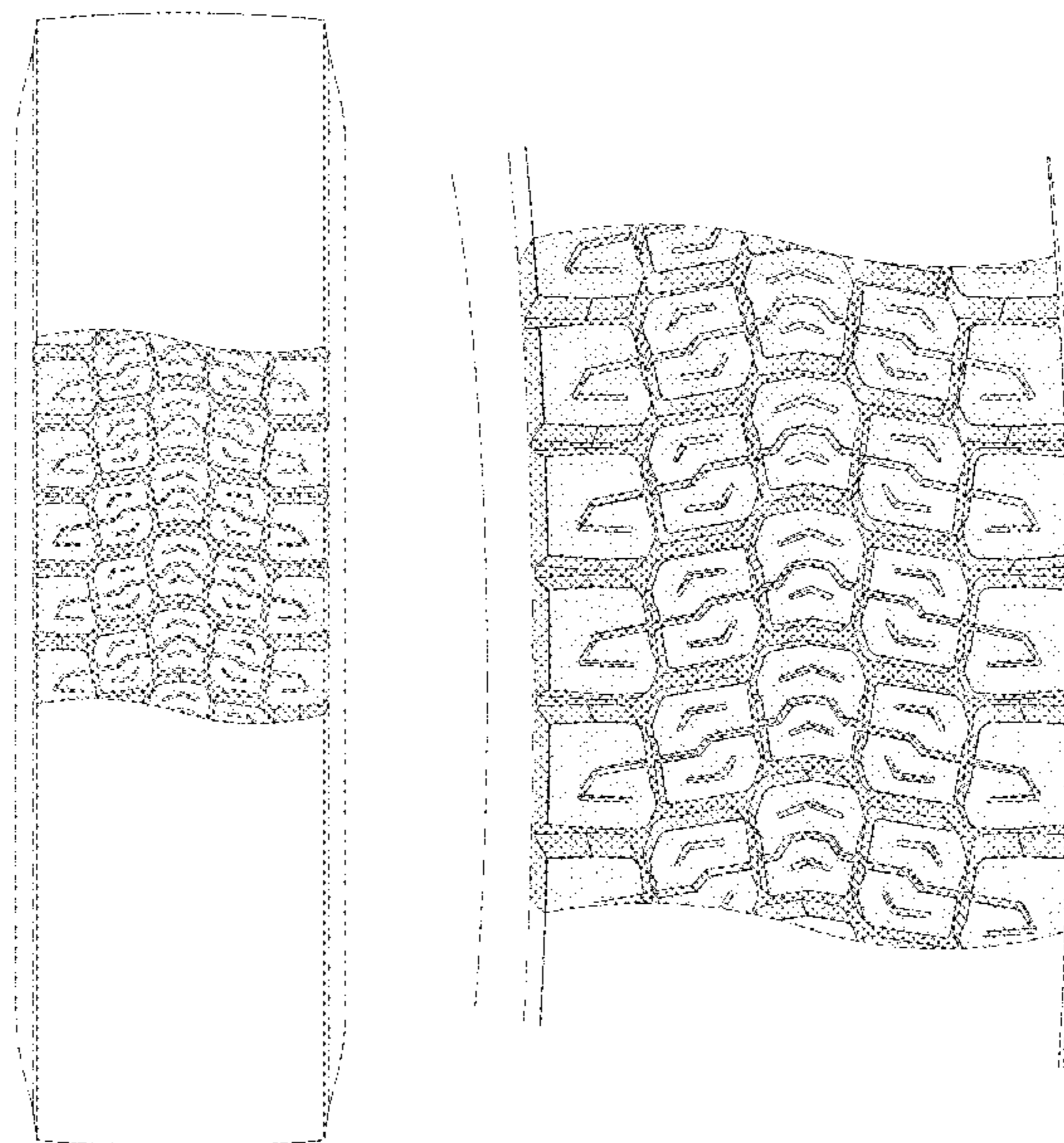
USPC 152/5, 151, 152.1, 167, 208, 152/209.1–209.28, 246, 450, 526, 527, 152/532, 535, 538, 541; D12/145, D12/500–605, 900–901

CPC B60C 11/00; B60C 2011/0337; B60C 2011/0339; B60C 2011/0386; B60C 3/00; B60C 3/08; B60C 1/00; B60C 2200/00; B60C 2200/02; B60C 2200/04; B60C 2200/06; B60C 2200/065; B60C 2200/08; B60C 2200/10; B60C 2200/12; B60C

FIG. 1 is a perspective view of the tire tread of my design; FIG. 2 is a front elevation view of the tire tread of my design; FIG. 3 is a side elevation view of the tire tread of my design; FIG. 4 is a side elevation view of the tire tread of my design, taken from the opposite side of that shown in FIG. 3; and, FIG. 5 is an enlarged, partial view of FIG. 1.

In the drawings, the dash-dash broken line disclosure depicts environmental structure and forms no part of the claimed design. The dash-dot-dot-dash lines represent the peripheral boundary between the claimed tire tread and the unclaimed sidewall. The tread pattern is understood to repeat uniformly throughout the circumference of the tire, as shown schematically in solid lines.

1 Claim, 5 Drawing Sheets



(56)

References Cited

U.S. PATENT DOCUMENTS

D672,708 S	12/2012	Corsi et al.	
D675,981 S *	2/2013	Kuwahara	D12/600
D686,145 S	7/2013	Godin et al.	
D717,237 S	11/2014	Bardin et al.	
D721,032 S	1/2015	Cambon et al.	
D722,950 S	2/2015	Compte et al.	
D724,007 S	3/2015	Belarbi et al.	
D729,726 S	5/2015	Shimizu et al.	
D735,646 S	8/2015	Hair, Jr. et al.	
D739,343 S	9/2015	Gomez et al.	
D741,786 S	10/2015	Koong	
D745,450 S	12/2015	Bardin et al.	
D746,219 S	12/2015	Bardin et al.	
D753,582 S *	4/2016	Matsuda	D12/600
D758,289 S	6/2016	Cagneaux et al.	
D758,296 S	6/2016	Oraison et al.	
D769,803 S	10/2016	Oraison et al.	
D772,791 S *	11/2016	De Martino	D12/588
D775,584 S *	1/2017	Matsuda	D12/594
D778,228 S	2/2017	Oraison et al.	

* cited by examiner

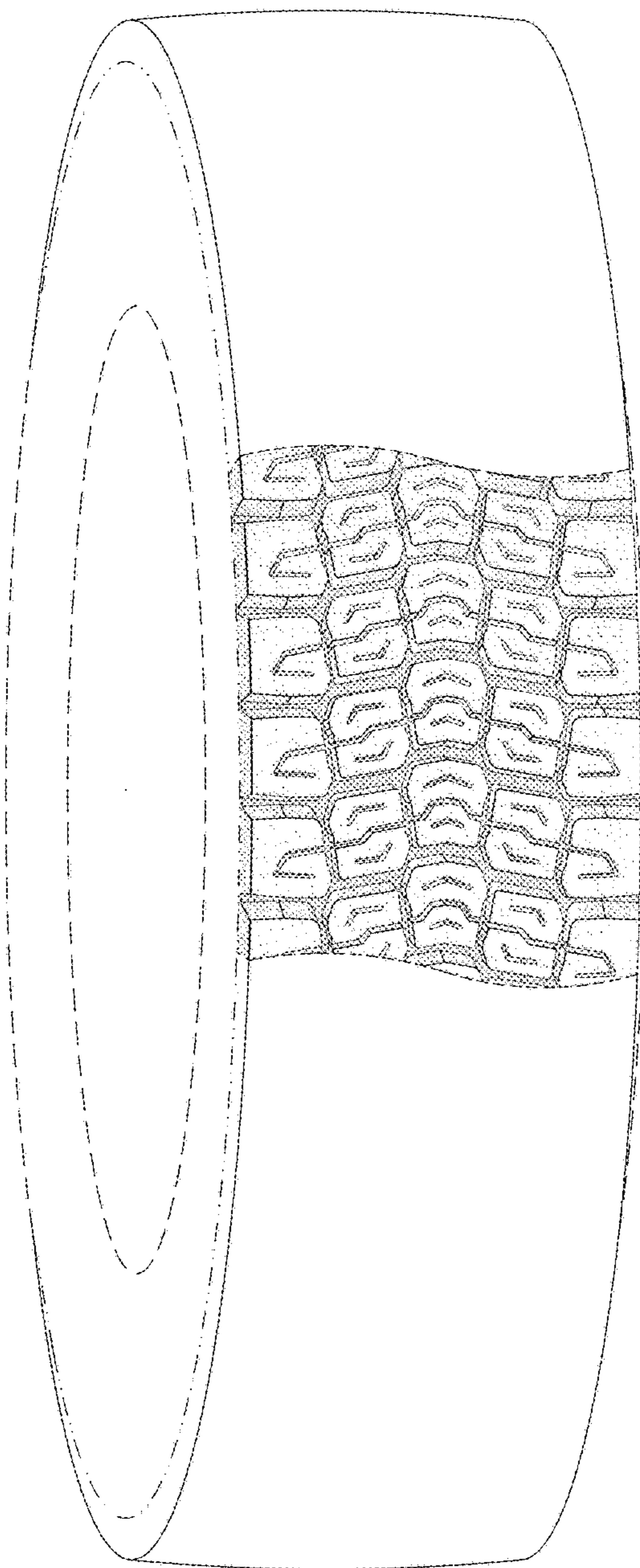


FIG. 1

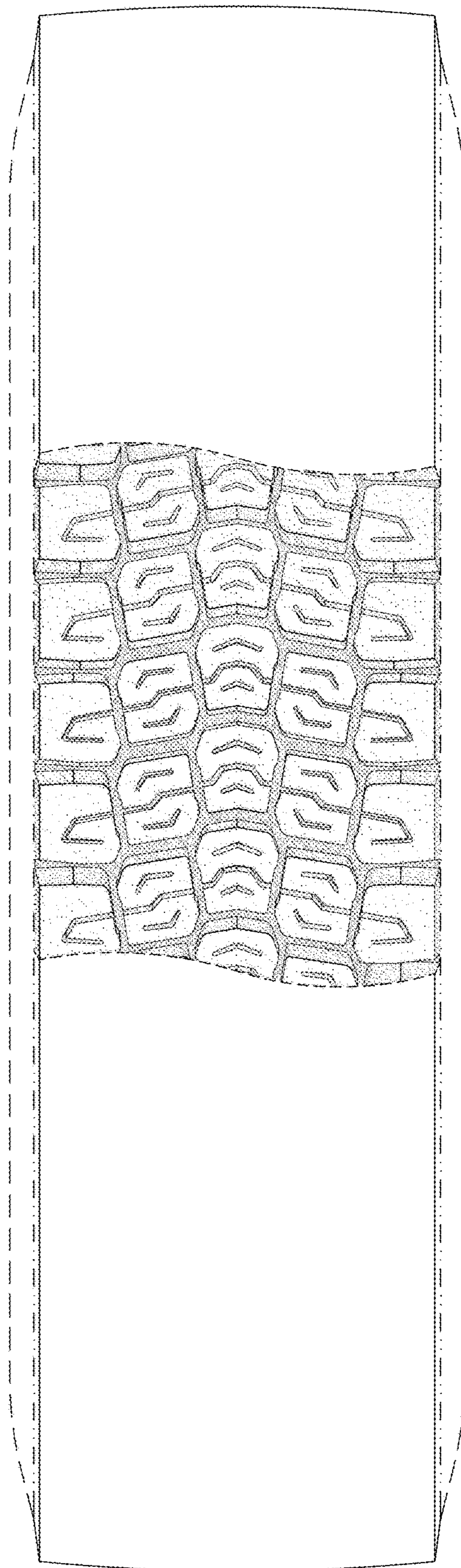


FIG. 2




FIG. 3




FIG. 4

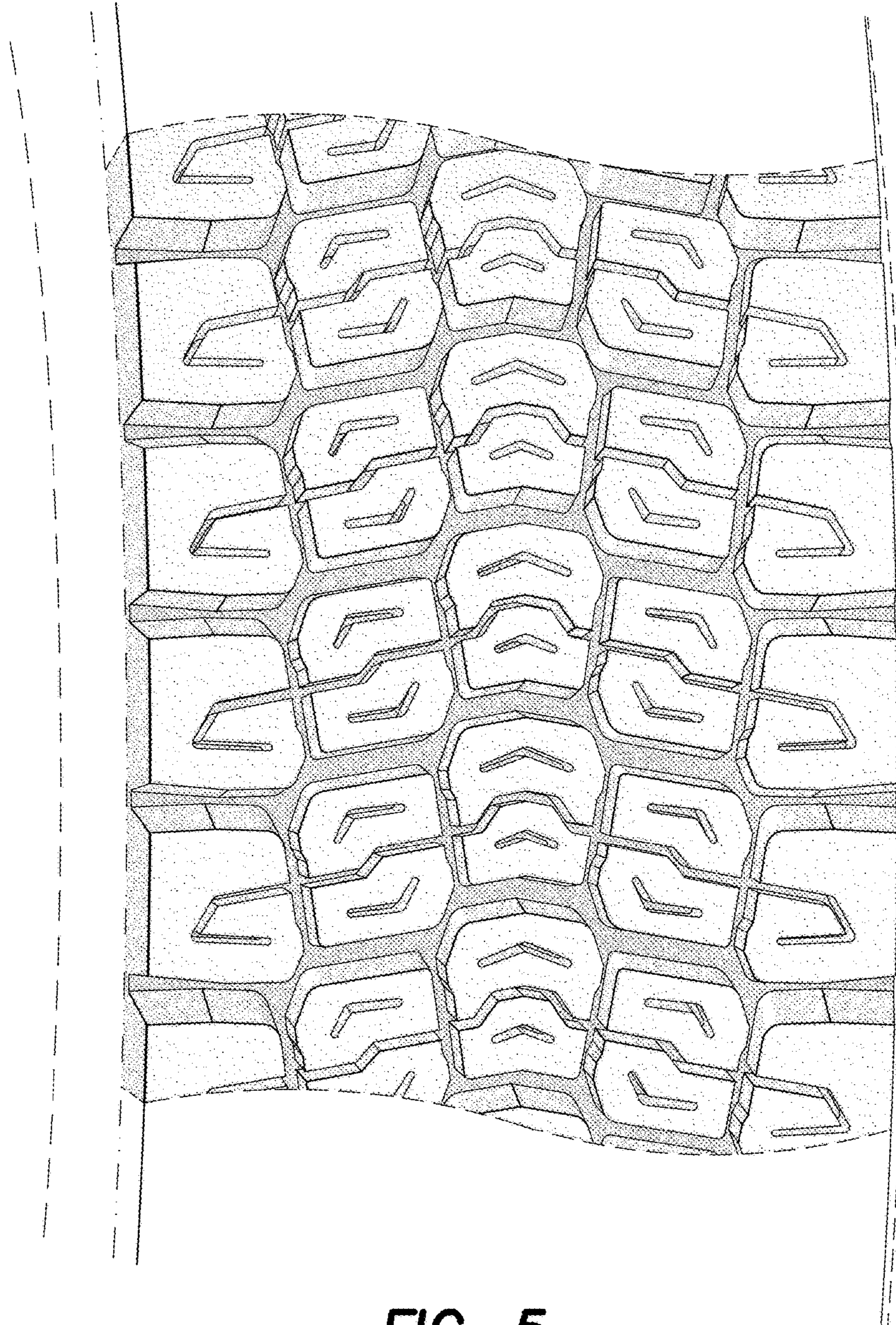


FIG. 5