



US00D798224S

(12) **United States Design Patent**
Zhang et al.

(10) **Patent No.:** **US D798,224 S**

(45) **Date of Patent:** **** Sep. 26, 2017**

(54) **TIRE**

(71) Applicant: **SHANDONG HONGSHENG RUBBER CO., LTD.**, Shandong Province (CN)

(72) Inventors: **Shuzhi Zhang**, Shandong Province (CN); **Yunxiang Qian**, Shandong Province (CN); **Feiyun Weng**, Shandong Province (CN)

(**) Term: **15 Years**

(21) Appl. No.: **29/550,766**

(22) Filed: **Jan. 7, 2016**

(30) **Foreign Application Priority Data**

Aug. 8, 2015 (CN) 2015 3 0296172

(51) **LOC (10) Cl.** **12-15**

(52) **U.S. Cl.**
USPC **D12/523**; D12/209

(58) **Field of Classification Search**
USPC 152/5, 151, 152.1, 167, 208, 152/209.1-209.28, 246, 450, 526, 527, 152/532, 535, 538, 541; D12/145, D12/500-605, 900-901; D21/425-435, D21/495
CPC B60C 11/00; B60C 2011/0337; B60C 2011/0339; B60C 2011/0386; B60C 3/00; B60C 3/08; B60C 1/00; B60C 2200/00; B60C 2200/02; B60C 2200/04; B60C 2200/06; B60C 2200/065; B60C 2200/08; B60C 2200/10; B60C 2200/12; B60C 2200/14; B60C 7/00; B60C 7/02; B60C 7/04; B60C 7/06; B60C 7/08; B60C 5/00; B60C 13/00

See application file for complete search history.

(56) **References Cited**

U.S. PATENT DOCUMENTS

D461,155 S *	8/2002	Takechi	D12/209
D509,179 S *	9/2005	Ibaraki	D12/501
D510,307 S *	10/2005	Howes	D12/209
D516,490 S *	3/2006	Baer	D12/211
D523,386 S *	6/2006	Khan	D12/209
D586,726 S *	2/2009	Baumard	D12/521

(Continued)

Primary Examiner — Manpreet Matharu

Assistant Examiner — Keith Wilson

(74) *Attorney, Agent, or Firm* — Prakash Nama; Global IP Services, PLLC

(57) **CLAIM**

The ornamental design for a tire, as shown and described.

DESCRIPTION

FIG. 1 is a front elevational view of a tire showing my new design;

FIG. 2 is a left side view thereof; and

FIG. 3 is a perspective view thereof.

FIG. 4 is an enlarged view of portion 4 indicated in FIG. 1;

FIG. 5 is an enlarged view of portion 5 indicated in FIG. 2;

FIG. 6 is an enlarged view of portion 6 indicated in FIG. 2;

FIG. 7 is an enlarged view of portion 7 indicated in FIG. 2;

FIG. 8 is an enlarged view of portion 8 indicated in FIG. 2;

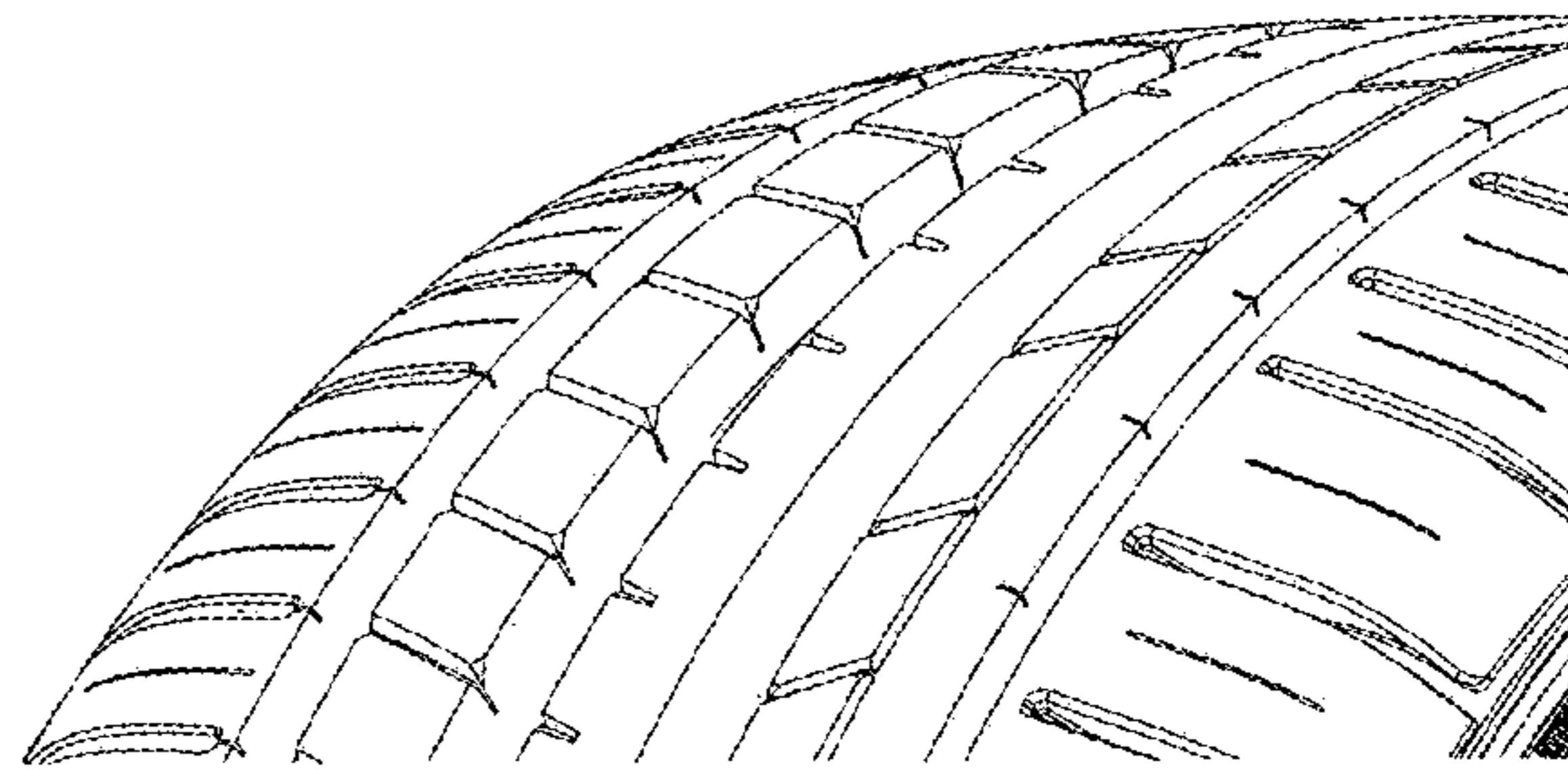
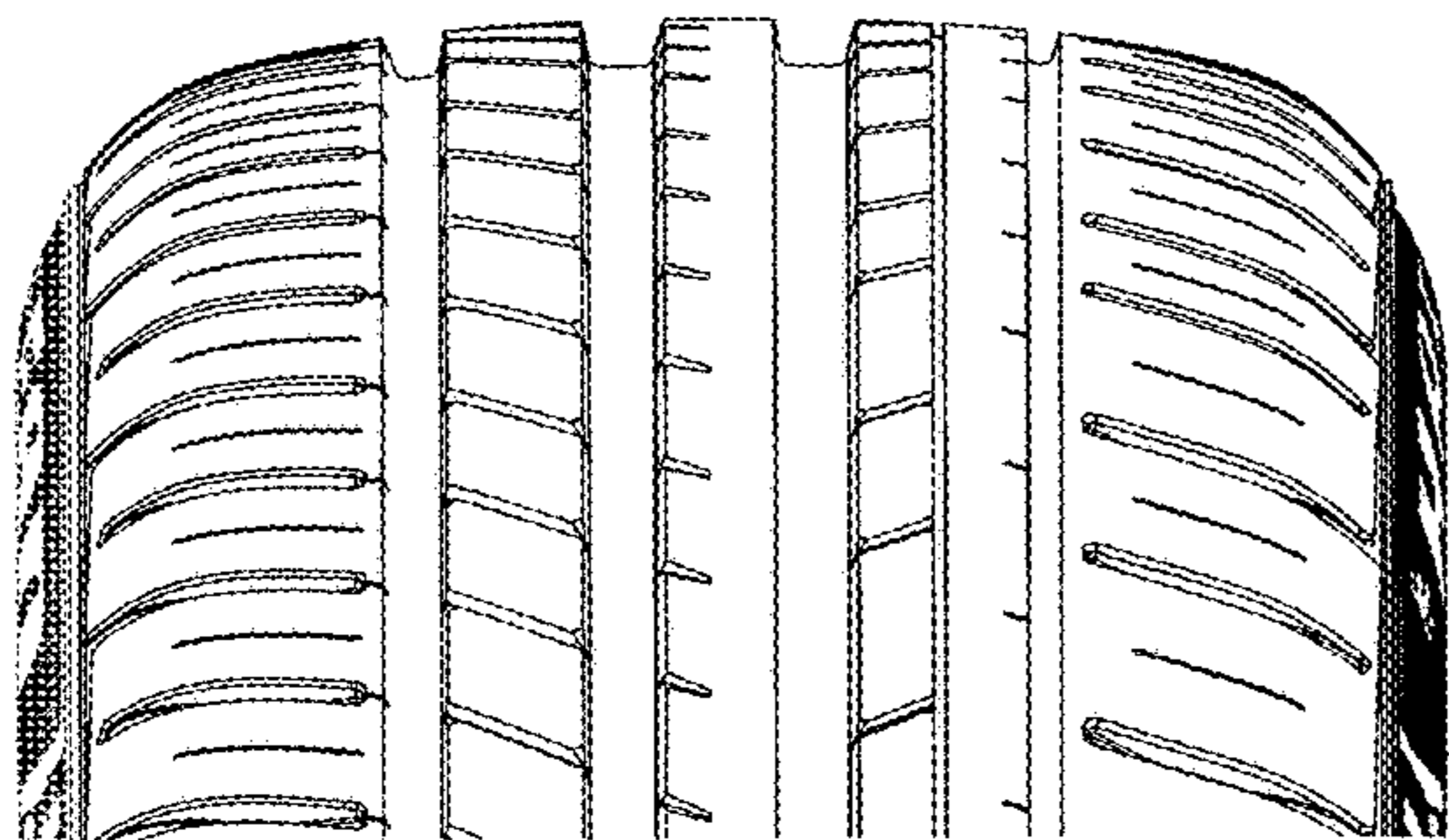
FIG. 9 is an enlarged view of portion 9 indicated in FIG. 3;

FIG. 10 is an enlarged view of portion 10 indicated in FIG. 3; and,

FIG. 11 is an enlarged view of portion 11 indicated in FIG. 3.

The broken lines depict environmental features only and do not form part of the claimed design.

1 Claim, 11 Drawing Sheets



(56)

References Cited

U.S. PATENT DOCUMENTS

D597,474 S * 8/2009 Yamakawa D12/519
 D601,939 S * 10/2009 Fontaine D12/519
 D603,783 S * 11/2009 Carlton D12/501
 D608,712 S * 1/2010 Pollmann D12/209
 D609,627 S * 2/2010 Frappart D12/523
 D621,318 S * 8/2010 Elmitt D12/209
 D641,677 S * 7/2011 Weil D12/209
 D644,586 S * 9/2011 Baum D12/209
 D647,454 S * 10/2011 Fabing D12/518
 D659,065 S * 5/2012 Johnson D12/209
 D697,015 S * 1/2014 Nemeth D12/211
 D710,291 S * 8/2014 Mosko D12/519
 D716,217 S * 10/2014 Rittweger D12/523
 D726,085 S * 4/2015 Hodges D12/209
 D729,724 S * 5/2015 Mathis D12/523
 D731,955 S * 6/2015 Zhao D12/519
 D743,872 S * 11/2015 Huang D12/519

D755,112 S * 5/2016 Jingjing D12/523
 D761,180 S * 7/2016 Bucher D12/209
 D762,552 S * 8/2016 Xue D12/546
 D763,162 S * 8/2016 Garbas D12/211
 D763,762 S * 8/2016 Ghobrial D12/209
 D764,369 S * 8/2016 Wheel D12/209
 D765,019 S * 8/2016 Chen D12/523
 D768,045 S * 10/2016 Curic D12/209
 D768,054 S * 10/2016 Wang D12/523
 2013/0186532 A1 * 7/2013 Kujime B60C 11/0304
 152/209.8
 2015/0258858 A1 * 9/2015 Kujime B60C 11/0304
 152/209.8
 2016/0152092 A1 * 6/2016 Sasaki B60C 11/0302
 152/209.18
 2016/0185160 A1 * 6/2016 Mukai B60C 11/0327
 152/209.24
 2016/0200148 A1 * 7/2016 Nomura B60C 11/0304
 152/209.8

* cited by examiner

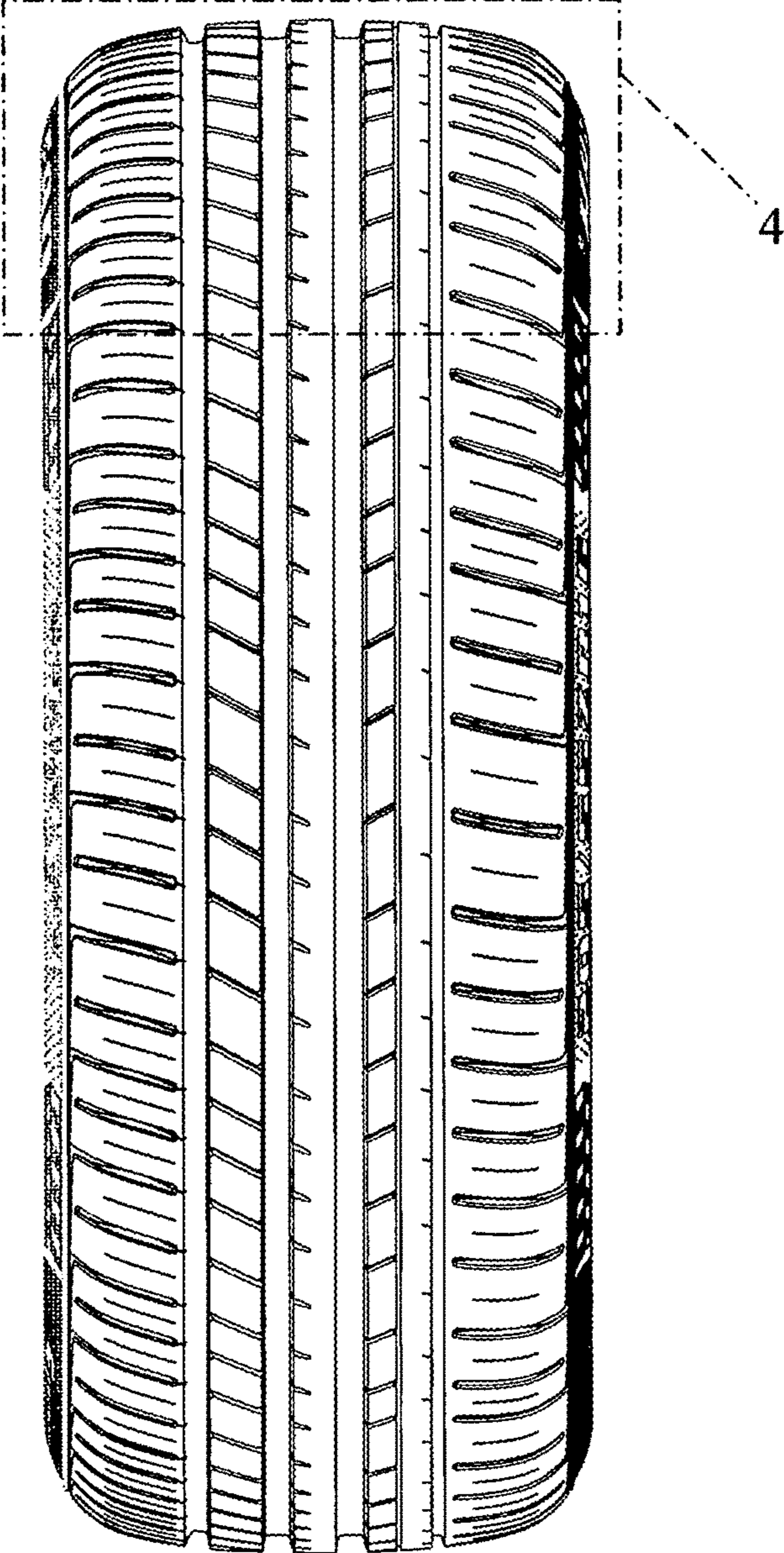


FIG. 1

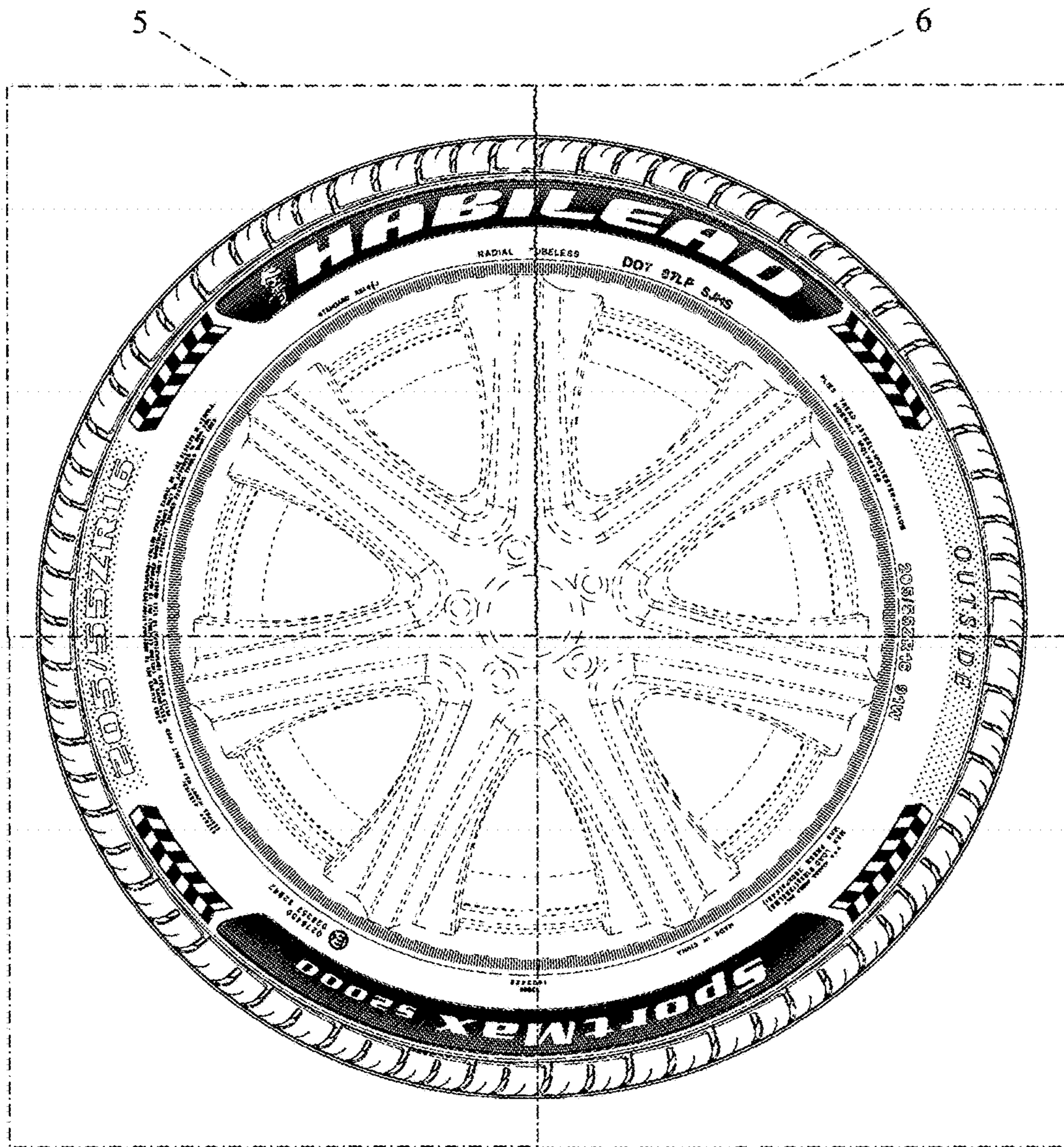


FIG. 2

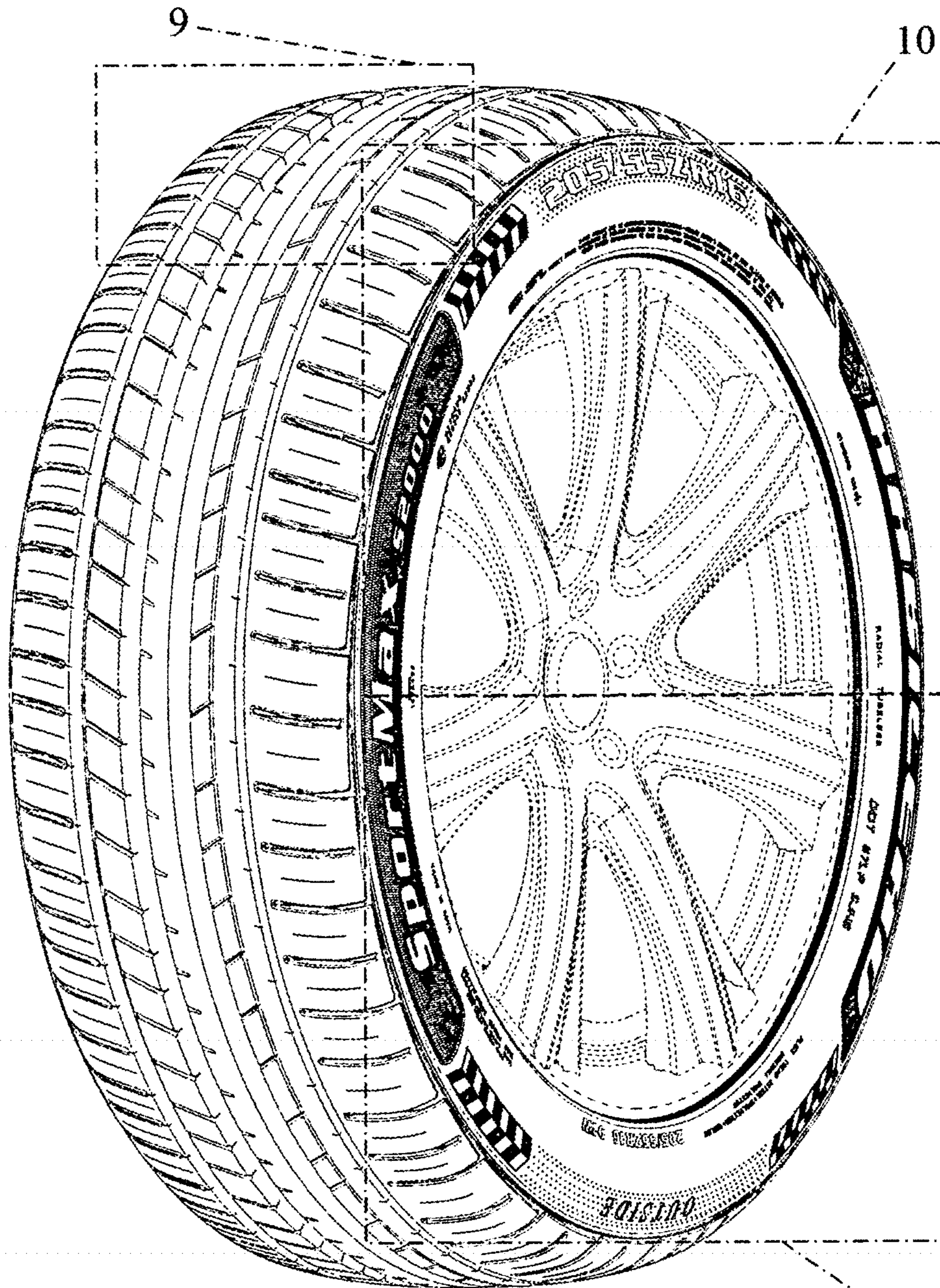


FIG. 3

11

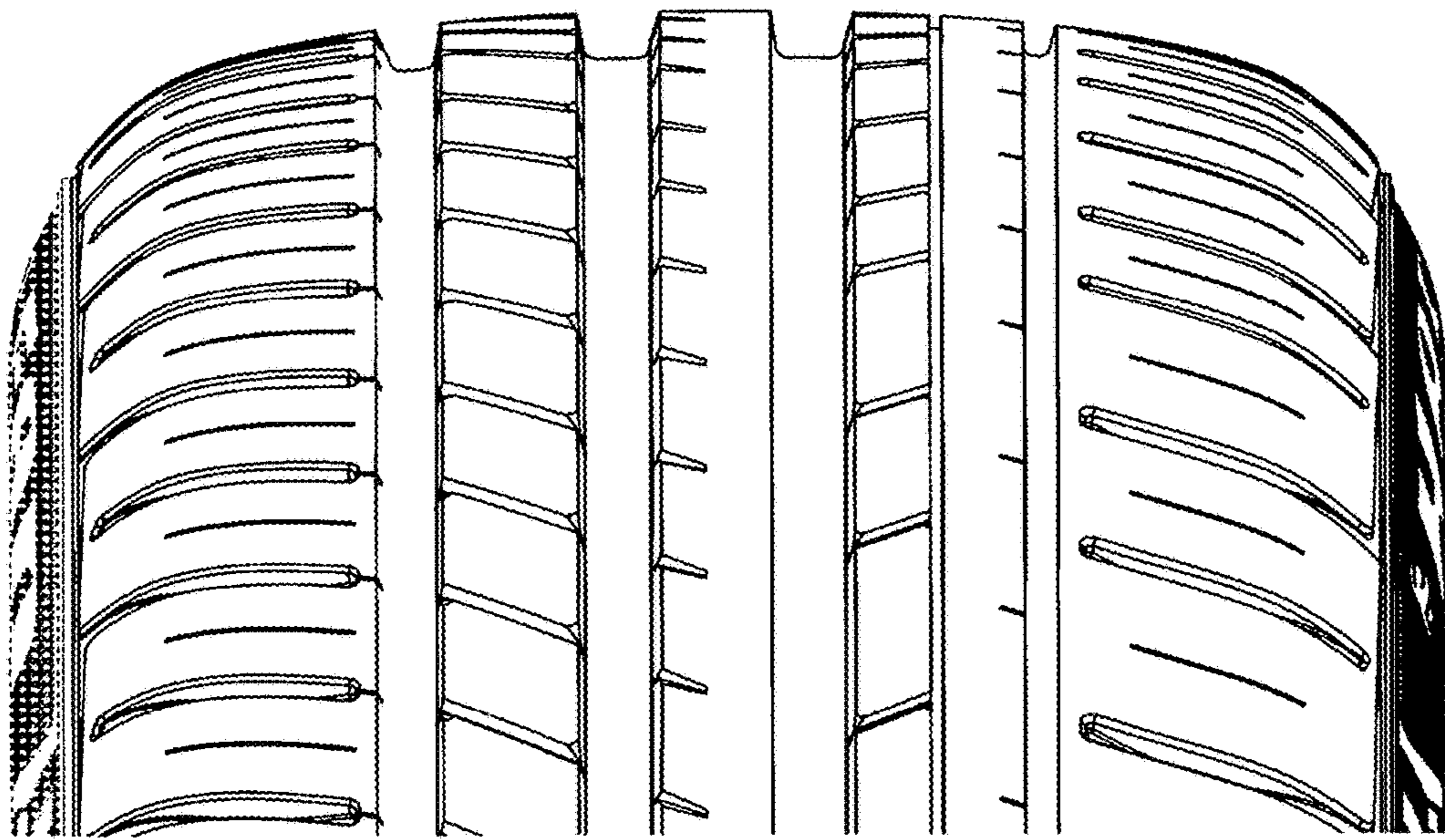


FIG. 4




FIG. 5




FIG. 6

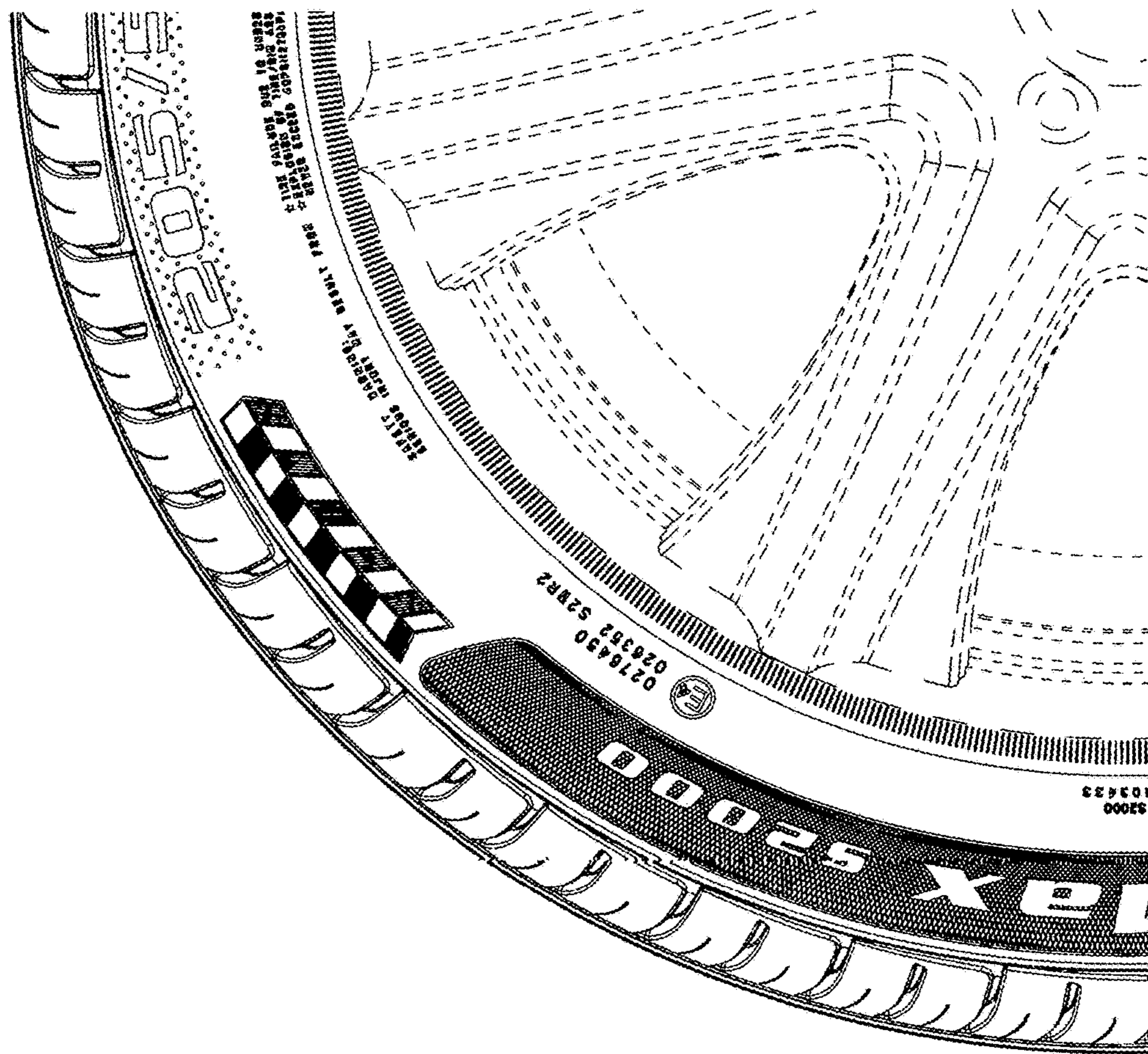


FIG. 7

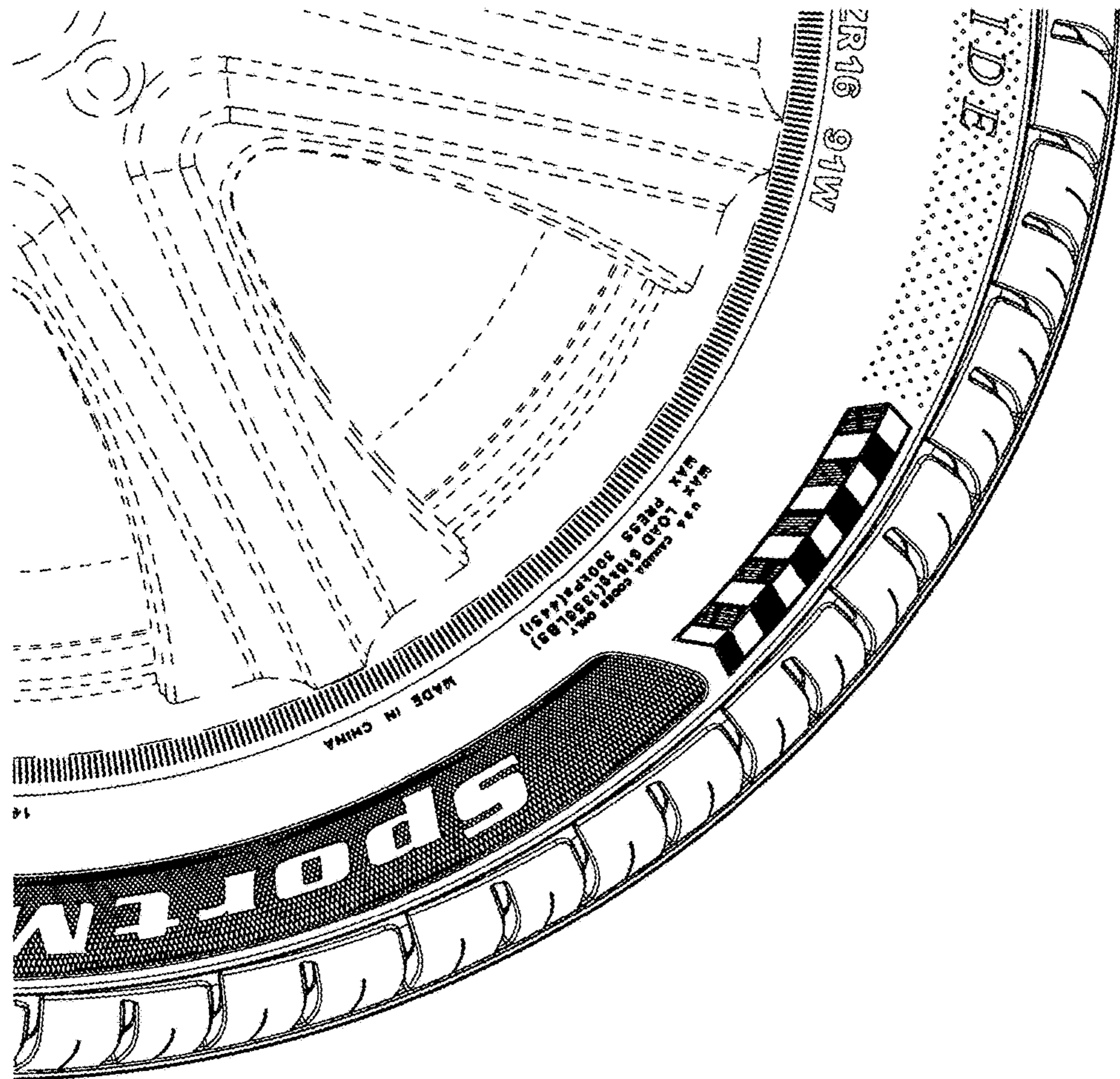


FIG. 8

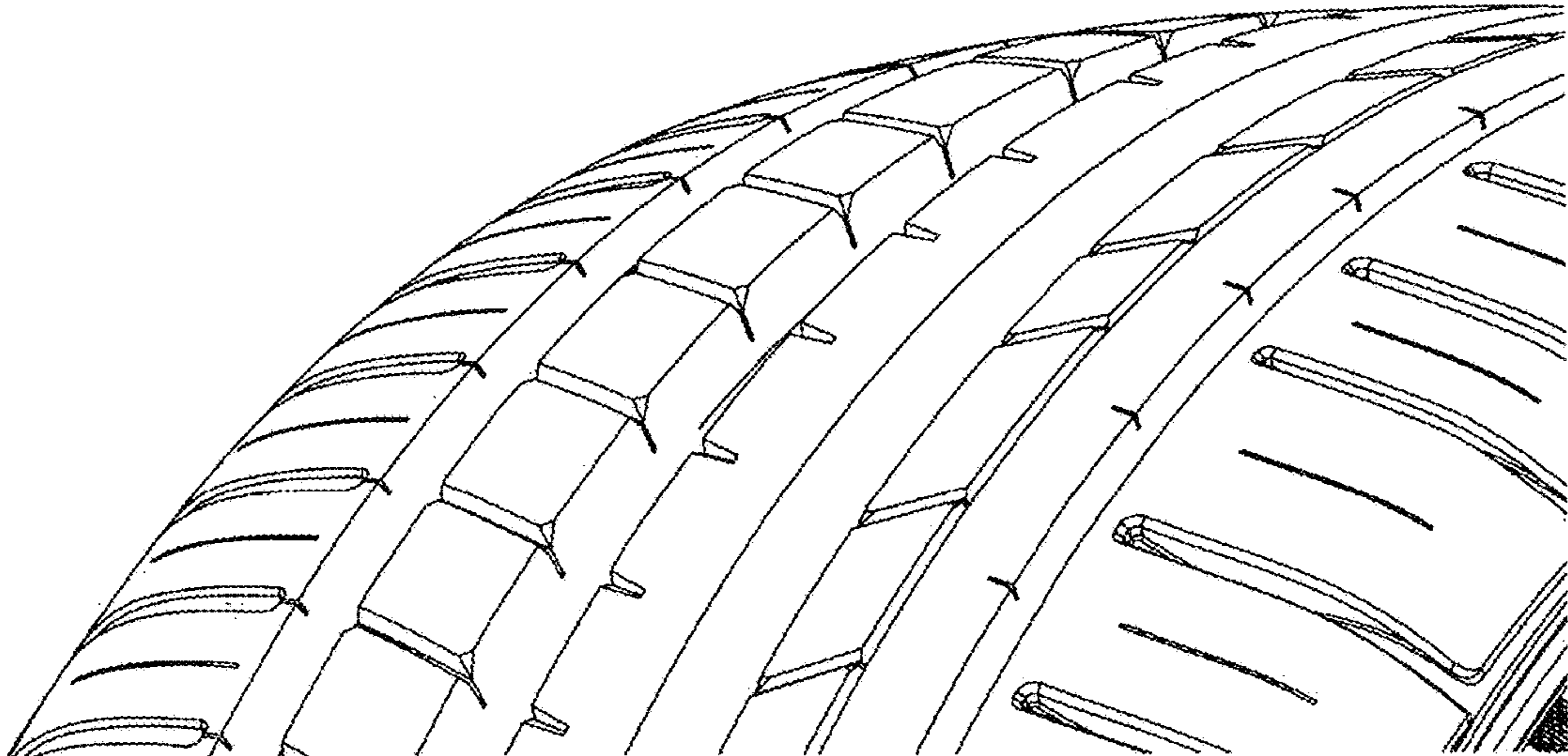


FIG. 9

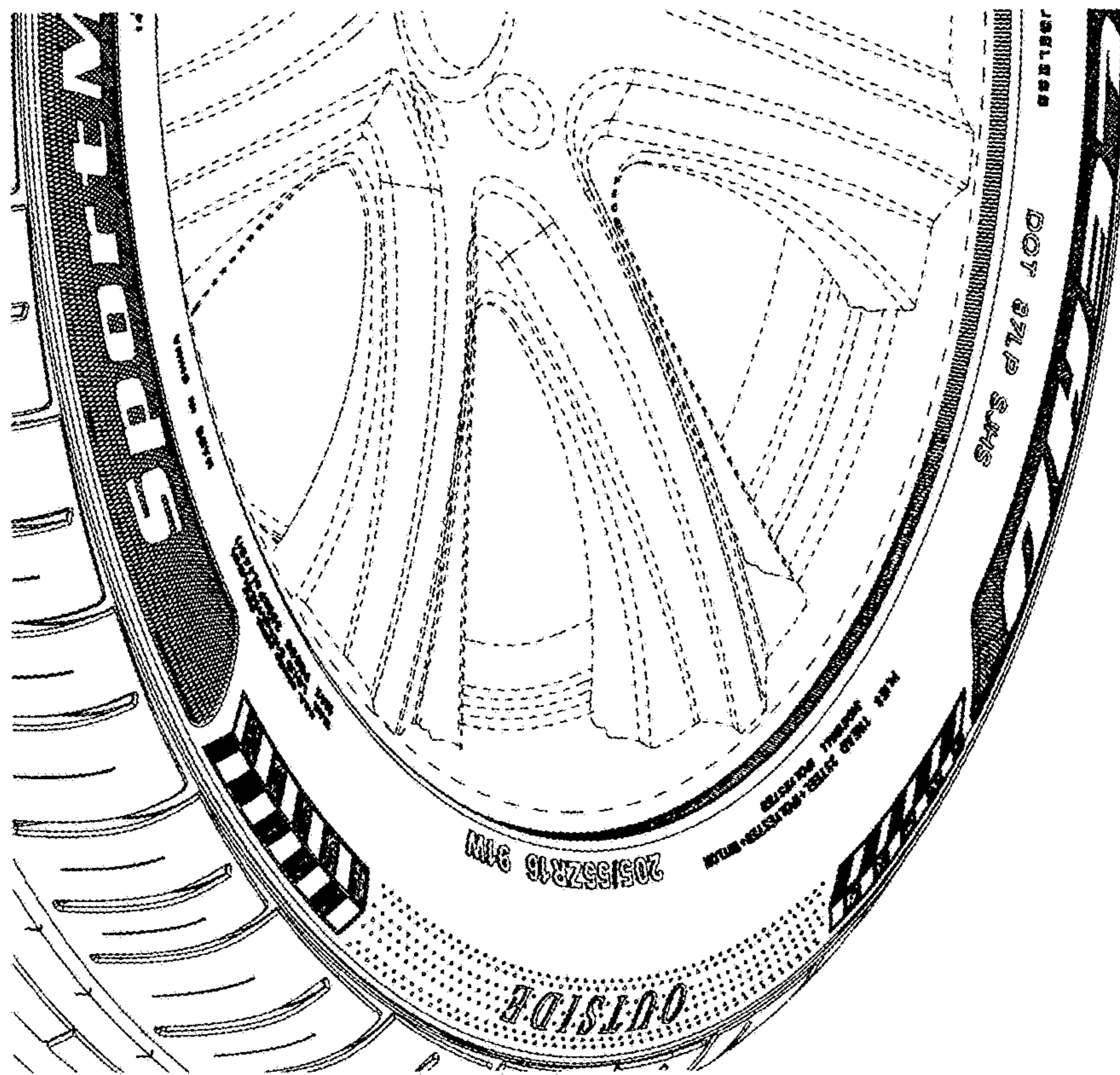


FIG. 11