



US00D798219S

(12) **United States Design Patent** (10) **Patent No.:** **US D798,219 S**
Xiao (45) **Date of Patent:** **** Sep. 26, 2017**

(54) **AIRCRAFT PROPELLER HAVING TWO BLADES**

(71) Applicant: **Xiangshan Gemfan Hobby Co., LTD.**, Ningbo, Zhejiang Province (CN)

(72) Inventor: **Hengzhi Xiao**, Ningbo (CN)

(73) Assignee: **XIANGSHAN GEMFAN HOBBY CO., LTD.**, Ningbo, Zhejiang Province (CN)

(**) Term: **15 Years**

(21) Appl. No.: **29/573,533**

(22) Filed: **Aug. 8, 2016**

(51) **LOC (10) Cl.** **12-16**

(52) **U.S. Cl.**
USPC **D12/214**

(58) **Field of Classification Search**
USPC D12/214, 300, 305, 317, 319, 344, 16.1, D12/328, 330, 345, 339; D15/3, 4; D21/441; D23/379, 411, 413
CPC B64C 11/00; B64C 11/16; B64C 27/08; B64C 39/024; B64C 2201/108; B63H 5/07
See application file for complete search history.

(56) **References Cited**

U.S. PATENT DOCUMENTS

D41,244 S	3/1911	Heath	
1,361,277 A *	12/1920	Mott	B64C 11/16 416/237
1,368,732 A *	2/1921	Klumpp	B64C 11/20 29/889.6
1,777,013 A	9/1930	Ness	
1,905,891 A *	4/1933	Blanchard	B64C 11/22 416/234
2,116,055 A	5/1938	Weichwald	
D121,201 S	6/1940	Fischer	

D132,376 S	5/1942	Munk	
2,312,219 A *	2/1943	Sensenich	B64C 11/205 416/224
D152,705 S	2/1949	Leahy	
2,482,375 A *	9/1949	Sensenich	B27M 3/10 156/256
D158,058 S	4/1950	Engelke	
2,962,101 A	11/1960	Vaghi	
3,053,325 A	9/1962	Ferreira	
3,461,966 A *	8/1969	Biermann	B64C 11/08 416/234
D252,390 S *	7/1979	Voisard	416/214 R
D316,700 S	5/1991	Morrison	
D353,572 S *	12/1994	Schlangen	D12/214
D431,627 S	10/2000	Etschel et al.	
D457,850 S	5/2002	Rietsch	
D459,285 S	6/2002	Rietsch	

(Continued)

Primary Examiner — George D. Kirschbaum
Assistant Examiner — Clese Moore, Jr.

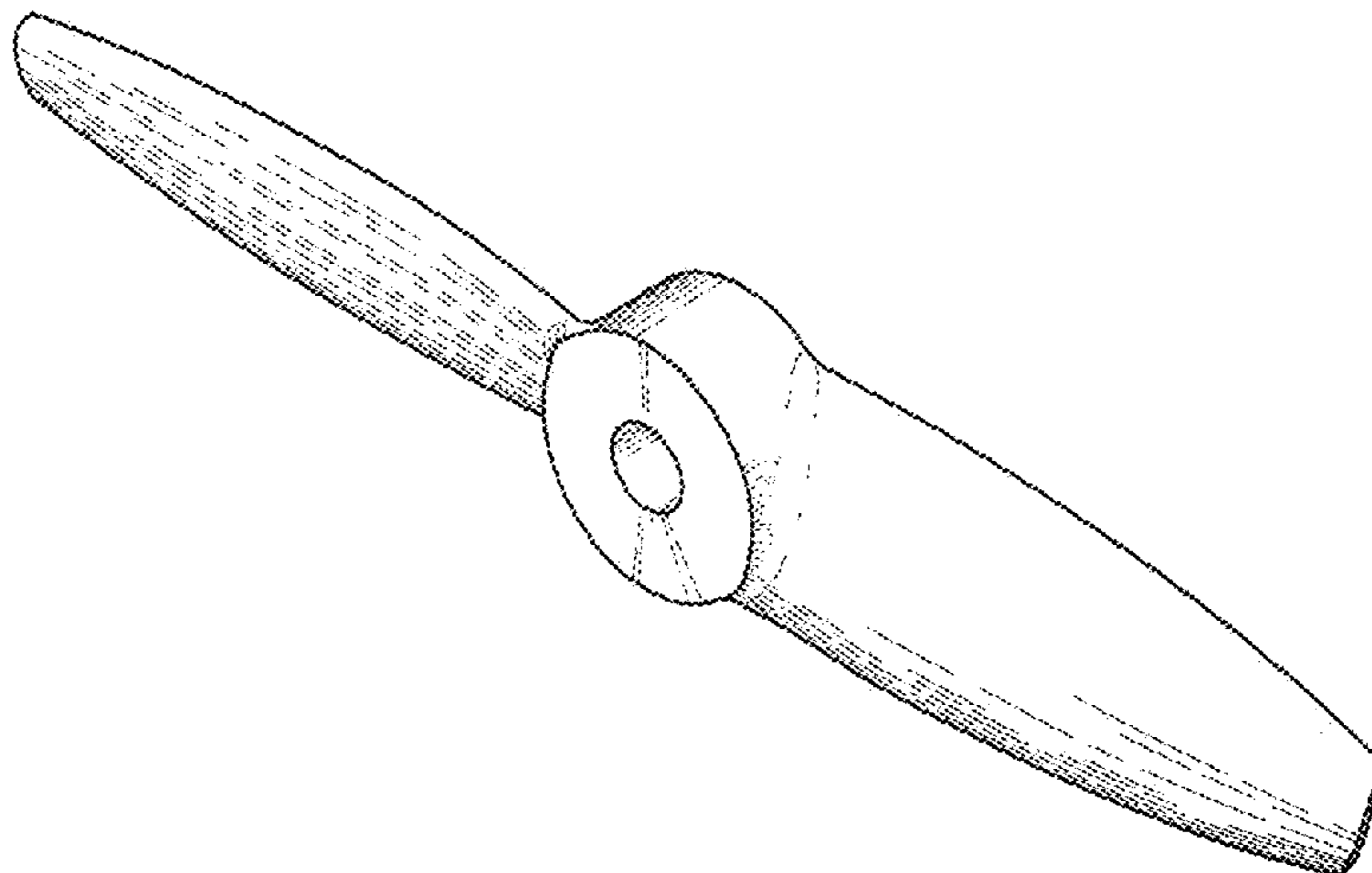
(57) **CLAIM**

I claim the ornamental design for an aircraft propeller having two blades, as shown and described.

DESCRIPTION

FIG. 1 is a perspective view of an aircraft propeller having two blades showing my new design;
FIG. 2 is a front view of the aircraft propeller having two blades of FIG. 1;
FIG. 3 is a rear view of the aircraft propeller having two blades of FIG. 1;
FIG. 4 is a left side view of the aircraft propeller having two blades of FIG. 1;
FIG. 5 is a right side view of the aircraft propeller having two blades of FIG. 1;
FIG. 6 is a top side view of the aircraft propeller having two blades of FIG. 1; and,
FIG. 7 is a bottom side view of the aircraft propeller having two blades of FIG. 1.

1 Claim, 7 Drawing Sheets



(56)

References Cited

U.S. PATENT DOCUMENTS

D578,460	S	10/2008	Tymark et al.	
8,286,909	B2 *	10/2012	Lee	B64B 1/30 244/200
D723,997	S *	3/2015	Foreman	D12/214
D755,703	S *	5/2016	Hanscom	D12/16.1
D761,184	S *	7/2016	Xiao	D12/214
D776,570	S *	1/2017	Baruchin	D12/16.1
2009/0220347	A1 *	9/2009	Ball	B64C 11/26 416/229 R
2012/0189457	A1 *	7/2012	Occhipinti	B64C 11/16 416/235
2015/0167492	A1 *	6/2015	Collette	F01D 25/06 415/1
2016/0068266	A1 *	3/2016	Carroll	B64C 11/20 244/53 R

* cited by examiner

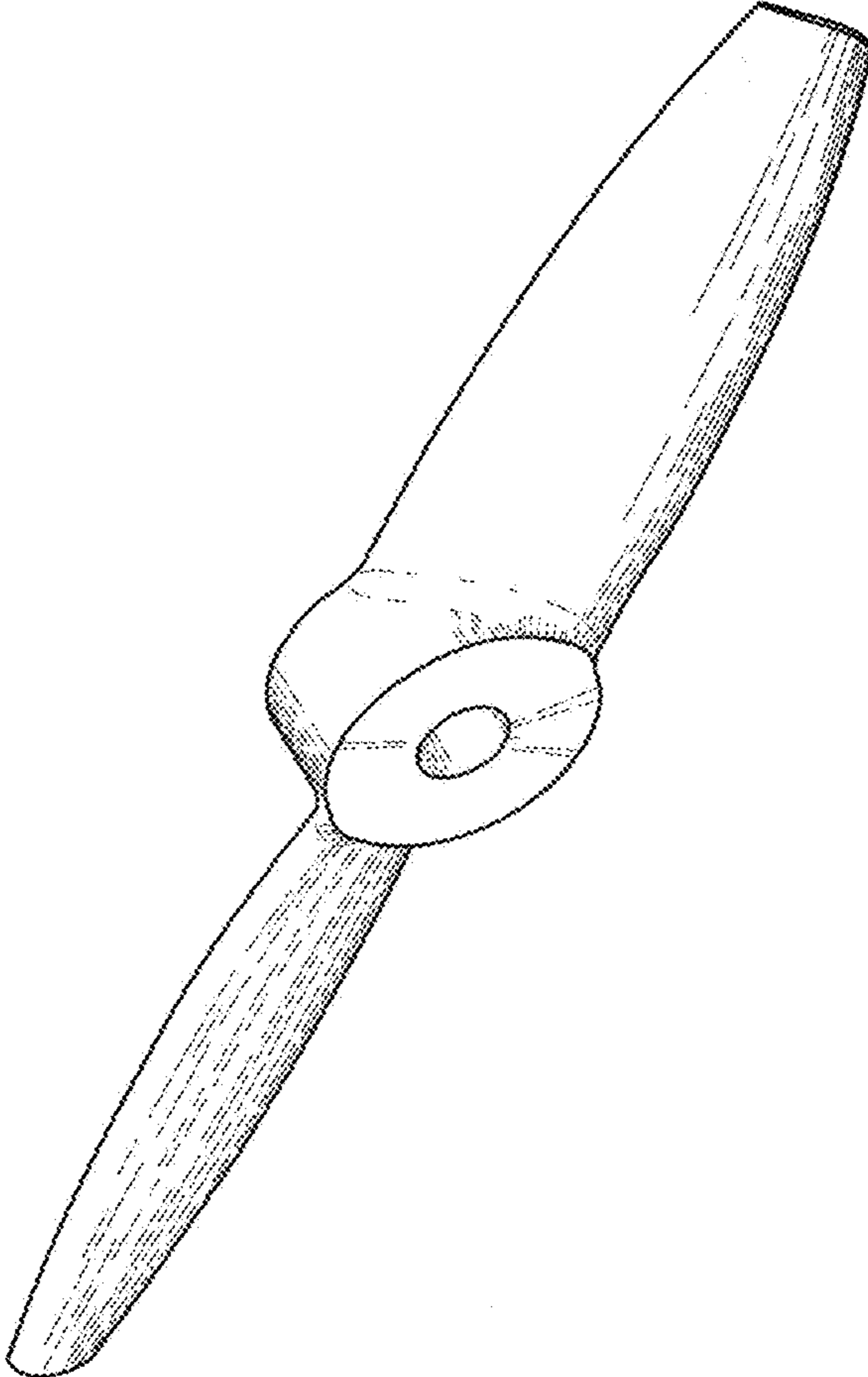


Fig. 1

Fig. 2





Fig. 3






Fig. 4


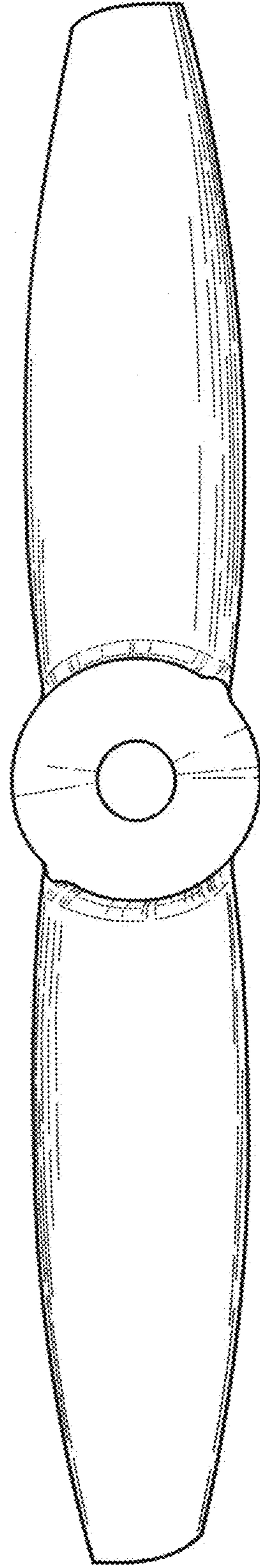


Fig. 5

Fig. 6



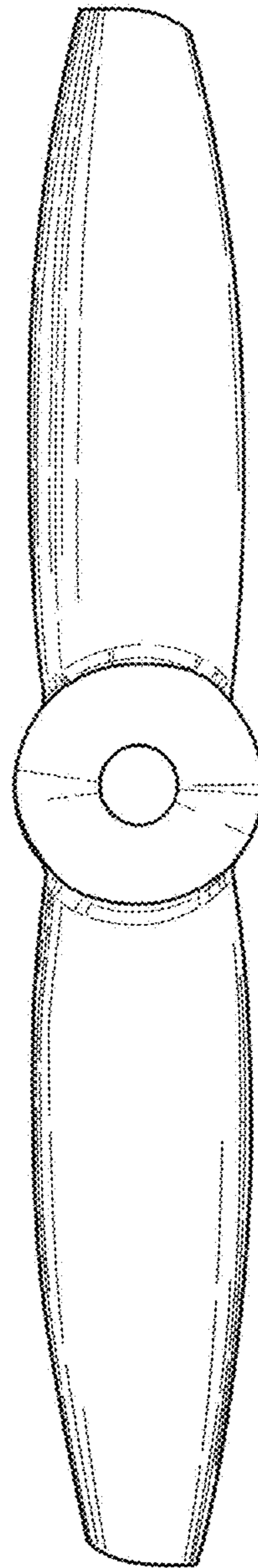


Fig. 7