



US00D798209S

(12) **United States Design Patent**
Tseng

(10) **Patent No.:** **US D798,209 S**

(45) **Date of Patent:** **** Sep. 26, 2017**

- (54) **VEHICLE MIRROR**
- (71) Applicant: **JIA DEPO IND. CO., LTD.**, Changhua County (TW)
- (72) Inventor: **Shih-Yi Tseng**, Changhua (TW)
- (73) Assignee: **JIA DEPO IND. CO., LTD.**, Changhua County (TW)
- (**) Term: **15 Years**
- (21) Appl. No.: **29/589,107**
- (22) Filed: **Dec. 28, 2016**
- (51) **LOC (10) Cl.** **12-16**
- (52) **U.S. Cl.**
USPC **D12/187**
- (58) **Field of Classification Search**
USPC D12/187, 188-189; D6/300, 309
CPC B60R 1/076; G02B 7/182; G02B 5/08;
G02B 7/18
See application file for complete search history.

D731,374 S *	6/2015	Roberts	D12/187
D731,377 S *	6/2015	Roberts	D12/187
D731,378 S *	6/2015	Roberts	D12/187
D746,196 S *	12/2015	Di Buduo	D12/187
D751,477 S *	3/2016	Ting	D12/187
D763,755 S *	8/2016	Su	D12/187
D776,588 S *	1/2017	Chen	D12/187
D782,379 S *	3/2017	Wassell	D12/187
D791,658 S *	7/2017	Ito	D12/187
D791,659 S *	7/2017	Ito	D12/187

* cited by examiner

Primary Examiner — Katrina A Betton

(57) **CLAIM**


The ornamental design for a vehicle mirror, as shown and described.

DESCRIPTION

FIG. 1 is a front elevation view of vehicle mirror showing my new design;
FIG. 2 is a rear elevation view thereof;
FIG. 3 is a left side elevation view thereof;
FIG. 4 is a right side elevation view thereof;
FIG. 5 is a top plan view thereof, and,
FIG. 6 is bottom plan view thereof; and,
FIG. 7 is a perspective view thereof.

1 Claim, 7 Drawing Sheets

- (56) **References Cited**
U.S. PATENT DOCUMENTS
D723,439 S * 3/2015 Milbank D12/187
D724,507 S * 3/2015 Shibuta D12/187






Fig.1




Fig.2




Fig. 3

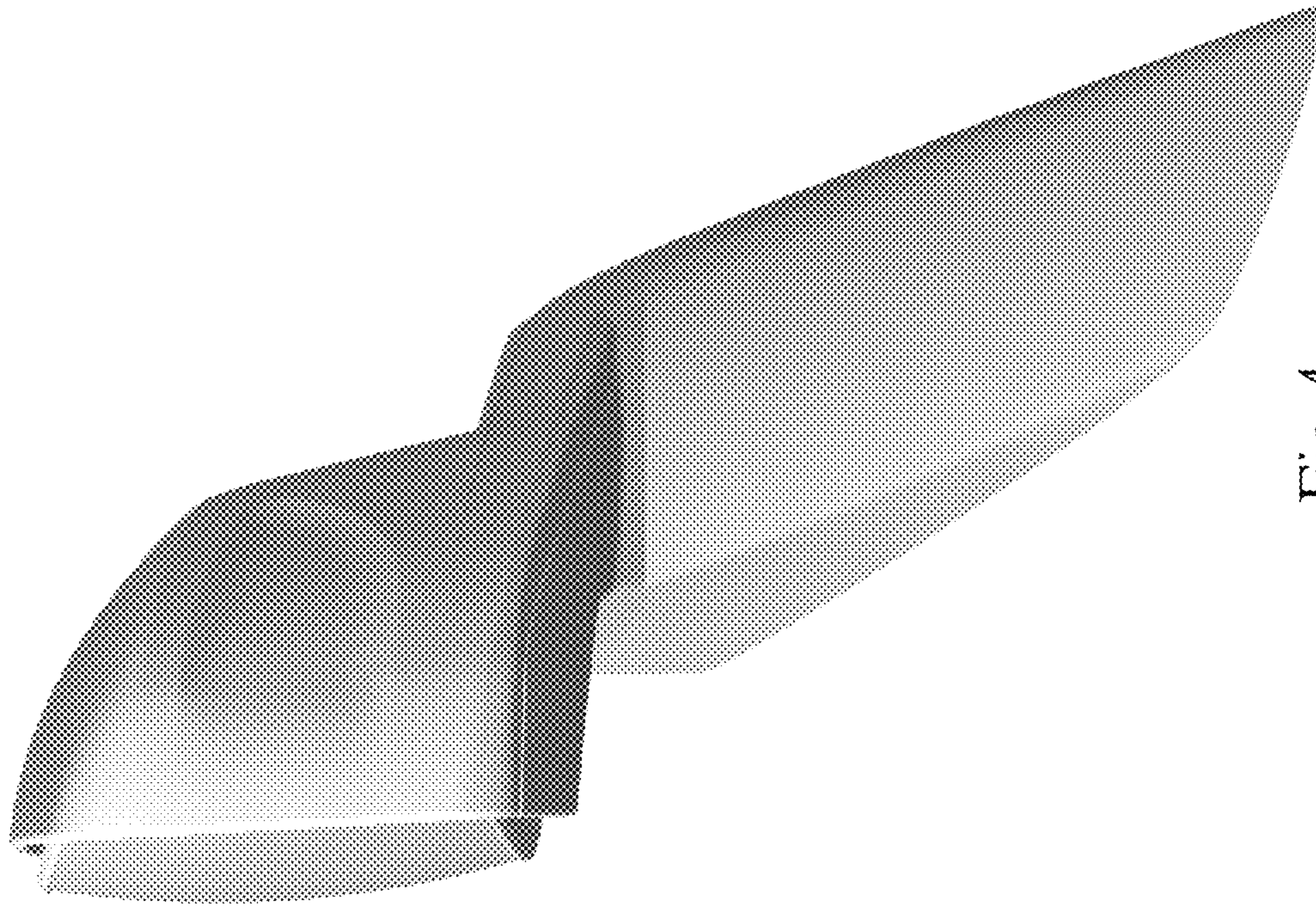


Fig.4

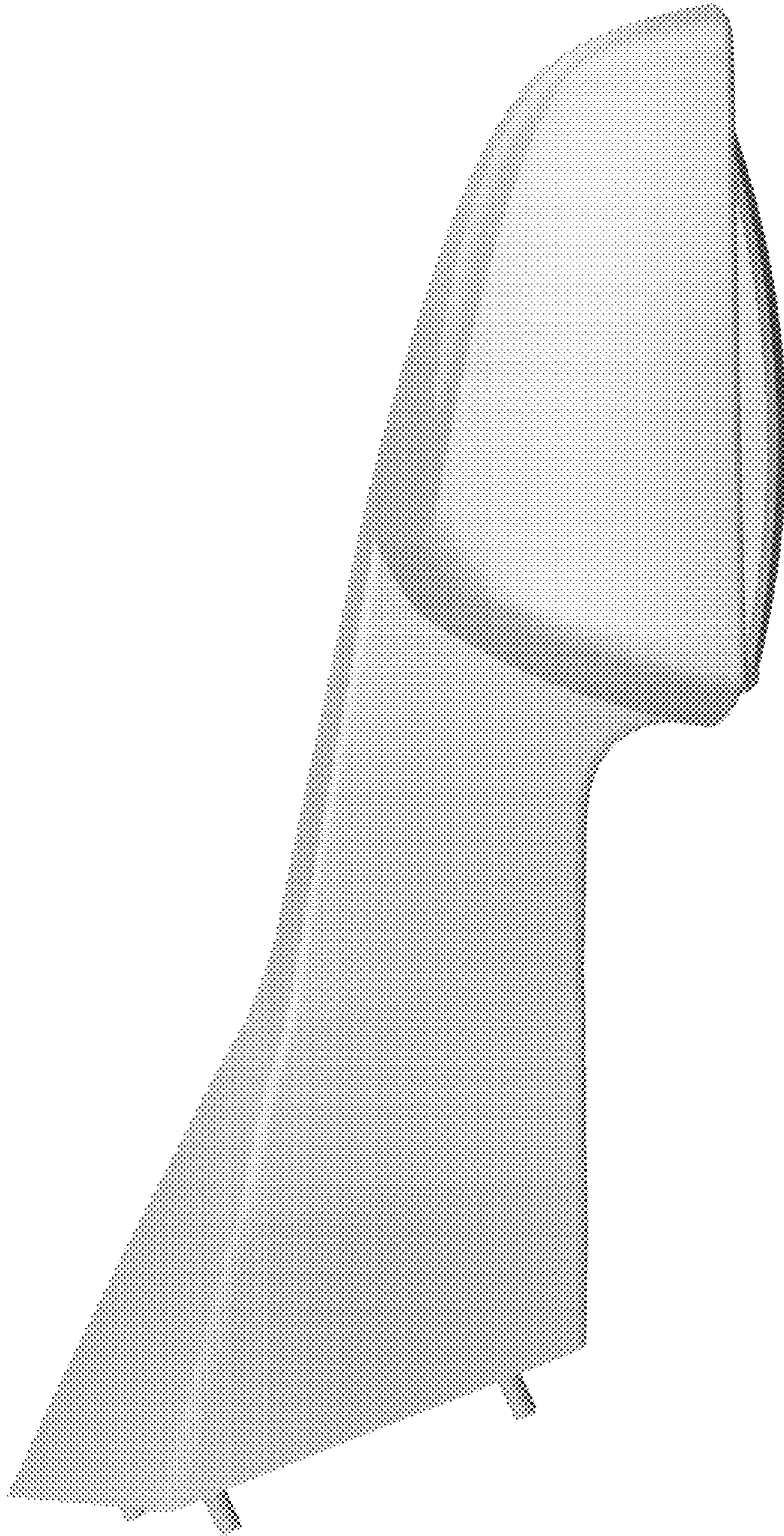


Fig.5




Fig.6




Fig. 7