



US00D798203S

(12) **United States Design Patent**
Shiu et al.

(10) **Patent No.:** **US D798,203 S**

(45) **Date of Patent:** **** Sep. 26, 2017**

(54) **VEHICLE UPPER REAR BUMPER**

(71) Applicants: **Gary K Shiu**, Troy, MI (US); **Irina Zavatski**, Rochester Hills, MI (US); **Mark D Hall**, Rochester, MI (US)

(72) Inventors: **Gary K Shiu**, Troy, MI (US); **Irina Zavatski**, Rochester Hills, MI (US); **Mark D Hall**, Rochester, MI (US)

(73) Assignee: **FCA US LLC**, Auburn Hills, MI (US)

(**) Term: **15 Years**

(21) Appl. No.: **29/565,290**

(22) Filed: **May 19, 2016**

Related U.S. Application Data

(63) Continuation-in-part of application No. 29/549,069, filed on Dec. 18, 2015.

(51) **LOC (10) Cl.** **12-16**

(52) **U.S. Cl.**
USPC **D12/169**

(58) **Field of Classification Search**
USPC D12/169, 216, 90-92, 86, 171, 196, 163;
293/102, 113, 115, 117, 120; 296/180.1,
296/180.2
CPC B60R 19/02; B60R 19/04; B62D 25/08
See application file for complete search history.

(56) **References Cited**

U.S. PATENT DOCUMENTS

D631,407 S * 1/2011 Kuze D12/169
D671,054 S * 11/2012 Yamada D12/169

D671,055 S * 11/2012 Nakamura D12/169
D683,282 S * 5/2013 Fuchigami D12/169
D683,283 S * 5/2013 Choi D12/169
D684,905 S * 6/2013 Tase D12/169
D692,809 S * 11/2013 Uchino D12/169
D701,805 S * 4/2014 Campbell D12/169
D702,160 S * 4/2014 Miyazawa D12/169
D703,591 S * 4/2014 Kwon D12/169
D712,802 S * 9/2014 Scheinhuette D12/169
D713,766 S * 9/2014 Katou D12/169
D721,625 S * 1/2015 George D12/169
D733,625 S * 7/2015 Morikawa D12/169
D738,272 S * 9/2015 Kamiura D12/169

* cited by examiner

Primary Examiner — Melody N Brown

(74) *Attorney, Agent, or Firm* — Ralph E. Smith

(57) **CLAIM**


The ornamental design for a vehicle upper rear bumper, as shown and described.

DESCRIPTION

FIG. 1 is a perspective view of a vehicle upper rear bumper showing our new design;
FIG. 2 is a front view thereof;
FIG. 3 is a rear view thereof;
FIG. 4 is a side view thereof;
FIG. 5 is a top view thereof; and,
FIG. 6 is a bottom view.

It will be understood that the broken lines shown in the drawings illustrate portions of the vehicle upper rear bumper that form no part of claimed design.

1 Claim, 6 Drawing Sheets



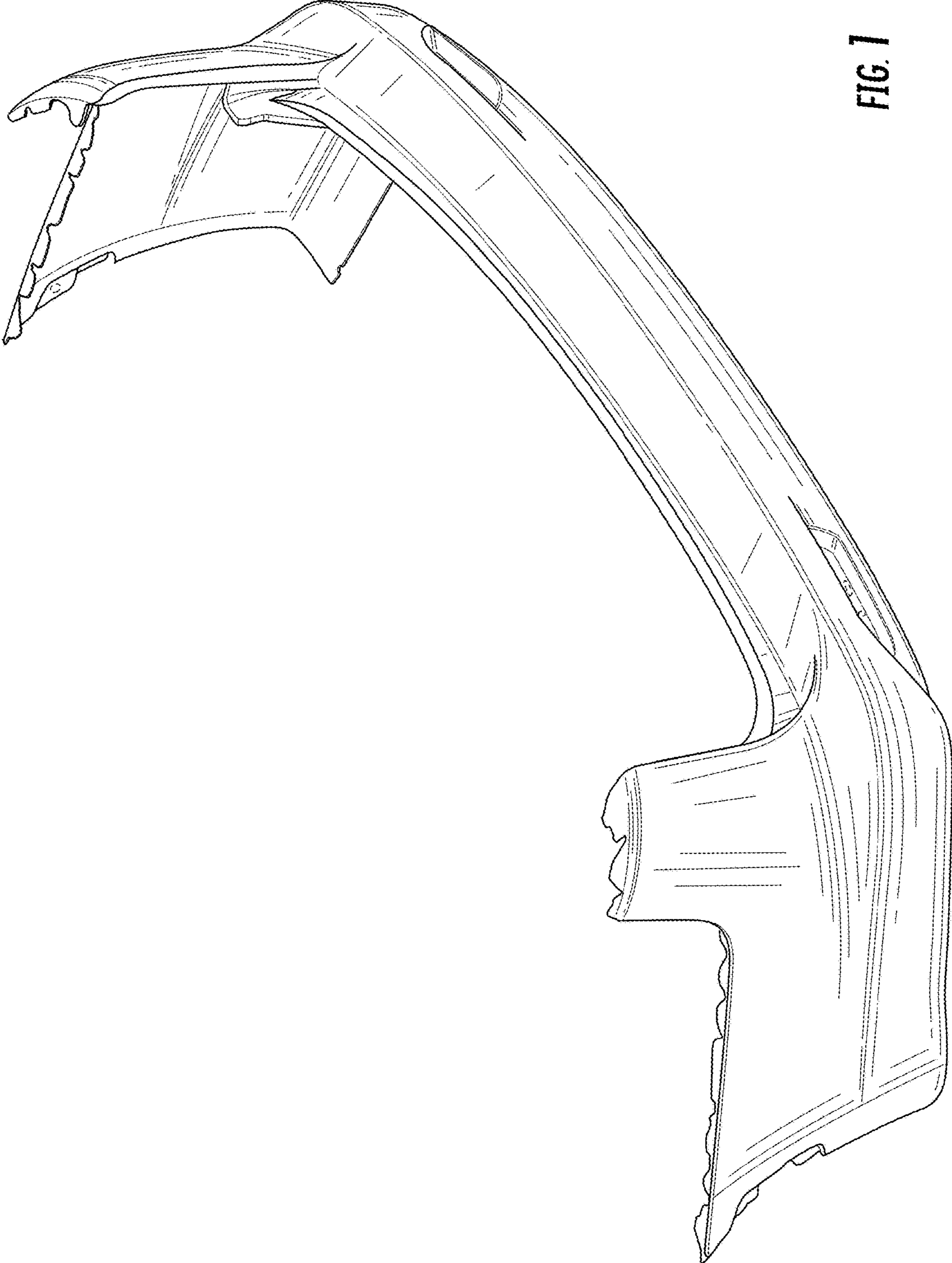


FIG. 1

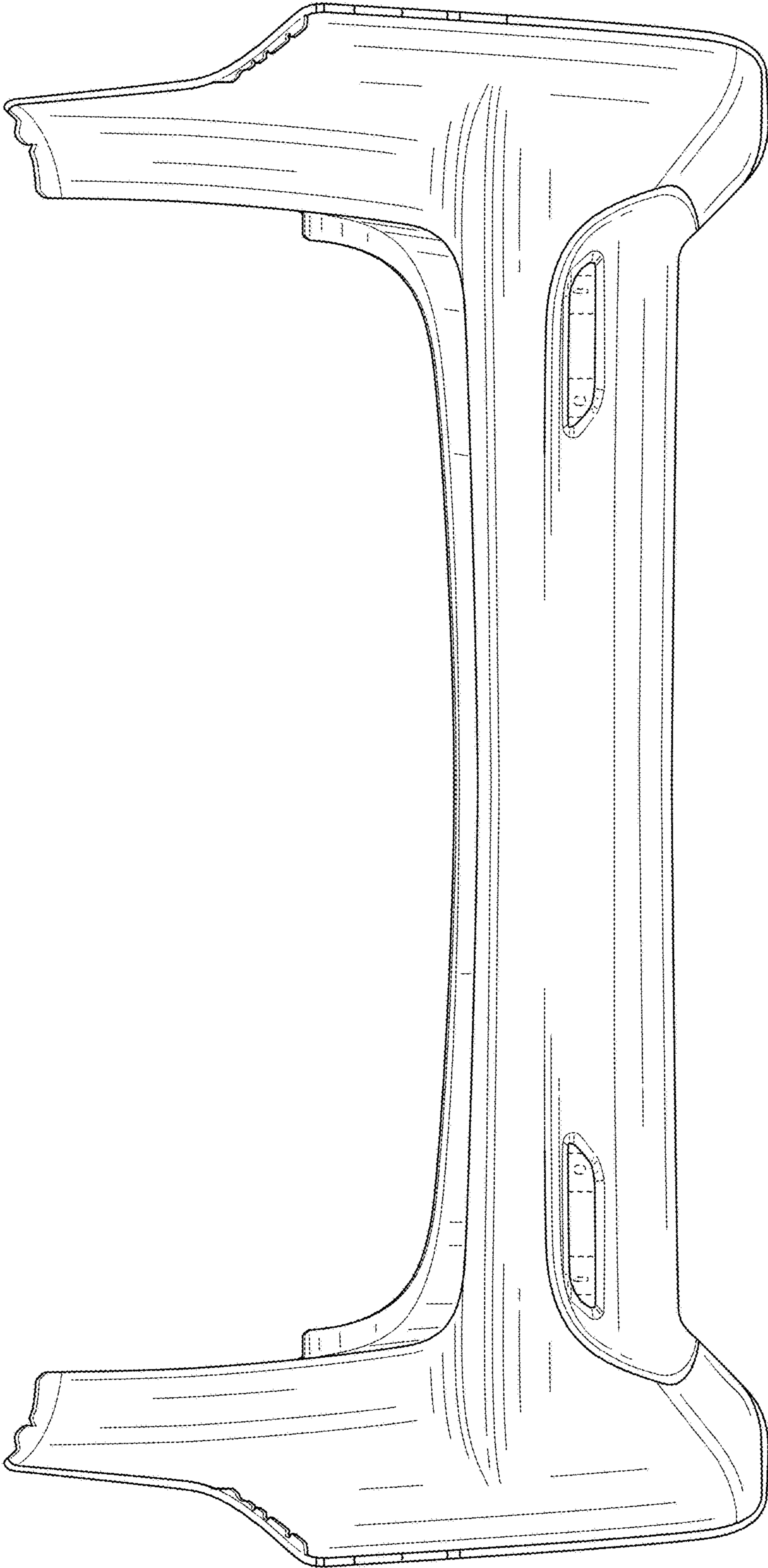


FIG. 2

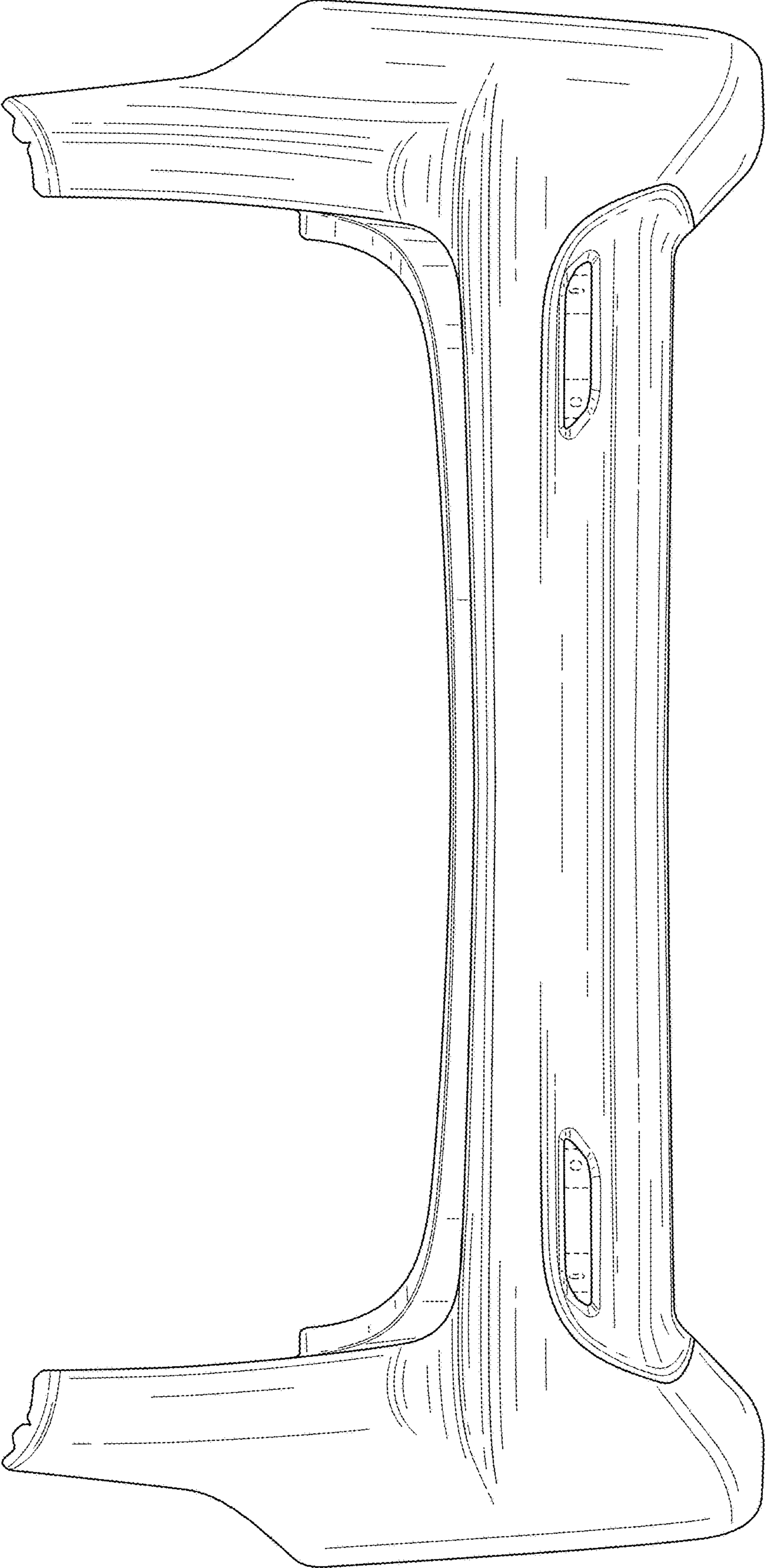


FIG. 3

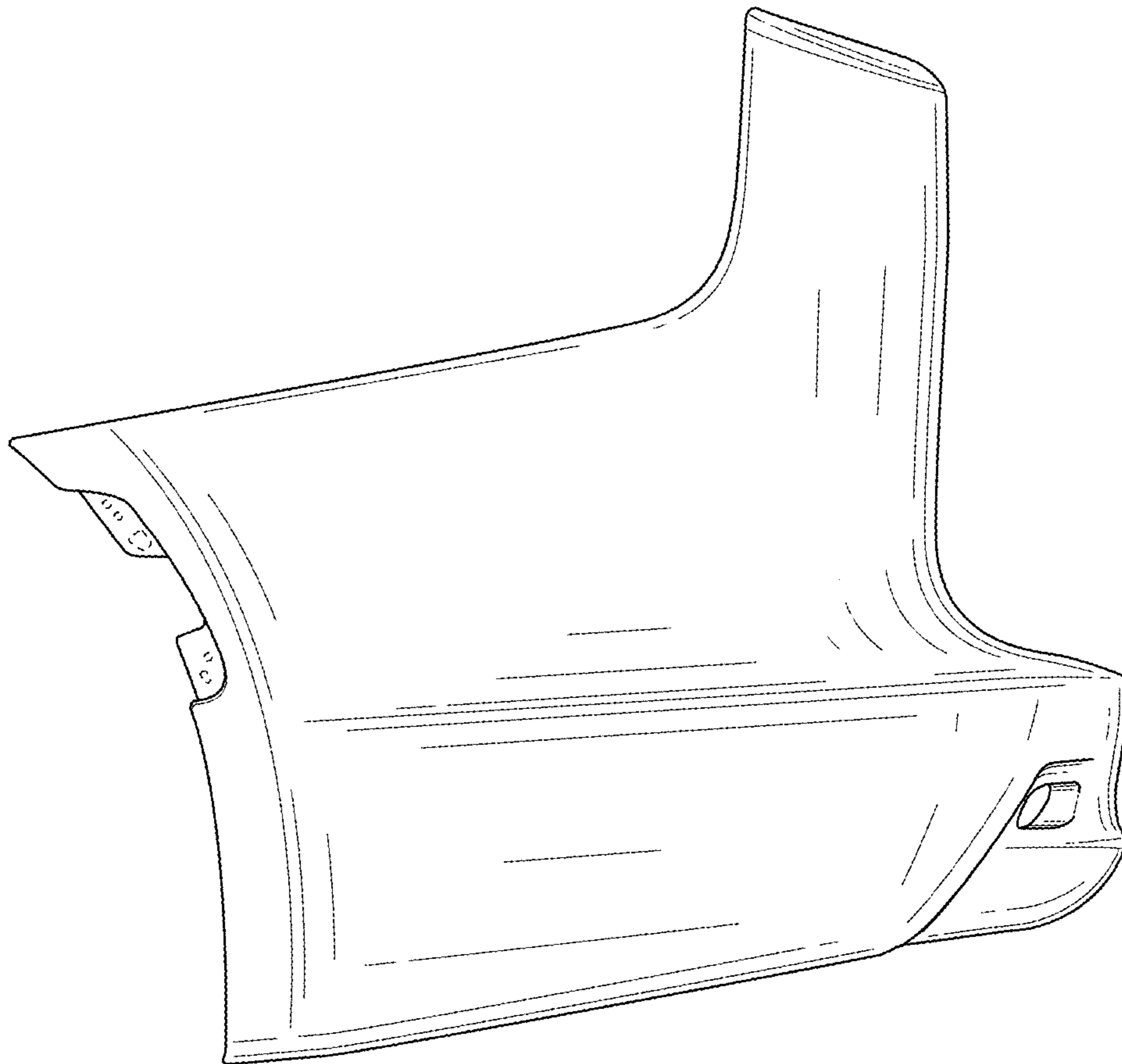


FIG. 4

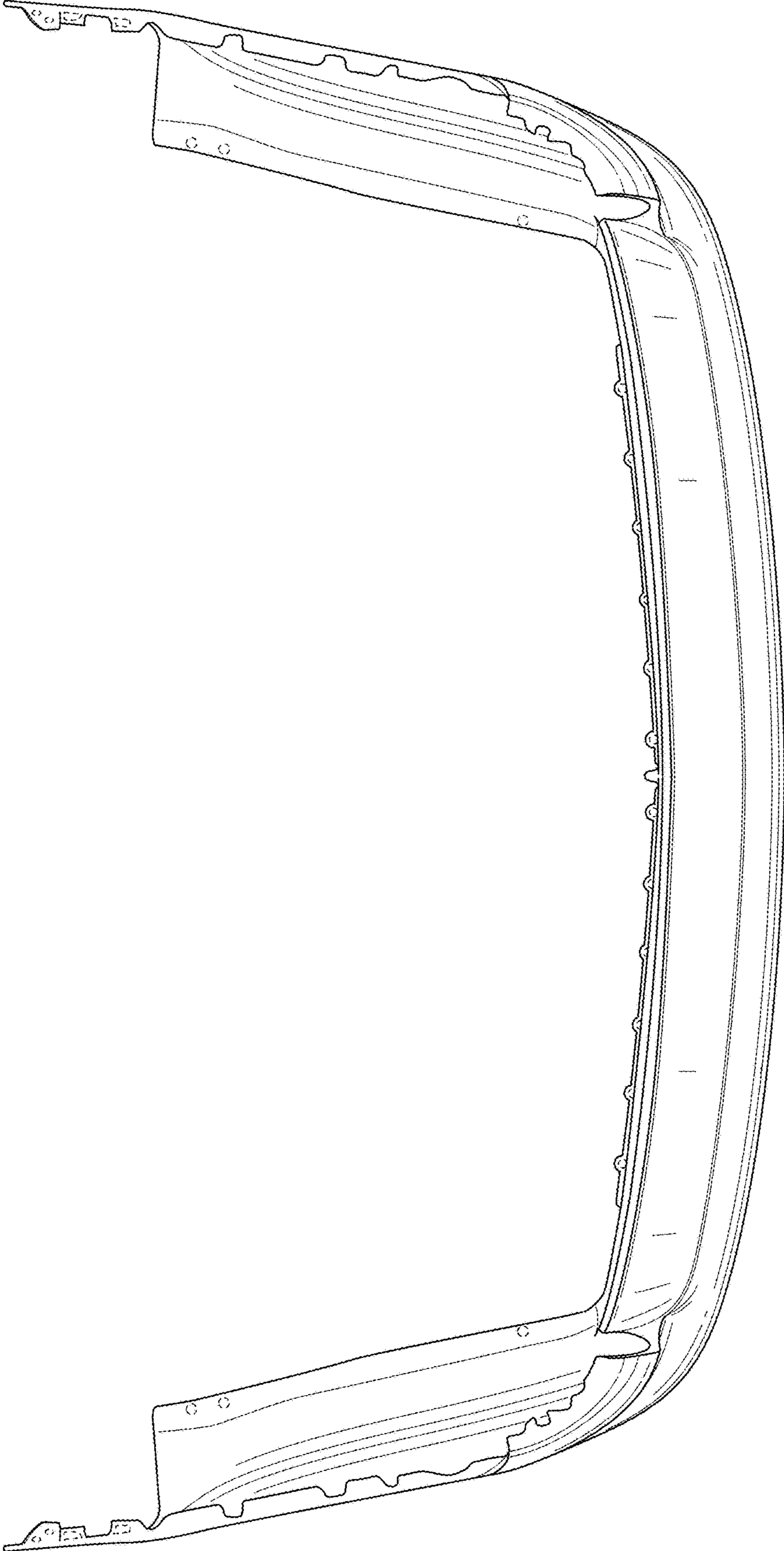


FIG. 5

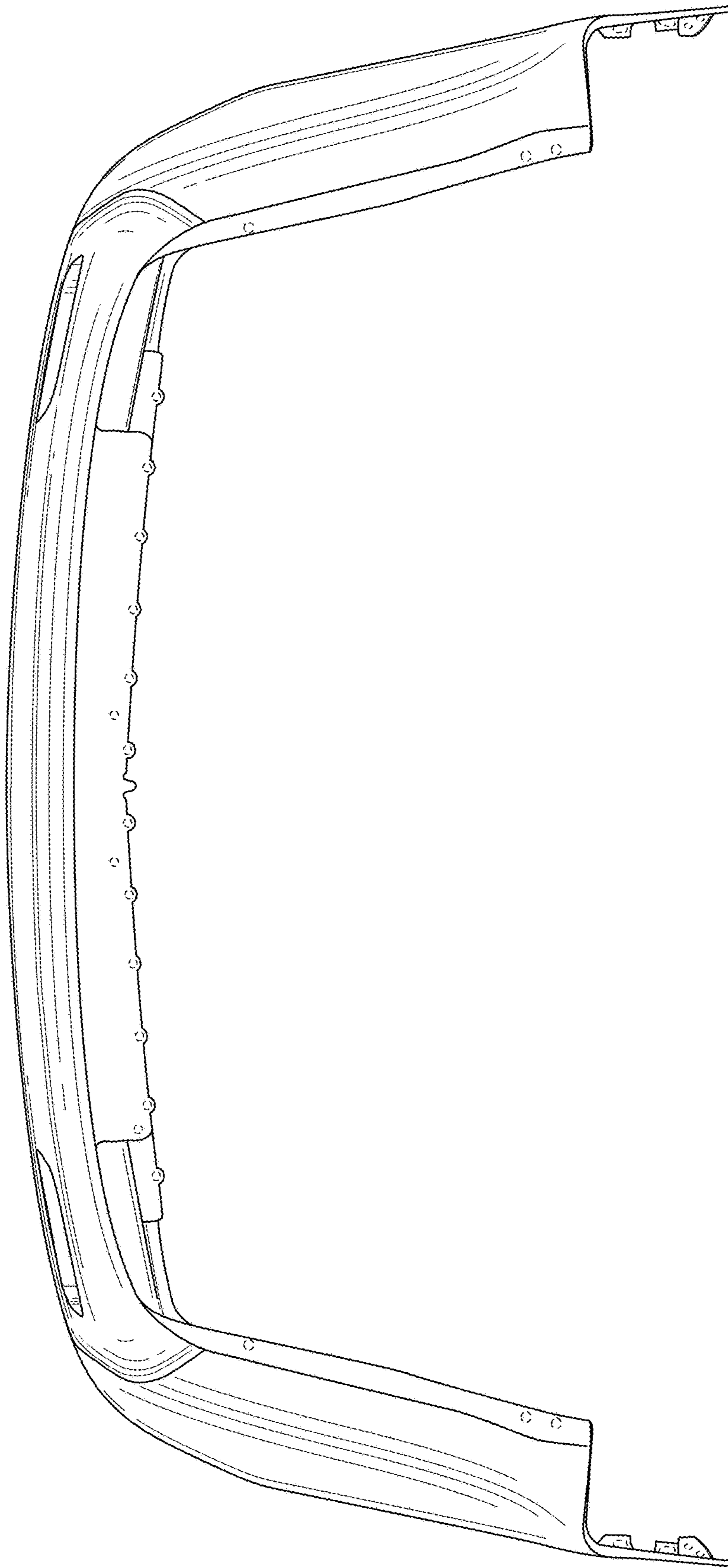


FIG. 6