



US00D798194S

(12) **United States Design Patent** (10) **Patent No.:** **US D798,194 S**  
**Varga** (45) **Date of Patent:** **\*\* Sep. 26, 2017**

(54) **MOTOR VEHICLE, TOY AND/OR REPLICA**

(71) Applicant: **Dr. Ing. h.c. F. Porsche Aktiengesellschaft, Stuttgart (DE)**

(72) Inventor: **Peter Varga, Pforzheim (DE)**

(73) Assignee: **Dr. Ing. h.c. F. Porsche Aktiengesellschaft, Stuttgart (DE)**

(\*\*) Term: **15 Years**

(21) Appl. No.: **29/569,037**

(22) Filed: **Jun. 23, 2016**

**Related U.S. Application Data**

(63) Continuation of application No. 29/502,221, filed on Sep. 12, 2014, now abandoned.

(30) **Foreign Application Priority Data**

Mar. 14, 2014 (DE) ..... 40 2014 100 250

(51) **LOC (10) Cl.** ..... **12-08**

(52) **U.S. Cl.**  
USPC ..... **D12/92**

(58) **Field of Classification Search**  
USPC ..... D12/86, 90-92, 88; D21/421, 433, 434; 296/181.1, 181.5  
CPC ..... B62D 35/00; B62D 25/00; B62D 25/06; B62D 33/00  
See application file for complete search history.

(56) **References Cited**

**U.S. PATENT DOCUMENTS**

D338,638 S 8/1993 Lagaay  
D592,553 S 5/2009 Larson

D592,554 S 5/2009 Larson  
D610,041 S 2/2010 Larson  
D690,232 S 9/2013 Scheinhuttl  
D690,620 S 10/2013 Scheinhuttl  
D700,545 S 3/2014 Borkert  
D702,152 S \* 4/2014 Borkert ..... D12/92  
D703,585 S 4/2014 Scheinhutte  
D704,100 S 5/2014 Scheinhutte  
D715,196 S \* 10/2014 Yamashita ..... D12/92  
D731,928 S \* 6/2015 Manzoni ..... D12/92

**OTHER PUBLICATIONS**

Notice of Allowance for U.S. Appl. No. 29/502,221, dated Mar. 23, 2016, 5 pages.

\* cited by examiner

*Primary Examiner* — Melody N Brown

(74) *Attorney, Agent, or Firm* — RatnerPrestia


(57) **CLAIM**

The ornamental design for a motor vehicle, toy and/or replica, as shown and described.

**DESCRIPTION**

FIG. 1 is a front perspective view of a motor vehicle, toy and/or replica;  
FIG. 2 is a rear perspective view thereof;  
FIG. 3 is a right side elevation view thereof, the left side being substantially a mirror image;  
FIG. 4 is a front elevation view thereof;  
FIG. 5 is a rear elevation view thereof; and,  
FIG. 6 is a top plan view thereof.  
The broken line showing of the motor vehicle, toy and/or replica is for the purpose of illustrating portions of the motor vehicle, toy and/or replica and forms no part of the claimed design.

**1 Claim, 5 Drawing Sheets**



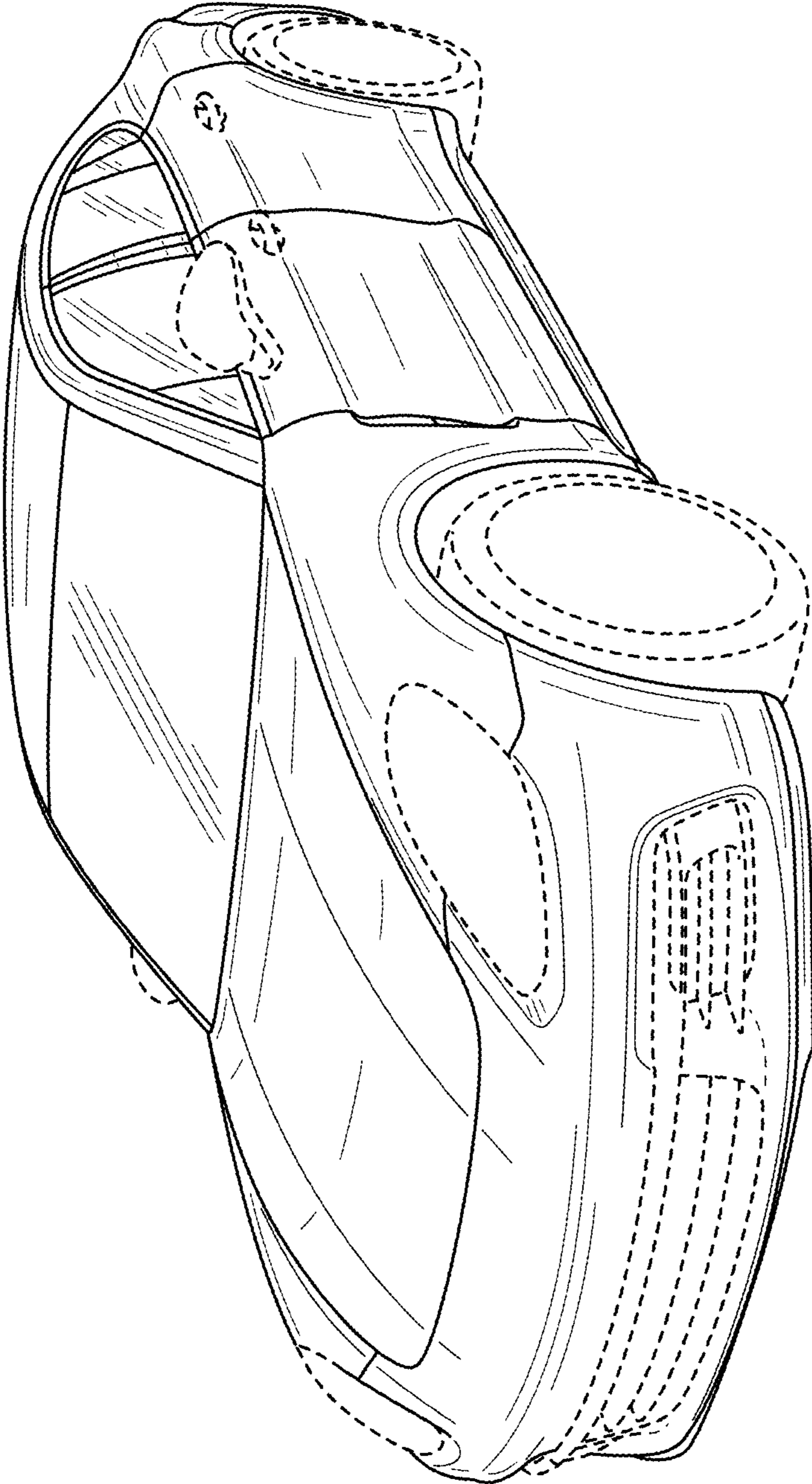


FIG. 1

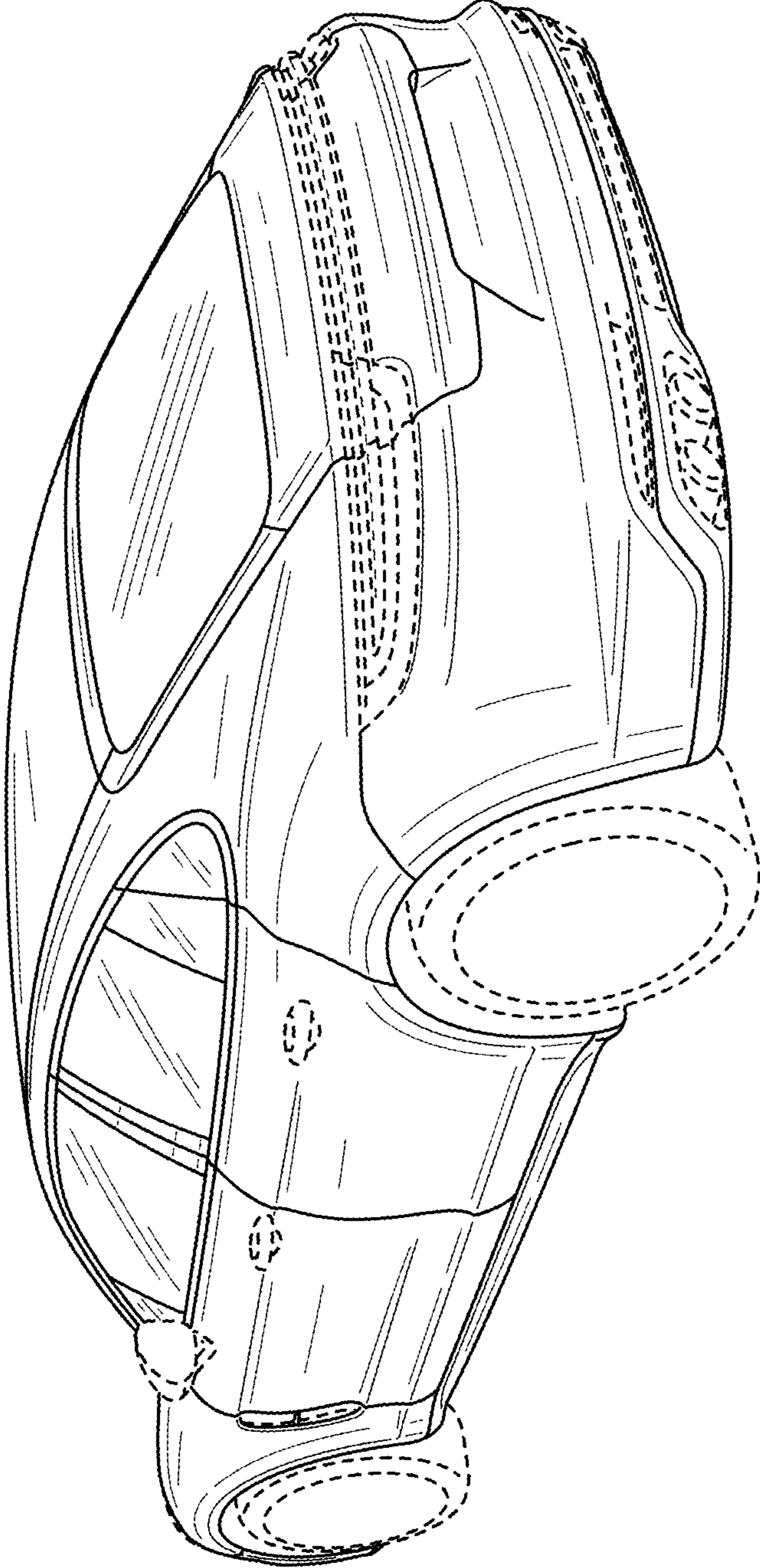


FIG. 2

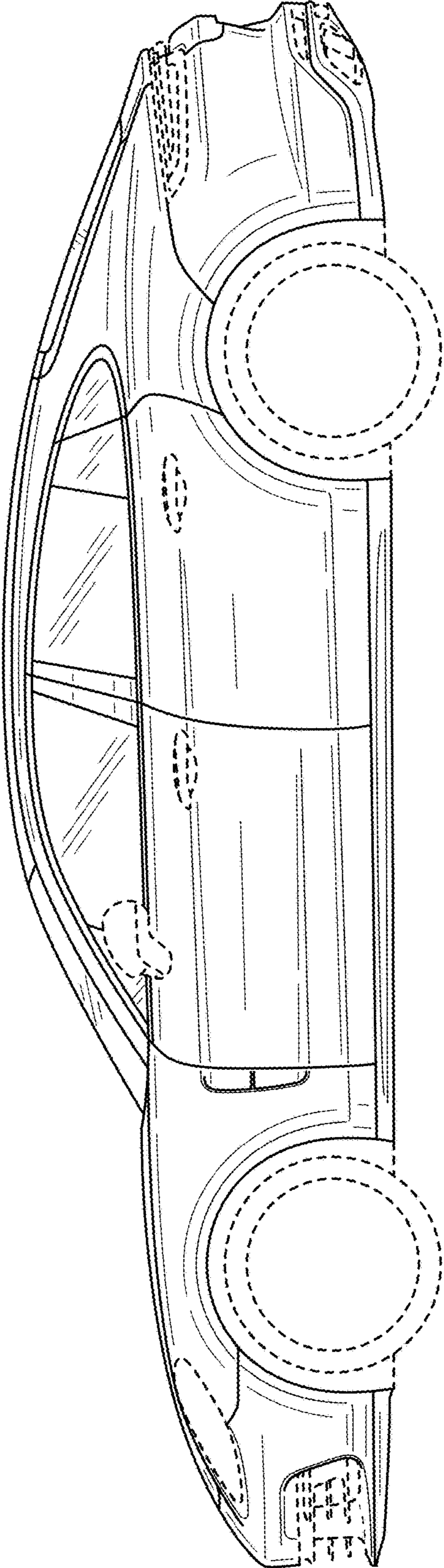


FIG. 3




FIG. 4




FIG. 5

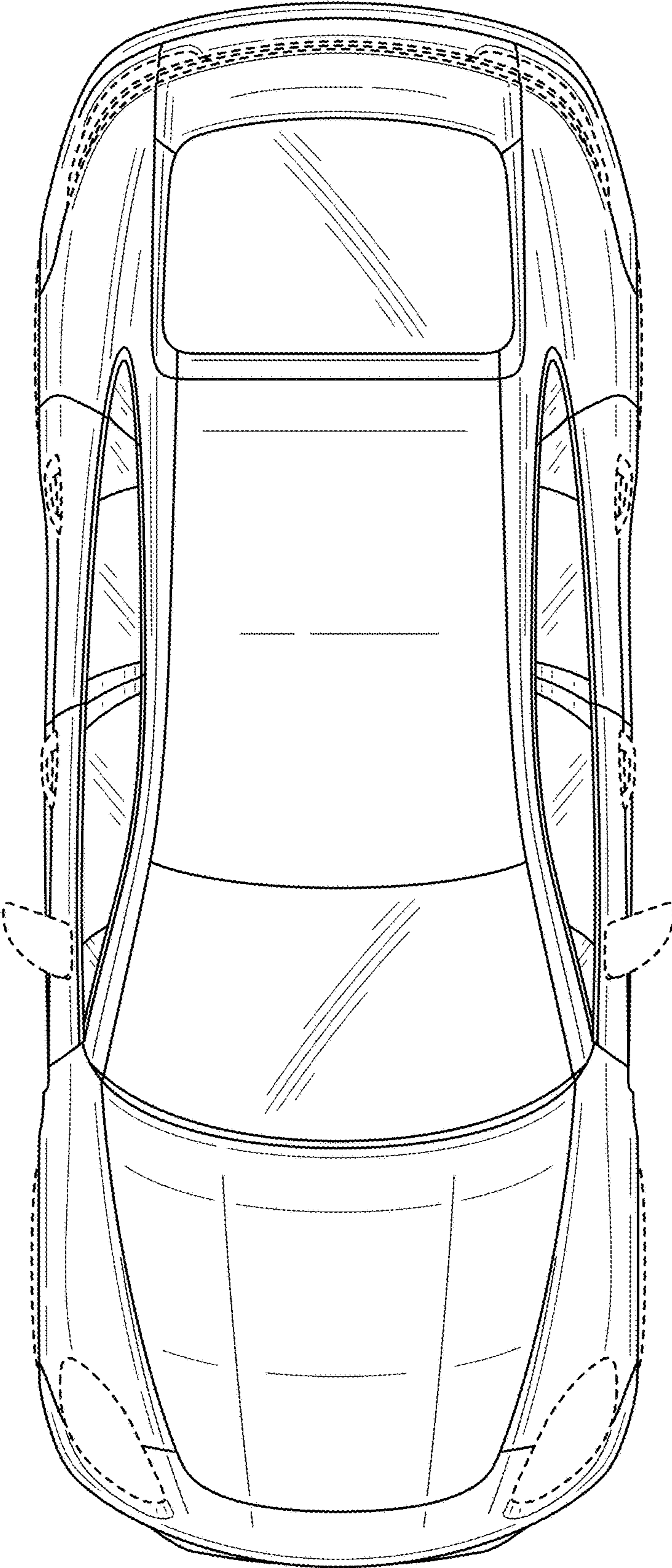


FIG. 6