



US00D798184S

(12) **United States Design Patent** (10) **Patent No.:** **US D798,184 S**
Hardy (45) **Date of Patent:** **** Sep. 26, 2017**

(54) **BRACELET**
(71) Applicant: **Cartier International AG**, Steinhausen (CH)
(72) Inventor: **Theodora Hardy**, Paris (FR)
(73) Assignee: **Cartier International AG**, Steinhausen (CH)

D595,175 S * 6/2009 Gruosi D11/26
D672,266 S * 12/2012 Yurman D11/34
D691,505 S * 10/2013 Fillon D11/3
D691,508 S * 10/2013 Fillon D11/26
D705,111 S * 5/2014 Namazy D11/27
D761,792 S * 7/2016 Magi D11/4
D780,617 S * 3/2017 Hardy D11/34

(**) Term: **15 Years**
(21) Appl. No.: **29/549,745**

(22) Filed: **Dec. 28, 2015**
(51) **LOC (10) Cl.** **11-01**
(52) **U.S. Cl.**
USPC **D11/4**
(58) **Field of Classification Search**
USPC D11/1-39; D28/39, 41-43
CPC .. A44C 5/00; A44C 5/10; A44C 5/022; A44C 5/025; A44C 5/142; A44C 5/145; A44C 5/0007; A44C 5/0061; A44C 5/0069; A44C 5/0076; A44C 5/0084; A44C 5/0092; A44C 5/2071; A44C 5/2085; A44C 9/0007; A44C 9/0015; A44C 9/0038; A44C 9/0046; A44C 9/0053; A44C 9/0084; A44C 9/001; A44C 9/02; A44C 17/02; A44C 17/001; A44C 17/003; A44C 17/005
See application file for complete search history.

OTHER PUBLICATIONS

Van Cleef & Arpels (available online May 1, 2016) Retrieved from the internet Jan. 18, 2017, retrieved from the internet URL: <https://web.archive.org/web/20160501200718/http://www.vancleefarpels.com/us/en/collections/jewelry/bouton-dor.html>.*

* cited by examiner

Primary Examiner — Cathron Brooks
Assistant Examiner — Richard Kearney
(74) *Attorney, Agent, or Firm* — Taft Stettinius & Hollister LLP

(57) **CLAIM**


The ornamental design for a bracelet, as shown and described.

DESCRIPTION

FIG. 1 is a front side view of bracelet of the present invention.
FIG. 2 is a back side view of the bracelet of FIG. 1.
FIG. 3 is a right side view of the bracelet of FIG. 1.
FIG. 4 is a left side view of the bracelet of FIG. 1.
FIG. 5 is a top side view of the bracelet of FIG. 1.
FIG. 6 is a bottom side view of the bracelet of FIG. 1.
FIG. 7 is a front, left side perspective view of the bracelet of FIG. 1; and,
FIG. 8 is a front, right side perspective view of the bracelet of FIG. 1.

(56) **References Cited**
U.S. PATENT DOCUMENTS
D32,439 S * 4/1900 Gay D11/12
D196,870 S * 11/1963 Newman D11/34
D199,363 S * 10/1964 Katz D11/34
D439,863 S * 4/2001 Cabarbaye D11/26
D532,317 S * 11/2006 Goecking D10/31
D555,532 S * 11/2007 Bonoli D11/34

1 Claim, 8 Drawing Sheets






Fig. 1




Fig. 2




Fig. 3




Fig. 4




Fig. 5

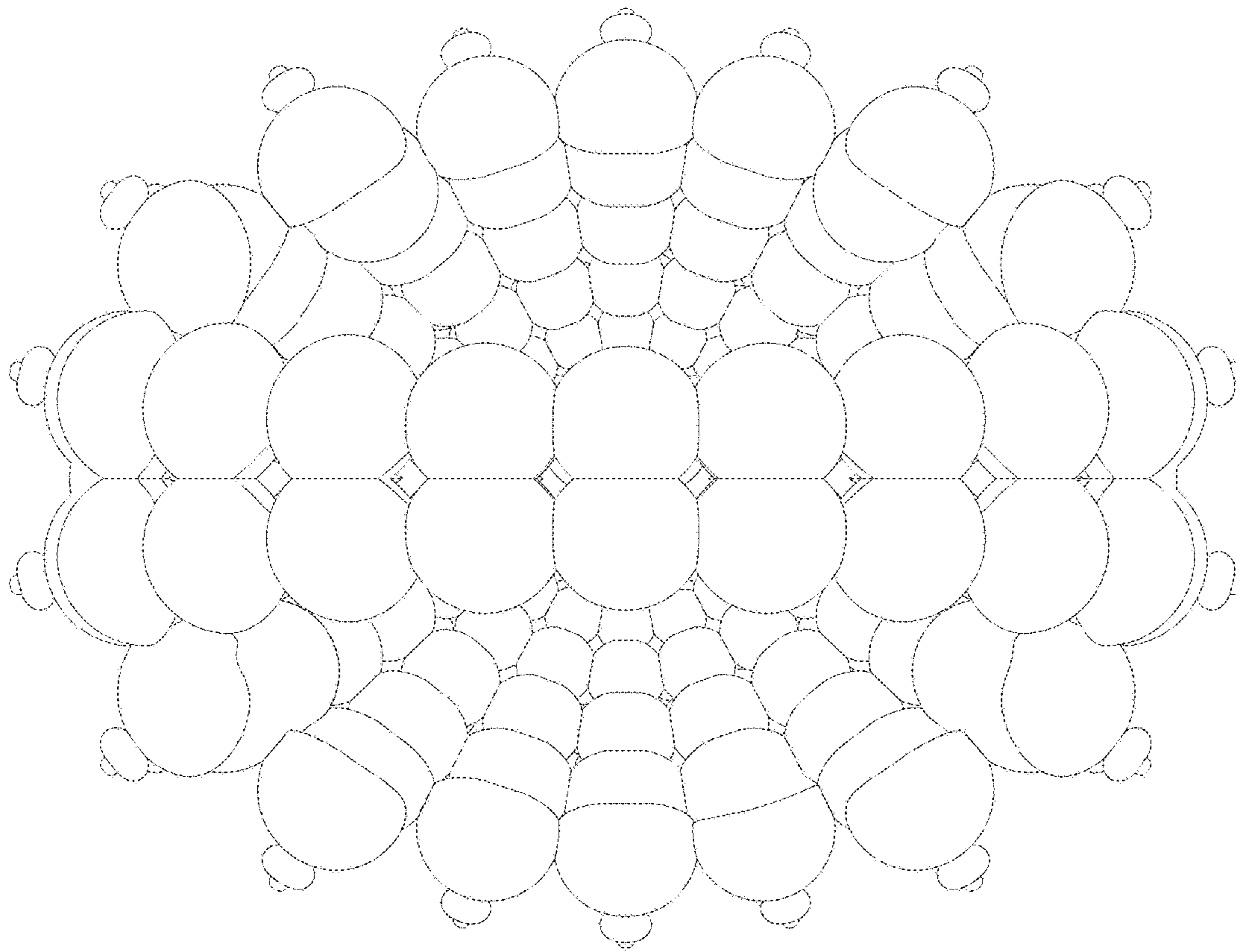


Fig. 6




Fig. 7




Fig. 8