



US00D798180S

(12) **United States Design Patent**
Kamilindi

(10) **Patent No.:** **US D798,180 S**

(45) **Date of Patent:** **** Sep. 26, 2017**

(54) **DIAL**
(71) Applicant: **HARRY WINSTON SA,**
Plan-les-Ouates (CH)
(72) Inventor: **Steve Kamilindi,** Genève (CH)
(73) Assignee: **HARRY WINSTON SA,**
Plan-les-Ouates (CH)

D353,340 S * 12/1994 Burgener D10/32
6,295,251 B1 * 9/2001 Sakai G04B 19/10
368/232
D687,723 S * 8/2013 Galli D10/39
D705,088 S * 5/2014 Emch D10/39
D746,713 S * 1/2016 Cerrato D10/126
D749,448 S * 2/2016 Monachon D10/126
D768,525 S * 10/2016 Calvani D10/126
D779,976 S * 2/2017 Galli D10/38
2011/0063953 A1 * 3/2011 Hasegawa G04C 3/143
368/80

(**) Term: **15 Years**

FOREIGN PATENT DOCUMENTS

(21) Appl. No.: **29/573,668**

CH DE 19649590 A1 * 10/1997 G04B 19/247

(22) Filed: **Aug. 9, 2016**

* cited by examiner

(30) **Foreign Application Priority Data**

Feb. 9, 2016 (WO) DM/089 411

(51) **LOC (10) Cl.** **10-07**

(52) **U.S. Cl.**
USPC **D10/126**

(58) **Field of Classification Search**
USPC D10/1-39, 122-132
CPC G04B 17/00; G04B 17/02; G04B 17/005;
G04B 17/285; G04B 37/00; G04B 37/00;
G04B 37/0058; G04B 45/00; G04B
45/02; G04B 45/038; G04B 45/0069;
G04B 45/0076; G04B 29/00
See application file for complete search history.

Primary Examiner — Sheryl Lane
Assistant Examiner — Calvin E Vansant
(74) *Attorney, Agent, or Firm* — Donald J. Ranft; Collen
IP

(57) **CLAIM**

The ornamental design for a dial, as shown.

DESCRIPTION

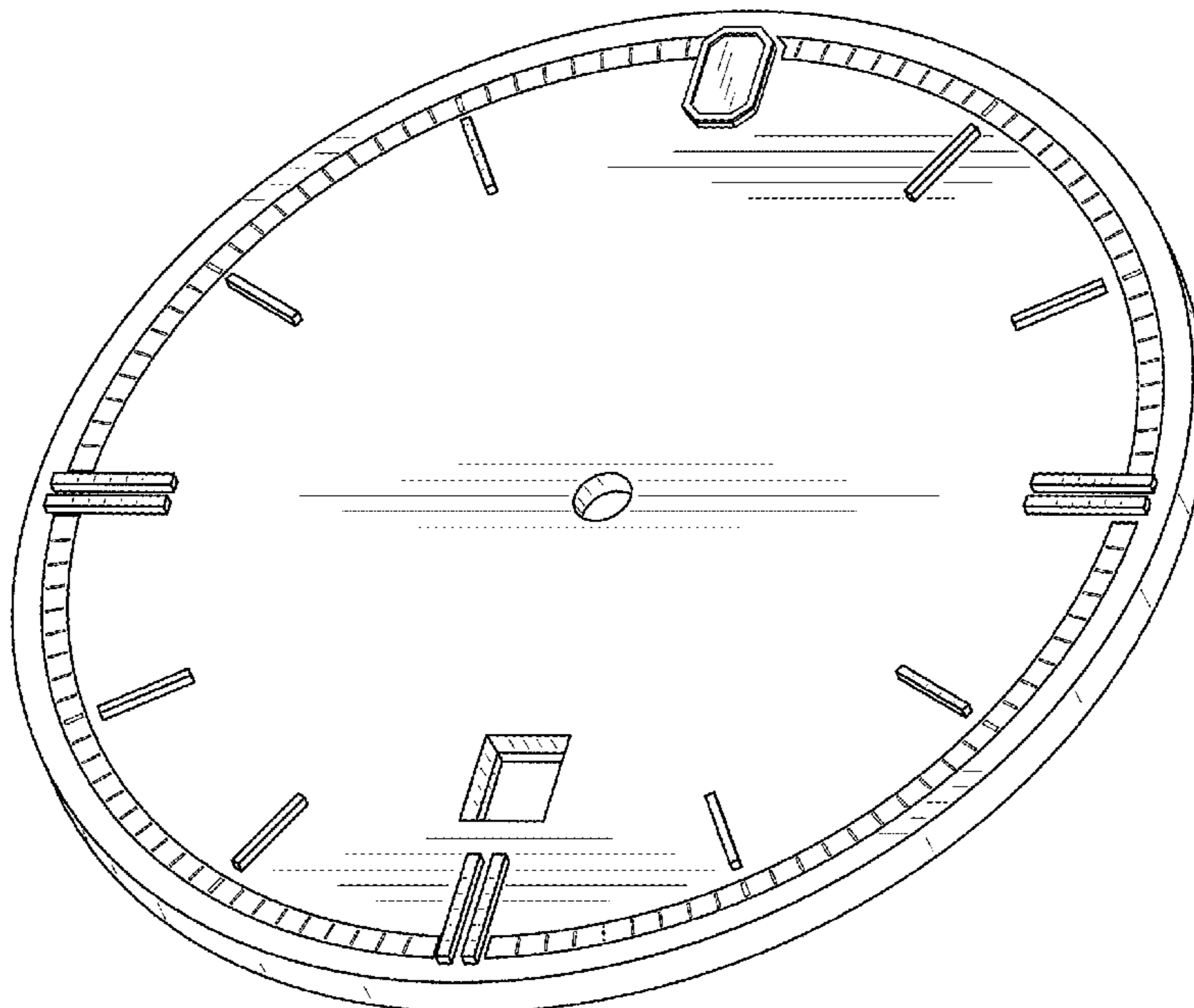
FIG. 1 is a front right perspective view of a dial showing my new design;
FIG. 2 is a front view thereof;
FIG. 3 is a rear view thereof;
FIG. 4 is a left side view thereof;
FIG. 5 is a right side view thereof;
FIG. 6 is a top view thereof;
FIG. 7 is a bottom view thereof; and,
FIG. 8 is a rear left perspective view thereof.

(56) **References Cited**

U.S. PATENT DOCUMENTS

D178,091 S * 6/1956 Sparks D10/39
D350,074 S * 8/1994 Giardiello D10/30
D352,466 S * 11/1994 Ventrella D10/32

1 Claim, 5 Drawing Sheets



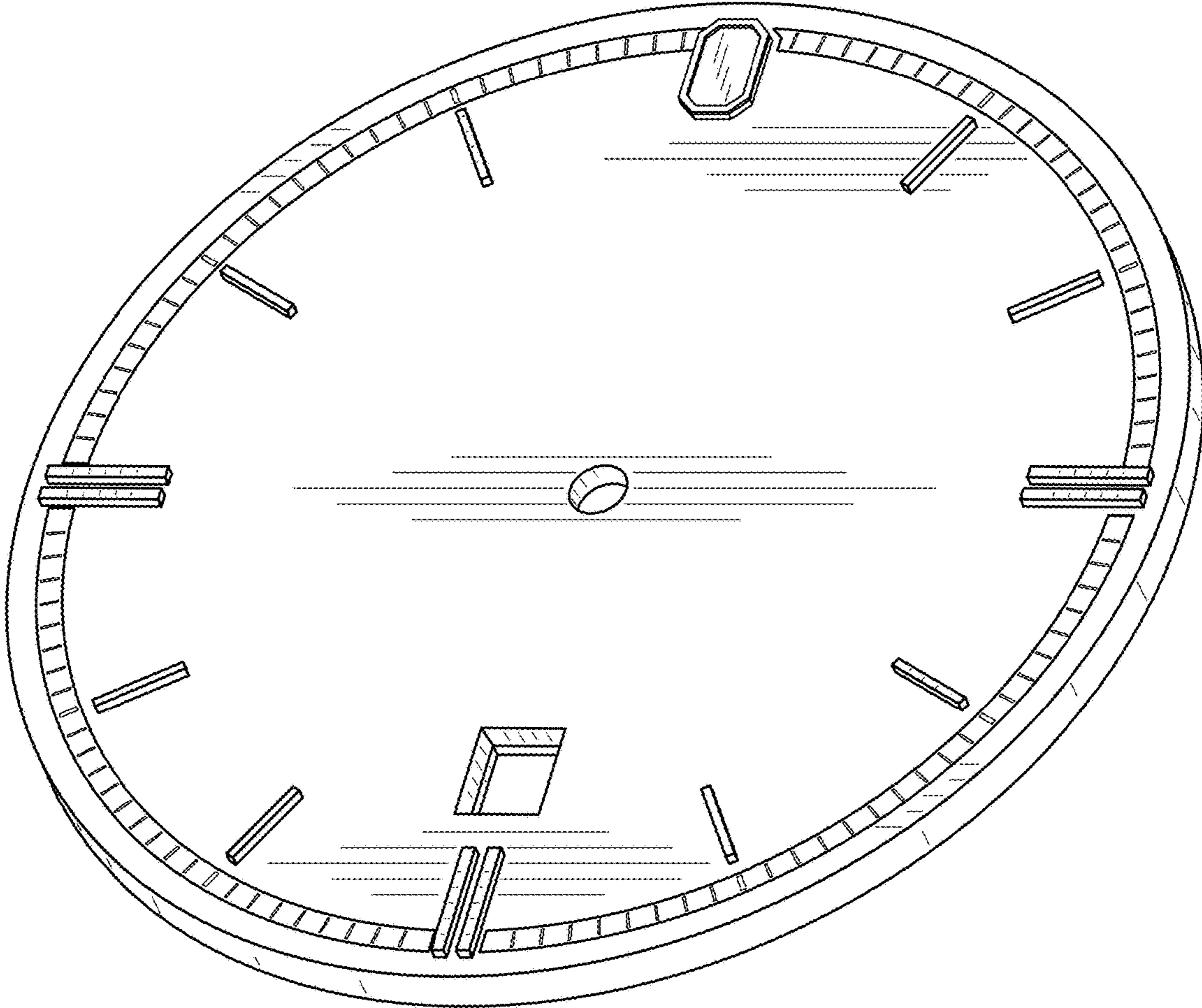


FIG. 1




FIG. 2

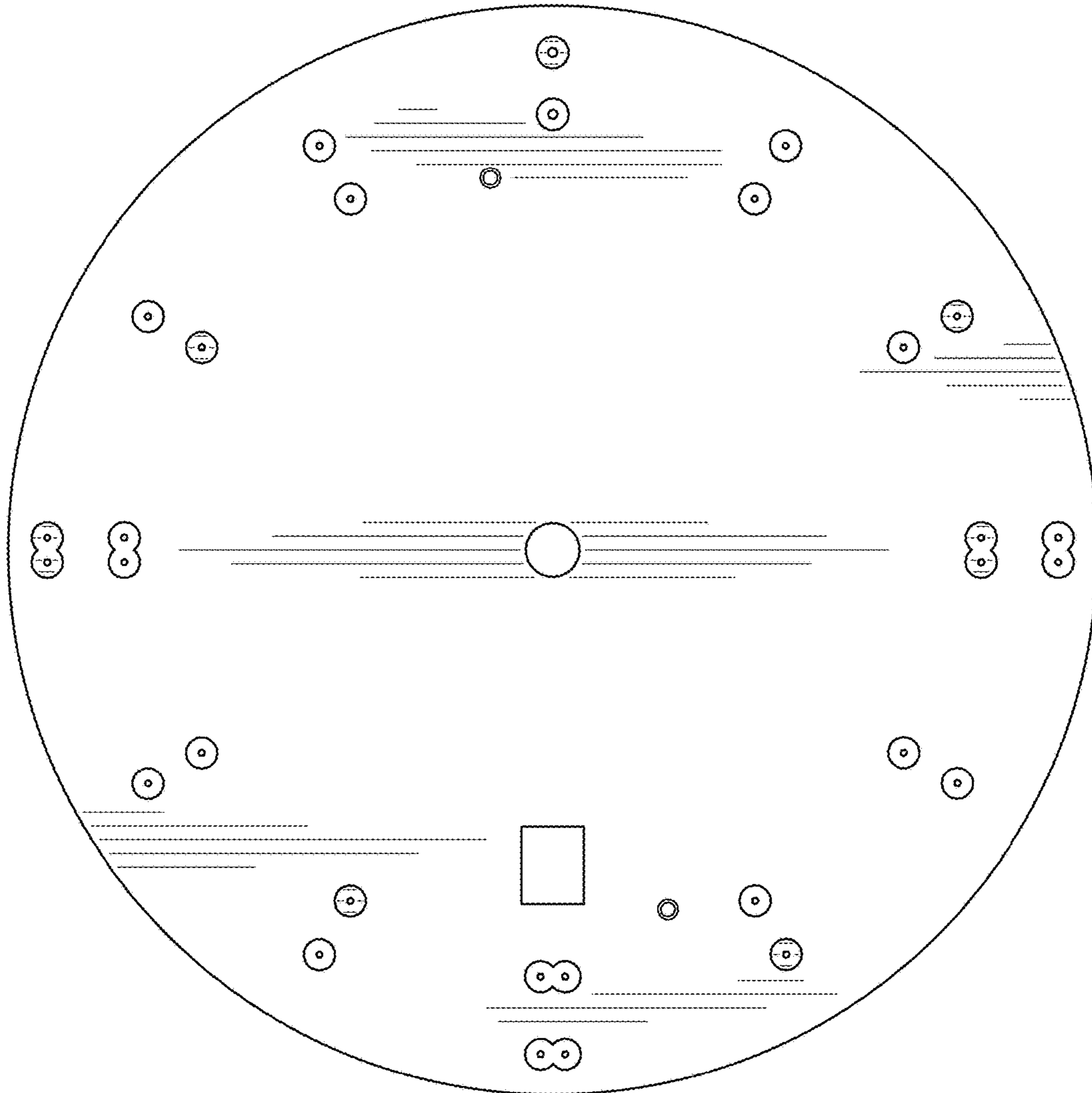


FIG. 3

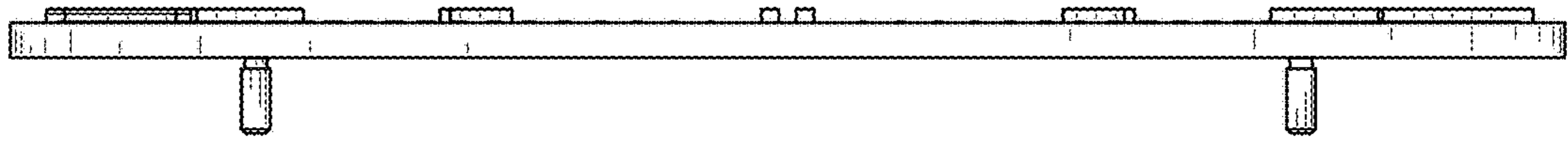


FIG. 4

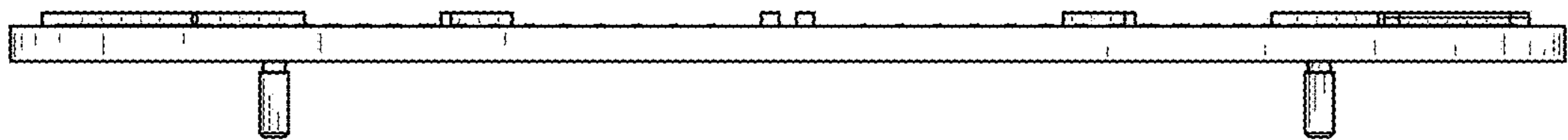


FIG. 5

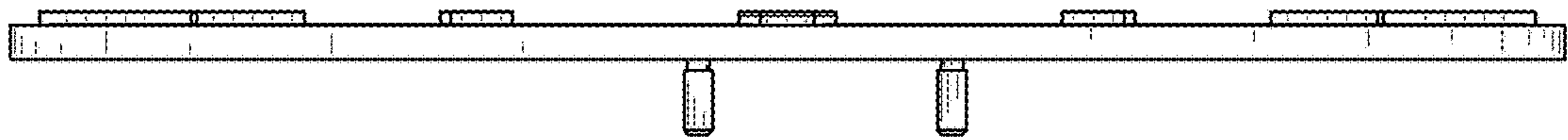


FIG. 6

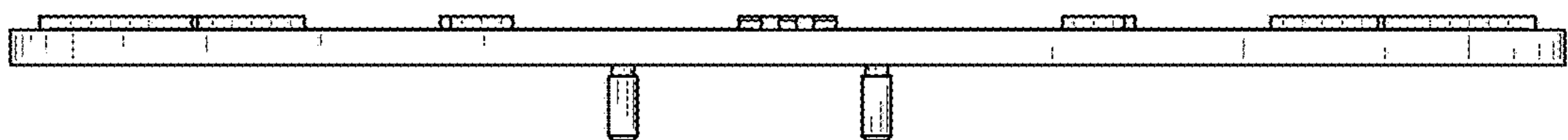


FIG. 7

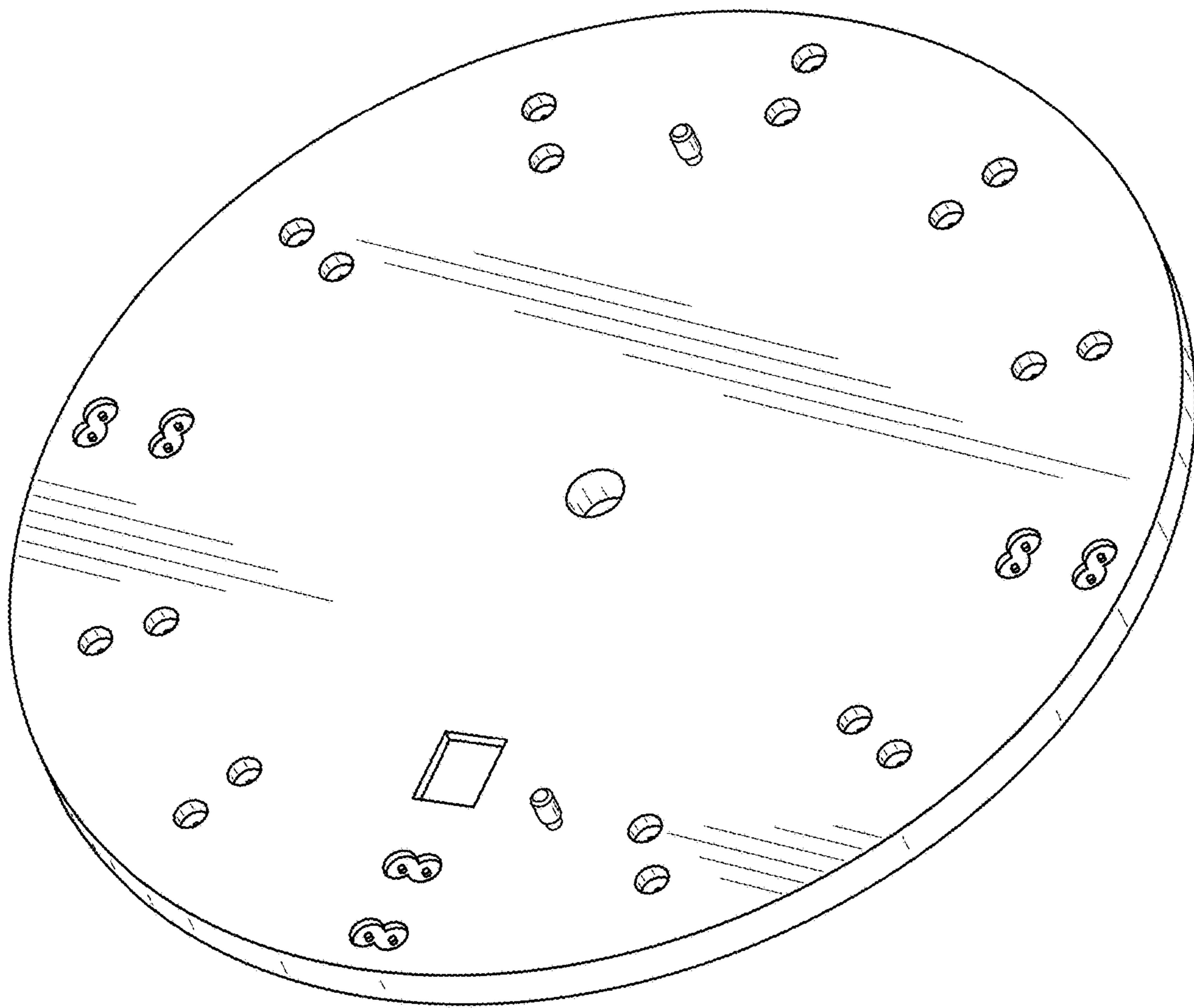


FIG. 8