

US00D798160S

(12) **United States Design Patent** (10) **Patent No.:** **US D798,160 S**
Miller et al. (45) **Date of Patent:** **** Sep. 26, 2017**

(54) **BOTTLE**

(71) Applicant: **CVS Pharmacy, Inc.**, Woonsocket, RI (US)

(72) Inventors: **Michael David Miller**, Twexbury, MA (US); **Jacquelyn Hui-Yan Wan**, Manchester, NH (US); **Bennett P. Daley**, Somerville, MA (US); **Peter Rezac**, Sterling, MA (US); **Timothy Bernard Coker**, Nashua, NH (US); **Ryan Neil Peter Hall**, Clinton, MA (US); **Timothy Andrew Vanderpoel**, Hudson, MA (US)

(73) Assignee: **CVS Pharmacy, Inc.**, Woonsocket, RI (US)

(**) Term: **15 Years**

(21) Appl. No.: **29/589,106**

(22) Filed: **Dec. 28, 2016**

Related U.S. Application Data

(63) Continuation of application No. 29/538,980, filed on Sep. 10, 2015, now Pat. No. Des. 780,588.

(51) **LOC (10) Cl.** **09-01**

(52) **U.S. Cl.**
USPC **D9/560; D9/574**

(58) **Field of Classification Search**
USPC D9/516, 530, 541, 543, 544, 546, 559,
D9/560, 563, 572, 575, 715, 719, 770;
D7/300, 601, 602, 605, 619.1
CPC B65D 1/02; B65D 1/0207; B65D 1/0223;
B65D 1/14; B65D 2501/0081
See application file for complete search history.

(56) **References Cited**

U.S. PATENT DOCUMENTS

D306,695 S *	3/1990	Smith	D9/546
D424,379 S *	5/2000	Kim	D7/612
D457,437 S *	5/2002	Sadeghi	D9/530
D605,055 S *	12/2009	Serrano Diaz	D6/542
D622,608 S *	8/2010	Sansevero	D9/544
D646,178 S *	10/2011	Barber	D9/560
D698,256 S *	1/2014	Thompson	D9/546
D753,503 S *	4/2016	Kuzma	D9/560
D767,405 S *	9/2016	Orset	D9/453
D769,124 S *	10/2016	Wieland	D9/548
D776,544 S *	1/2017	Staab	D9/520
D777,037 S *	1/2017	Serafin	D9/435
D779,335 S *	2/2017	Chia	D9/560
D784,821 S *	4/2017	Kuzma	D9/560
2008/0314856 A1 *	12/2008	Penny	B29C 49/06 215/252
2011/0079574 A1 *	4/2011	Wurster	B65D 79/005 215/383

* cited by examiner

Primary Examiner — Ian Simmons

Assistant Examiner — Keith Frank

(74) *Attorney, Agent, or Firm* — Patent Law Works LLP

(57) **CLAIM**

The ornamental design for a bottle, substantially as shown and described.

DESCRIPTION

FIG. 1 is an isometric view of a bottle showing our new design;

FIG. 2 is a front end view of the design of FIG. 1;

FIG. 3 is a rear end view of the design of FIG. 1;

FIG. 4 is a first side view of the design of FIG. 1;

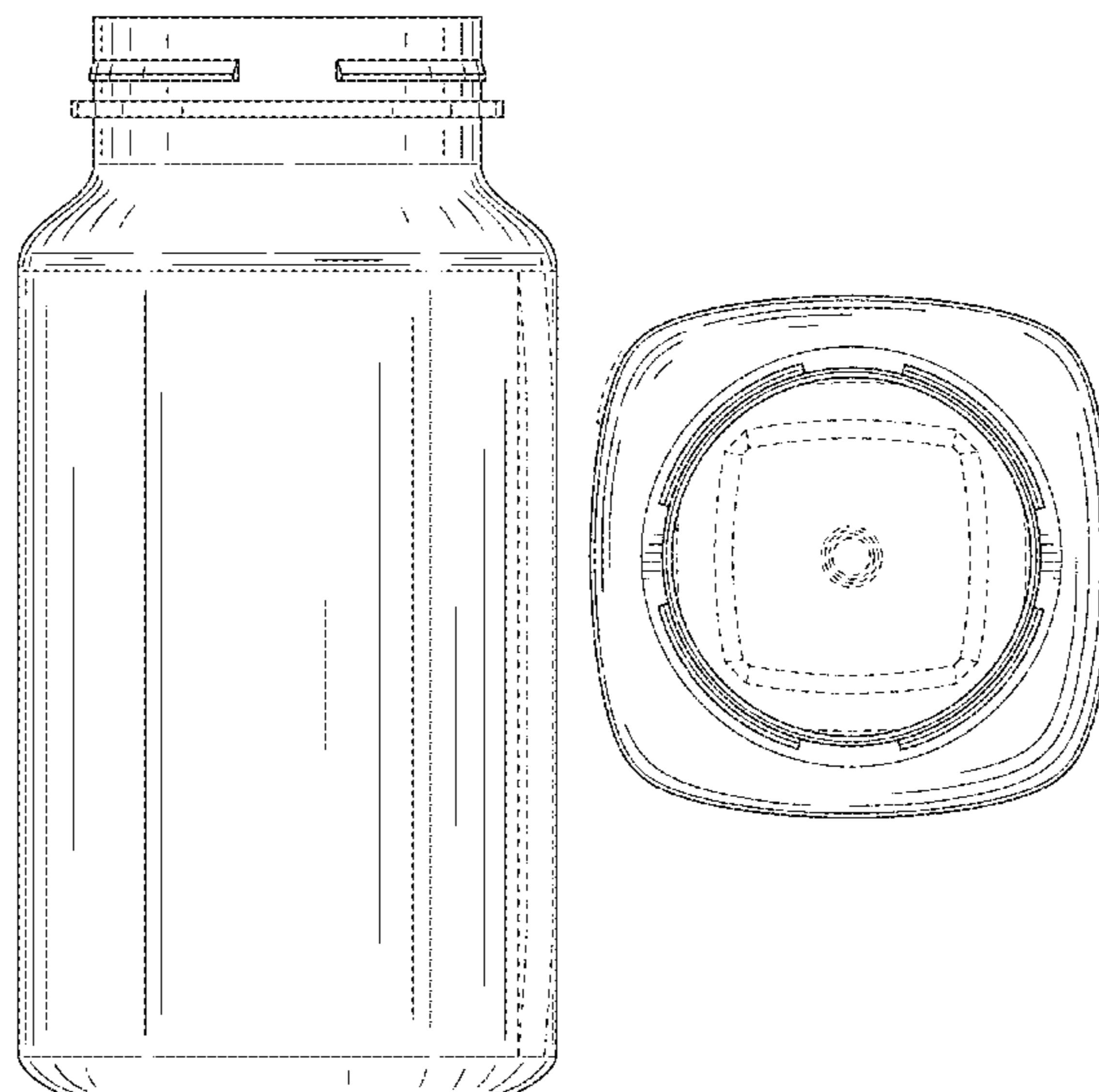
FIG. 5 is a second side view of the design of FIG. 1;

FIG. 6 is a top view of the design of FIG. 1; and,

FIG. 7 is a bottom view of the design of FIG. 1.

The evenly spaced dash-dash broken lines in the drawings illustrate the portions of the bottle that form no part of the claimed design.

1 Claim, 6 Drawing Sheets



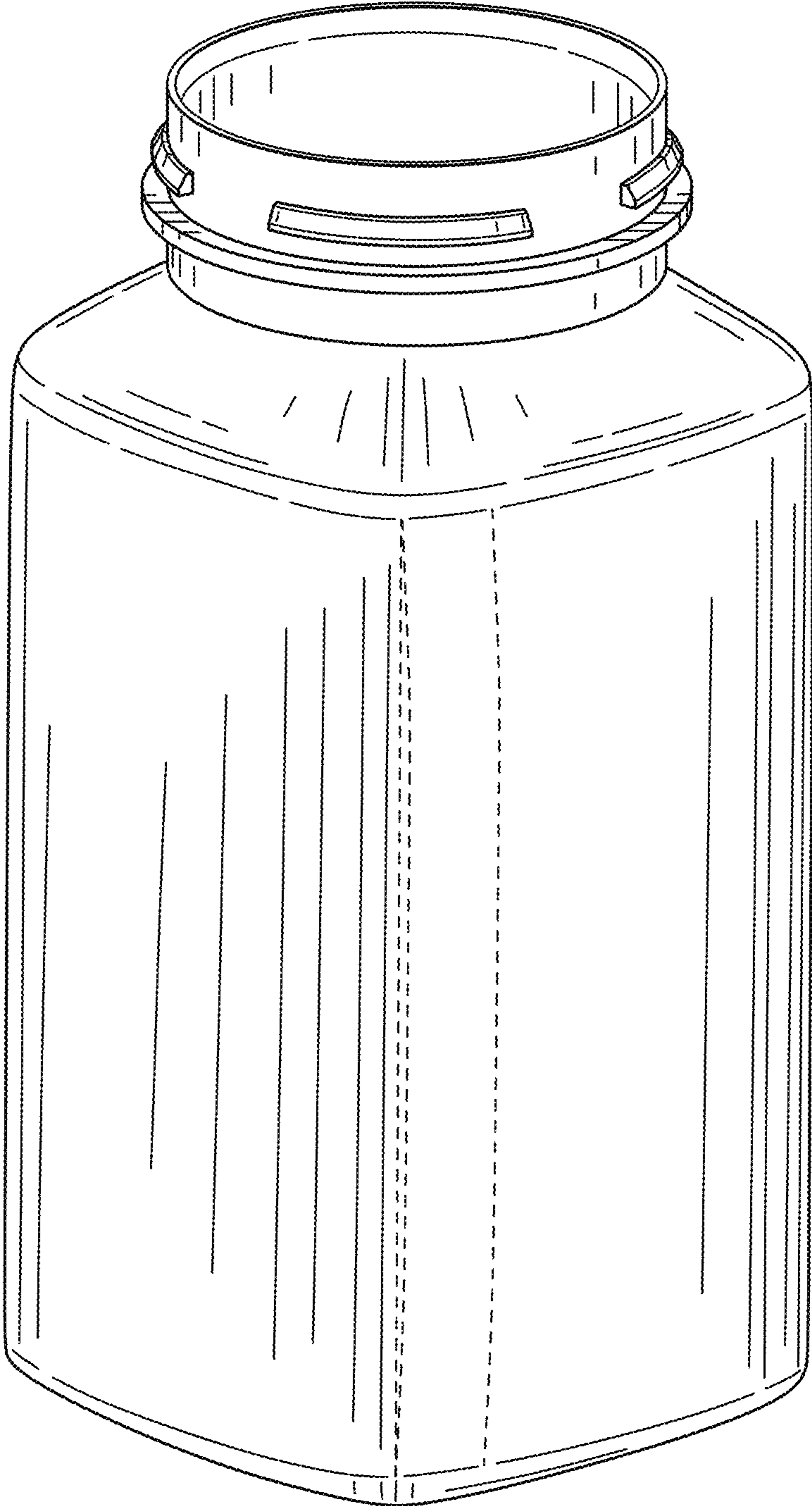


FIG. 1




FIG. 2




FIG. 3




FIG. 4




FIG. 5

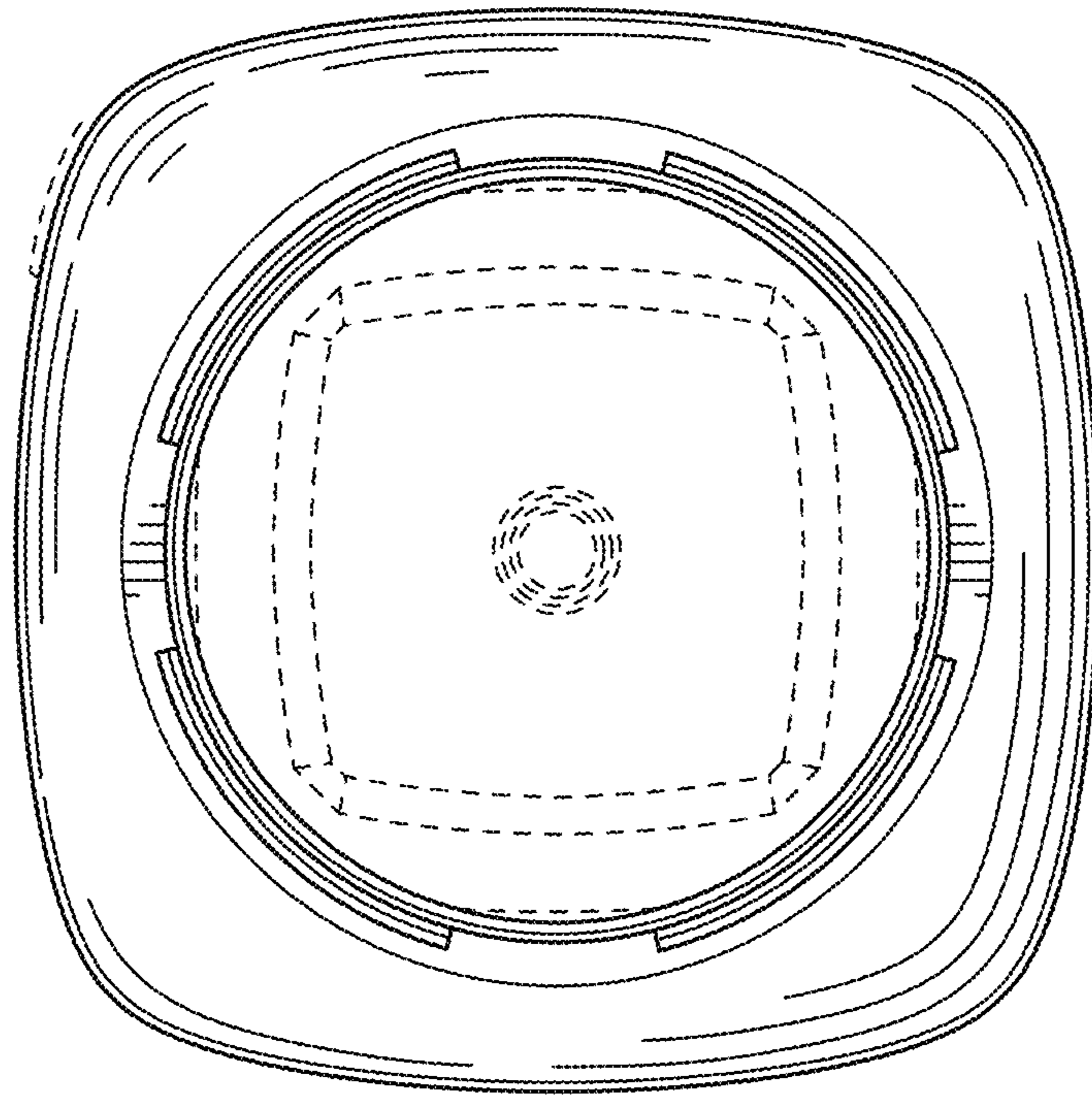


FIG. 6

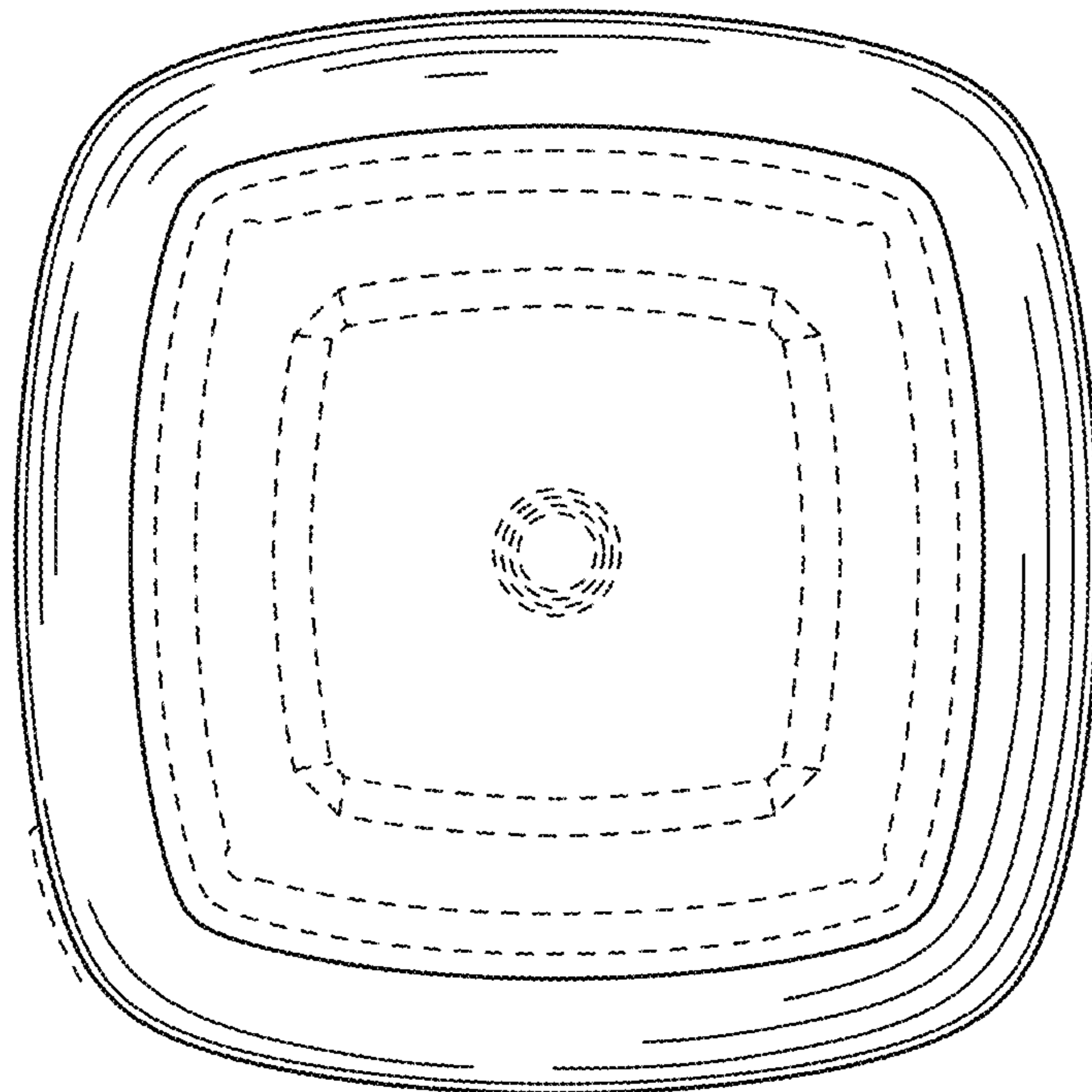


FIG. 7