



US00D798123S

(12) **United States Design Patent** (10) **Patent No.:** **US D798,123 S**
Racamier (45) **Date of Patent:** **** Sep. 26, 2017**

(54) **STAPLER**
(71) Applicant: **MAPED**, Argonay (FR)
(72) Inventor: **Daniel Racamier**, La Balme-de-Sillingy (FR)
(**) Term: **15 Years**
(21) Appl. No.: **35/500,317**
(22) Filed: **Nov. 18, 2015**
(80) **Hague Agreement Data**
Int. Filing Date: **Nov. 18, 2015**
Int. Reg. No.: **DM/088267**
Int. Reg. Date: **Nov. 18, 2015**
Int. Reg. Pub. Date: **Dec. 4, 2015**
(51) **LOC (10) Cl.** **19-02**
(52) **U.S. Cl.**
USPC **D8/49**
(58) **Field of Classification Search**
USPC D8/49, 50; D19/72, 73
CPC B25C 5/0242; B25C 5/025; B25C 5/0292;
B25C 5/1679; B25C 5/1696; B25C 5/11
See application file for complete search history.

(56) **References Cited**
U.S. PATENT DOCUMENTS
D118,380 S * 1/1940 Maynard D8/49
D186,201 S * 9/1959 Rosengren D8/50
D192,543 S * 4/1962 Crowle et al. D8/50
D193,371 S * 8/1962 Mueller D8/50
D194,858 S * 3/1963 Schmidt D8/50
D211,544 S * 6/1968 Gaya D8/49
3,398,872 A * 8/1968 Monahan B25C 5/025
227/110
D215,692 S * 10/1969 Glennon D8/50
D216,498 S * 1/1970 Gaya D8/50
3,630,428 A * 12/1971 Olney B25C 5/0207
227/128
D232,804 S * 9/1974 Power D8/50

D233,306 S * 10/1974 Power D19/72
D241,907 S * 10/1976 McDonnell D8/50
D244,253 S * 5/1977 Power D8/50
D275,259 S * 8/1984 Rosenblad D8/50
D275,727 S * 10/1984 Rosenblad D8/50
D277,162 S * 1/1985 Power 227/128
D277,928 S * 3/1985 Suzuki D8/50
D296,071 S * 6/1988 Chi D8/49
D297,300 S * 8/1988 McDermott D8/50
D306,683 S * 3/1990 Ebihara D8/49
D314,897 S * 2/1991 Hung D8/50
D387,646 S * 12/1997 Arns D8/50
D492,174 S * 6/2004 Huang D19/72
D537,688 S * 3/2007 Kent D8/50
D567,609 S * 4/2008 Sudmalis D8/50
D572,549 S * 7/2008 Sudmalis D8/50
D604,132 S * 11/2009 Satoh D8/49
7,681,771 B2 * 3/2010 Kandasamy B25C 5/0242
227/120
D617,165 S * 6/2010 Leung D8/50
D647,377 S * 10/2011 Yuan D8/50
2001/0017310 A1 * 8/2001 Laurie B25C 5/025
227/63

(Continued)


Primary Examiner — Elizabeth Albert

(57) **CLAIM**
The ornamental design for an stapler, as shown and described.

DESCRIPTION

1. Stapler
1.1 is a front perspective view of a stapler showing my new design;
1.2 is a rear perspective view thereof;
1.3 is a right side elevation view thereof;
1.4 is a left side elevation view thereof;
1.5 is a top plan view thereof;
1.6 is a bottom plan view thereof; and,
1.7 is an enlarged partial view of the top plan view of 1.5.

1 Claim, 7 Drawing Sheets



(56)

References Cited

U.S. PATENT DOCUMENTS

2007/0057011 A1* 3/2007 Kandasamy B25C 5/0242
227/134
2010/0140318 A1* 6/2010 Wang B25C 7/00
227/156

* cited by examiner




1.1



1.2




1.3




1.4



1.5



1.6



1.7