

US00D798120S

(12) **United States Design Patent**
Giorgi

(10) **Patent No.:** **US D798,120 S**

(45) **Date of Patent:** **** Sep. 26, 2017**

(54) **PAINT STIRRING STICK**
(71) Applicant: **Christopher Giorgi**, Yonkers, NY (US)
(72) Inventor: **Christopher Giorgi**, Yonkers, NY (US)
(**) Term: **15 Years**

D324,629 S * 3/1992 Bloom 15/236.09
5,437,074 A * 8/1995 White A47L 13/02
15/105
D457,793 S * 5/2002 D'Astous D8/14
7,073,935 B2 * 7/2006 Liem B01F 13/002
15/236.06
D573,855 S * 7/2008 Khechoyan D8/19
D663,591 S * 7/2012 Madren D7/688
2007/0217283 A1 * 9/2007 Eaton B44D 3/08
366/129

(21) Appl. No.: **29/553,906**

(22) Filed: **Feb. 5, 2016**

(51) **LOC (10) Cl.** **08-05**

(52) **U.S. Cl.**
USPC **D8/16**

(58) **Field of Classification Search**
USPC D8/14, 16, 19, 105, 45; D32/46, 49, 54;
D21/480
CPC B01F 13/002; B01F 15/00506
See application file for complete search history.

(56) **References Cited**

U.S. PATENT DOCUMENTS

2,777,676 A * 1/1957 Carter B01F 13/002
15/236.09
2,860,858 A * 11/1958 Kurs B01F 13/002
15/236.03
D267,620 S * 1/1983 Efron D7/669

* cited by examiner

Primary Examiner — Phillip S Hyder
(74) *Attorney, Agent, or Firm* — Young & Thompson

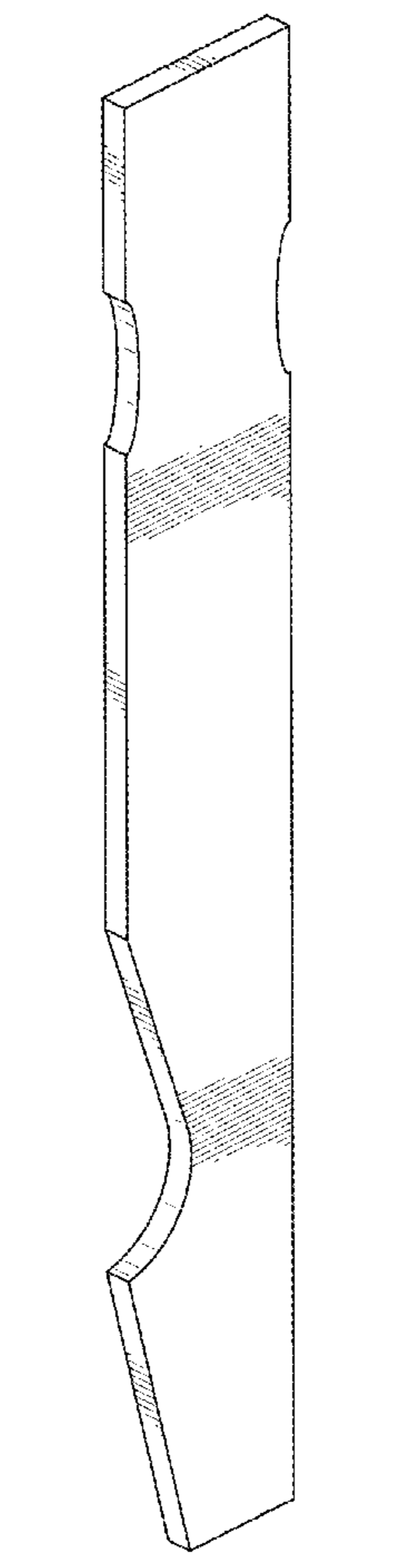
(57) **CLAIM**

The ornamental design for a paint stirring stick, as shown and described.

DESCRIPTION

FIG. 1 is a front, left side and top isometric view of a paint stirring stick showing the new design;
FIG. 2 is a rear, right side, and top isometric view thereof;
FIG. 3 is a front elevation view thereof;
FIG. 4 is a top plan view thereof;
FIG. 5 is a left side elevation view thereof, wherein the right side appears the same; and,
FIG. 6 is a bottom plan view thereof.

1 Claim, 2 Drawing Sheets






FIG.1

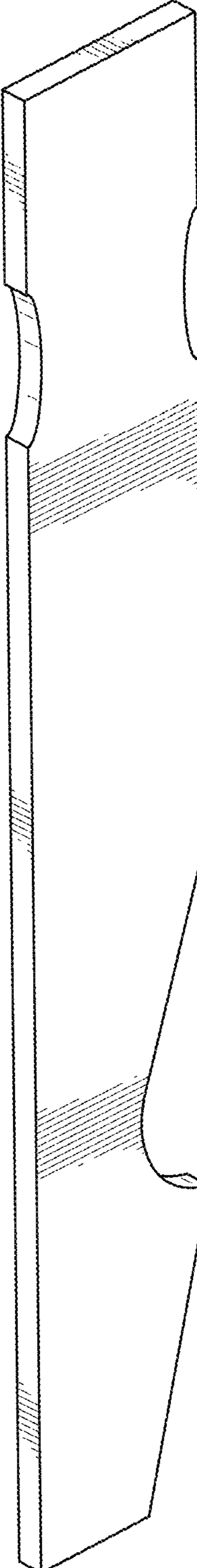


FIG.2

