



US00D798107S

(12) **United States Design Patent** (10) **Patent No.:** **US D798,107 S**
Palkon (45) **Date of Patent:** **** Sep. 26, 2017**

(54) **WATER BOTTLE FILTER HOUSING**
(71) Applicant: **Lexi Group, Inc.**, Chicago, IL (US)
(72) Inventor: **David John Palkon**, Tinley Park, IL (US)
(73) Assignee: **LEXI GROUP, INC.**, Chicago, IL (US)
(**) Term: **15 Years**

D619,853 S * 7/2010 Saravis D7/598
D632,772 S * 2/2011 Abbondanzio D23/366
D637,445 S * 5/2011 Chung D7/312
D642,018 S * 7/2011 Zamarripa D7/300.1
D646,927 S * 10/2011 Craig D7/510
D654,761 S * 2/2012 Herbst D11/146
D663,172 S * 7/2012 Huynh D7/397
D672,607 S * 12/2012 Hainan D7/300
D676,717 S * 2/2013 Ceder D7/624.2
D711,180 S * 8/2014 Villa D7/300.1
D712,199 S * 9/2014 Borden B01F 5/0428
D7/397

(21) Appl. No.: **29/571,104**

(Continued)

(22) Filed: **Jul. 14, 2016**

OTHER PUBLICATIONS

(51) **LOC (10) Cl.** **07-01**

<https://www.refresh2go.com/wp-content/uploads/2015/01/filter-replacements-jpg> Refresh2Go Filter.*

(52) **U.S. Cl.**

USPC **D7/400**; D7/397; D7/396.2

(58) **Field of Classification Search**

USPC D7/507, 509, 510, 511, 512, 513, 523, D7/529, 530, 531, 532, 608, 300, 300.1, D7/591, 598, 312, 392.1, 396.2, 398, 397, D7/213, 305, 396.1, 400; D9/501, 502, D9/500, 503, 505, 516, 523, 530, 537, D9/546, 550, 552, 563, 565, 569, 571, D9/434, 447, 440, 557, 521, 522, 575; D3/202; 220/592.16, 592.17, 200, 703; D23/366

Primary Examiner — Marianne Pandozzi

Assistant Examiner — Jae Liang

(74) *Attorney, Agent, or Firm* — Patentpending, PLLC; Elizabeth Reilly

CPC A45F 3/16; B65D 47/066; A47G 19/2272; A47G 19/2266; A47J 43/27

See application file for complete search history.

(57) **CLAIM**

The ornamental design for a water bottle filter housing, as shown and described.

DESCRIPTION

FIG. 1 is a front perspective view of a water bottle filter housing showing my new design.

FIG. 2 is a rear perspective view thereof.

FIG. 3 is a front view thereof.

FIG. 4 is a rear view thereof.

FIG. 5 is a first side view thereof.

FIG. 6 is a second side view thereof.

FIG. 7 is a bottom perspective view thereof; and,

FIG. 8 is a bottom plan view thereof.

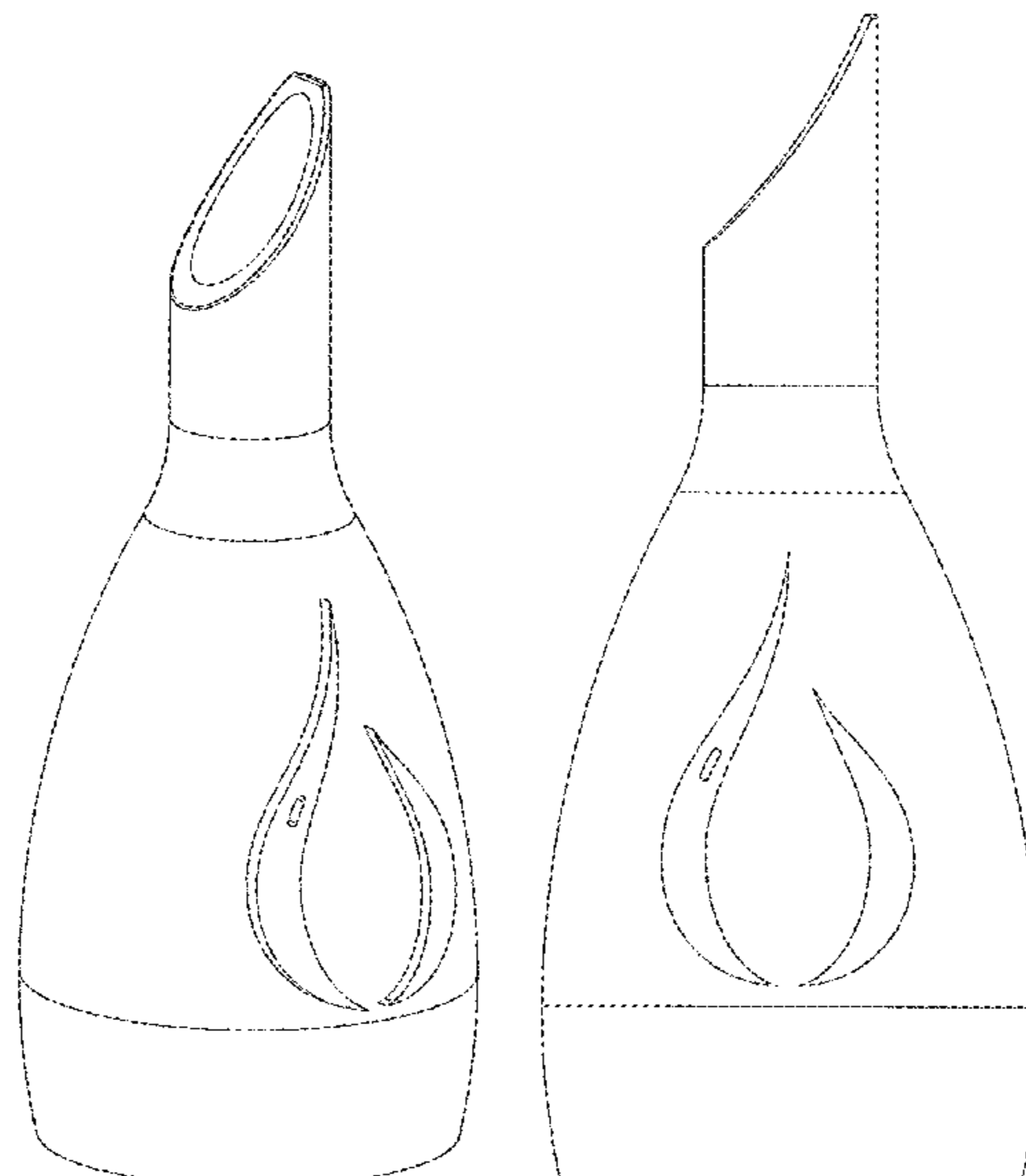
The broken lines in the drawings depict portions of the water bottle filter housing that form no part of the claimed design.

(56) **References Cited**

U.S. PATENT DOCUMENTS

D418,715 S * 1/2000 Huang D7/312
D488,385 S * 4/2004 Ungrady D9/500
D509,894 S * 9/2005 Hoyt D23/366
D556,043 S * 11/2007 Rabie D7/302
D559,434 S * 1/2008 Morris D26/128
D560,018 S * 1/2008 Morris D26/128
D581,742 S * 12/2008 Krus D7/591
D616,307 S * 5/2010 Legros D9/435

1 Claim, 8 Drawing Sheets



(56)

References Cited

U.S. PATENT DOCUMENTS

D724,383 S *	3/2015	May	D7/510
D728,316 S *	5/2015	Breit	D7/598
D751,331 S *	3/2016	Rashid	D7/316
D767,819 S *	9/2016	Kayvon	D27/162
2013/0301378 A1 *	11/2013	Junker	B01F 7/00583 366/241

* cited by examiner

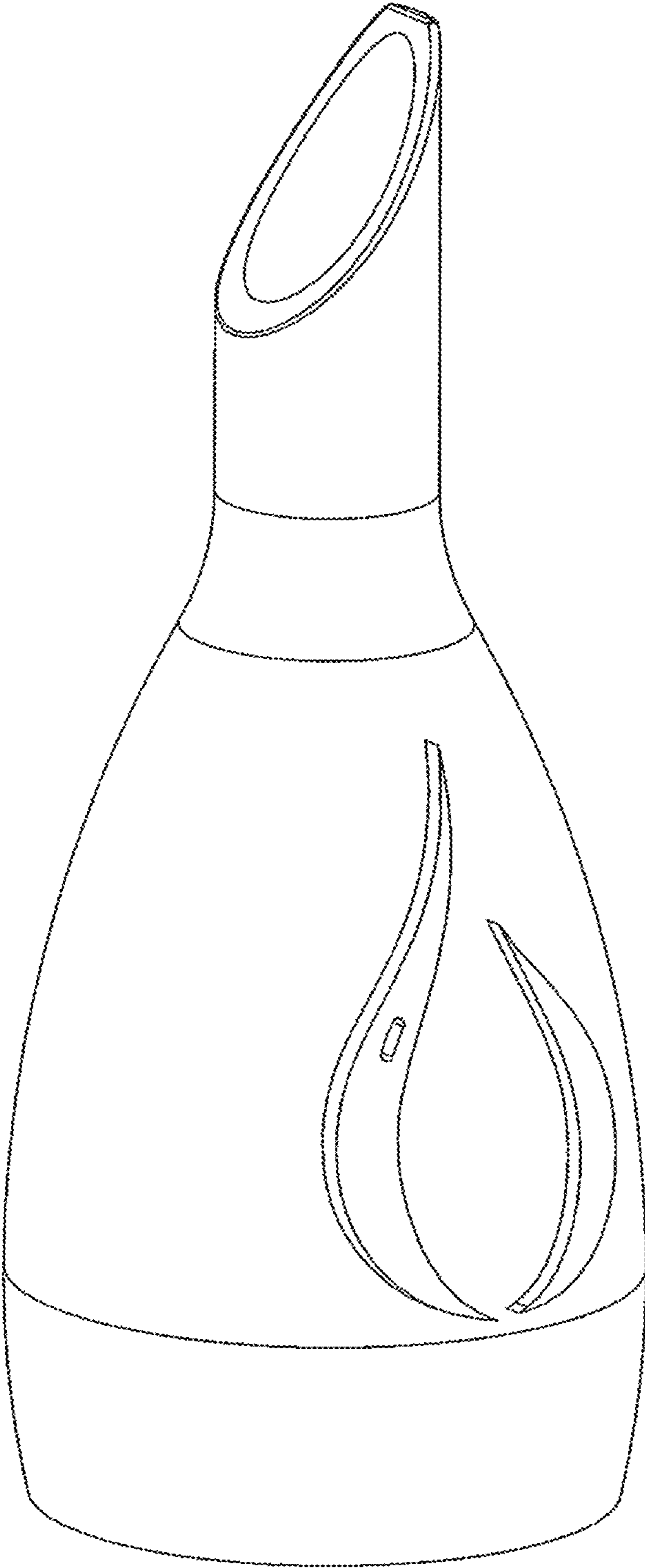


FIG. 1




FIG. 2

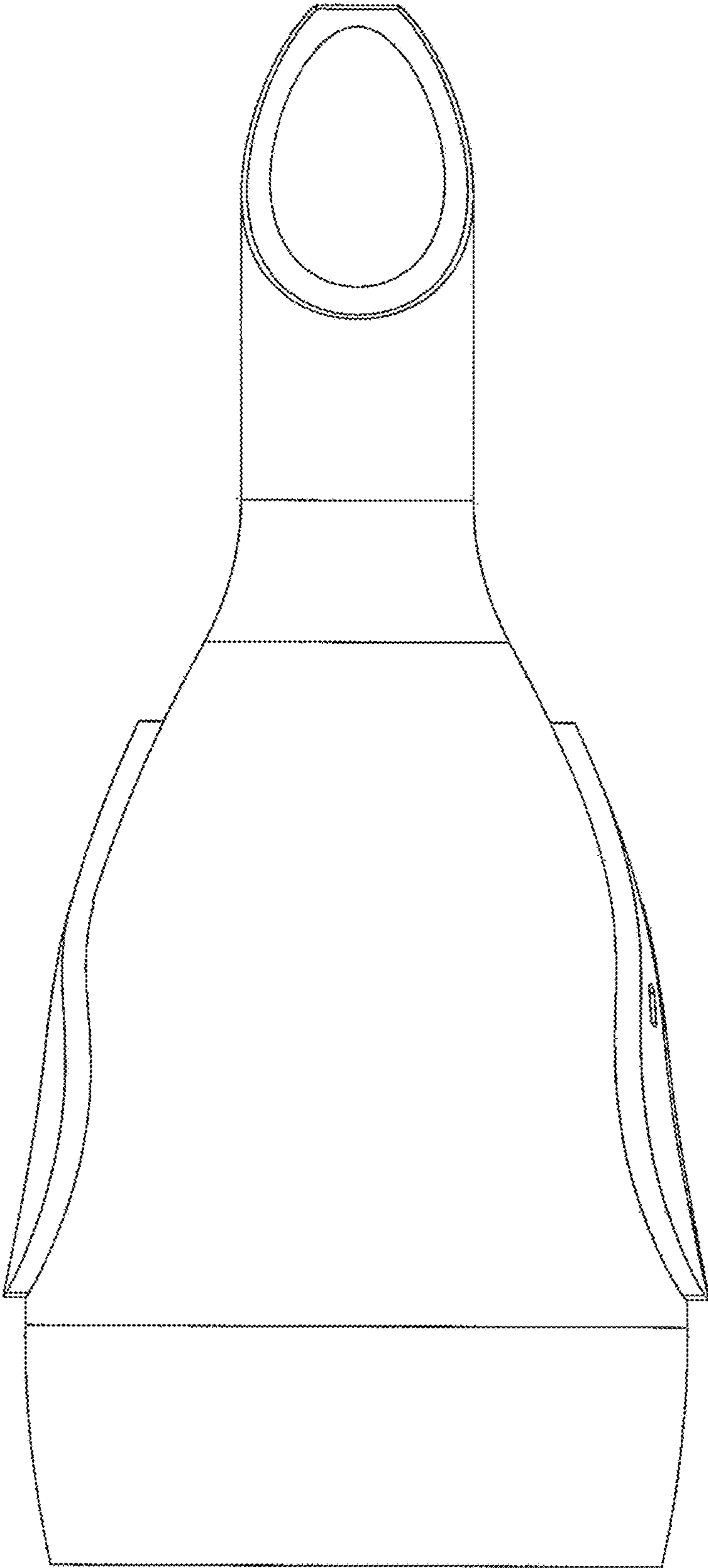


FIG. 3

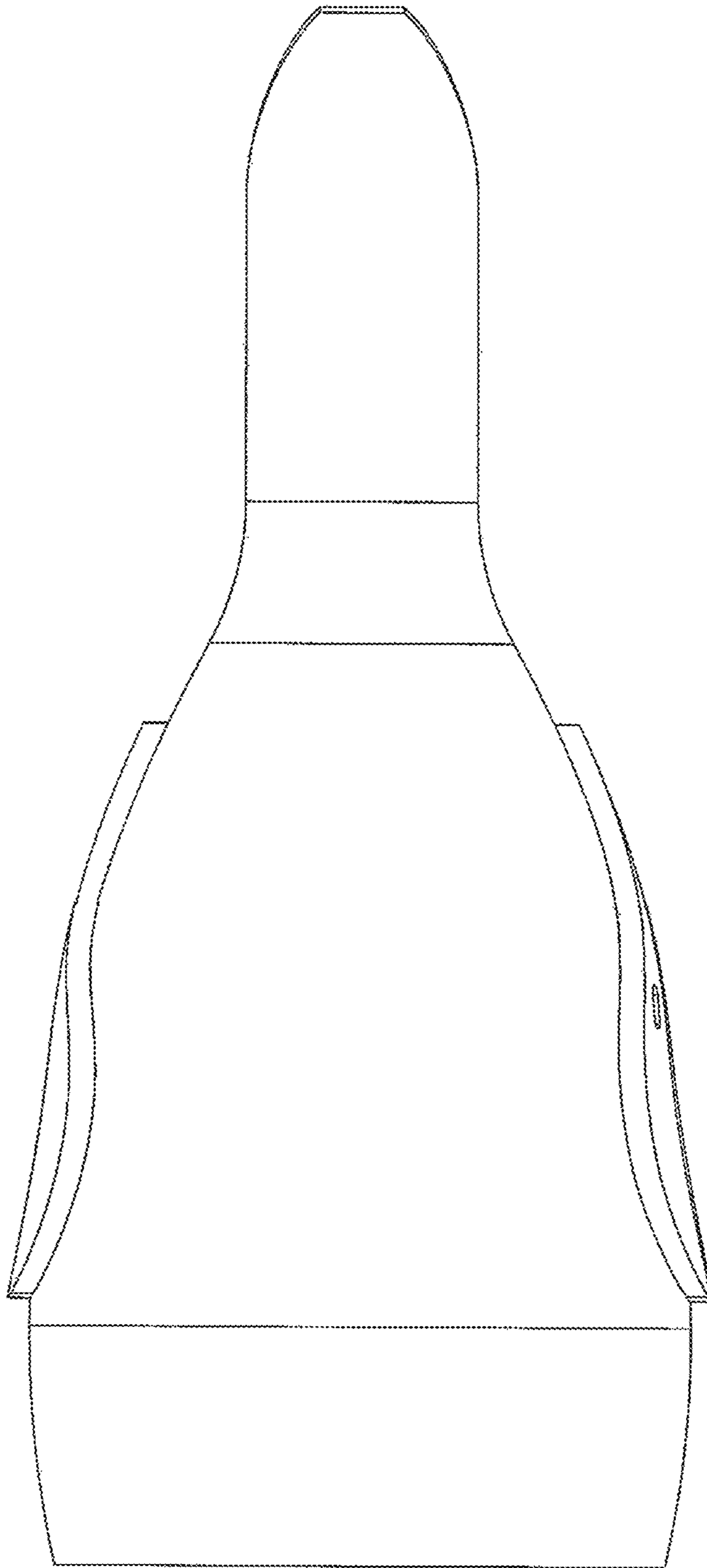


FIG. 4

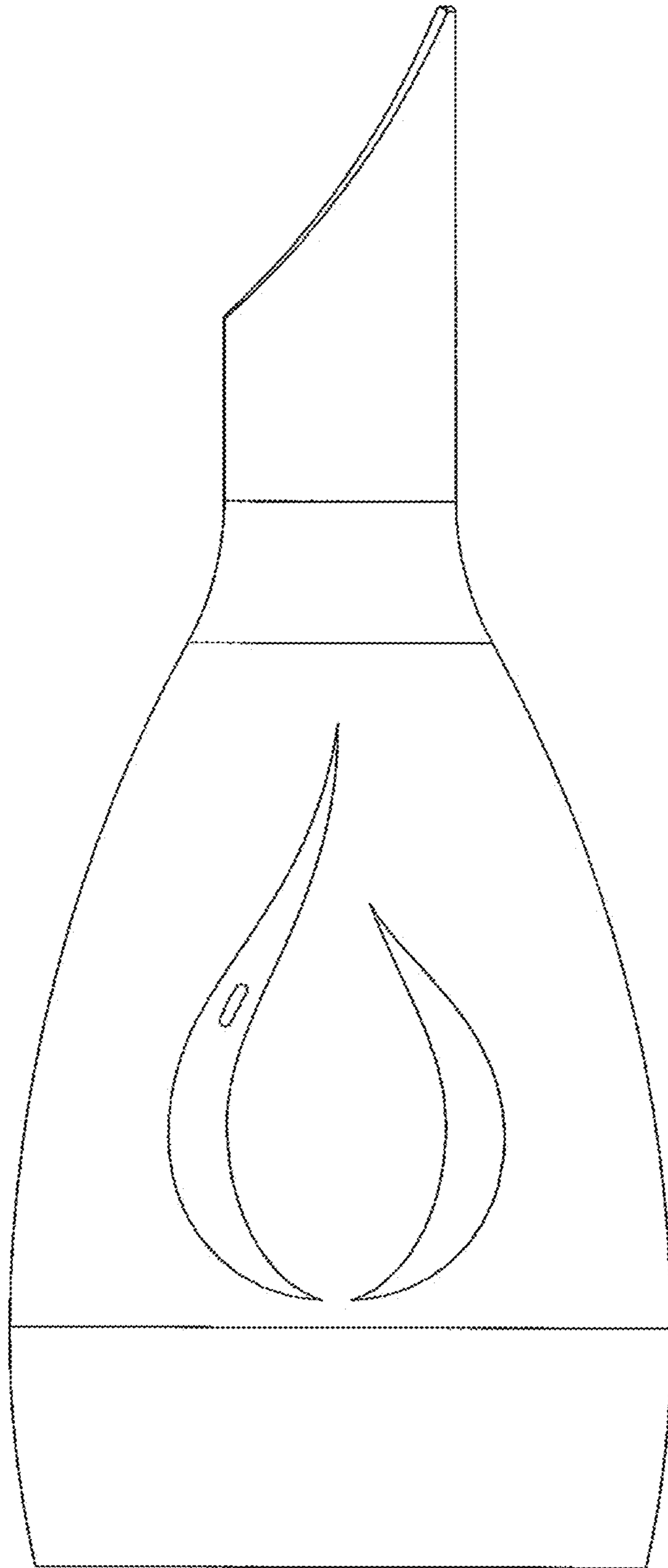


FIG. 5

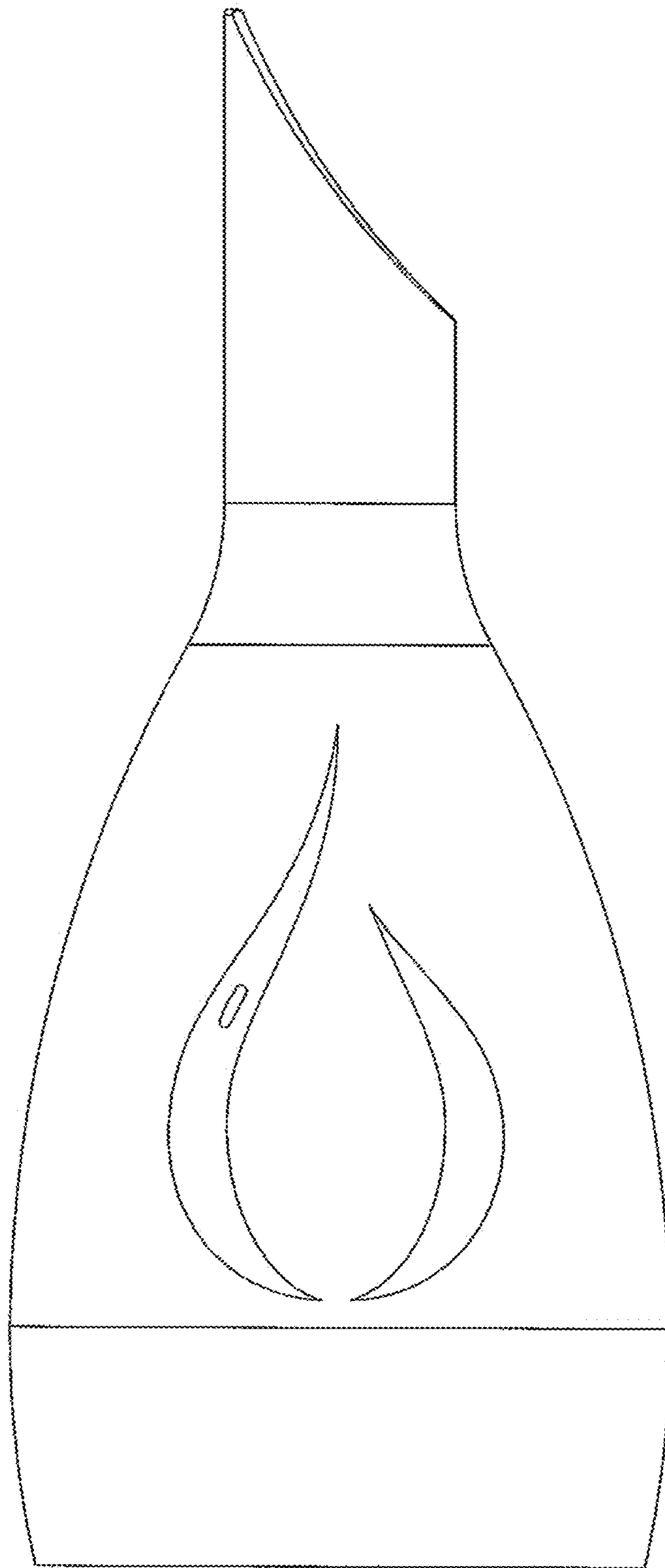


FIG. 6

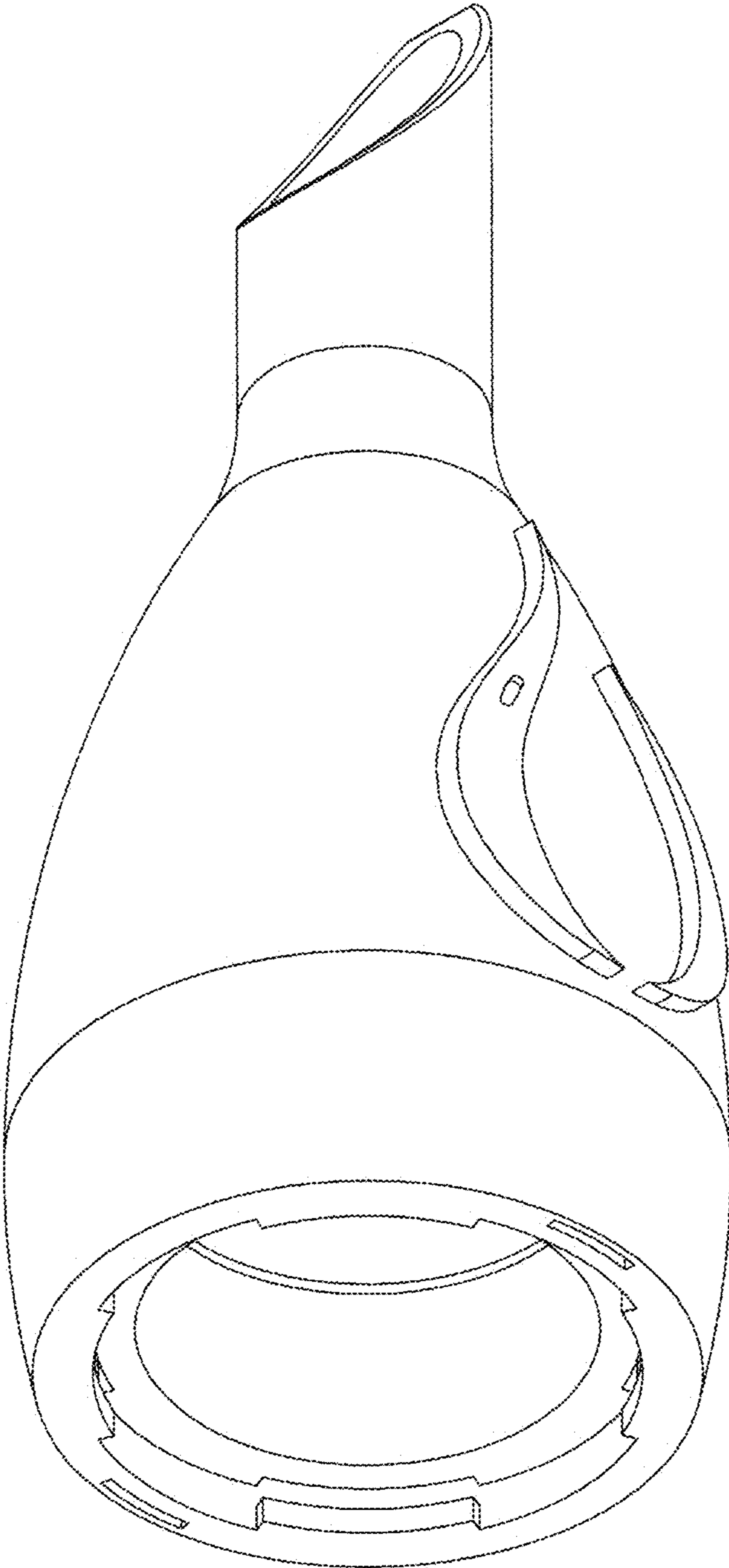


FIG. 7

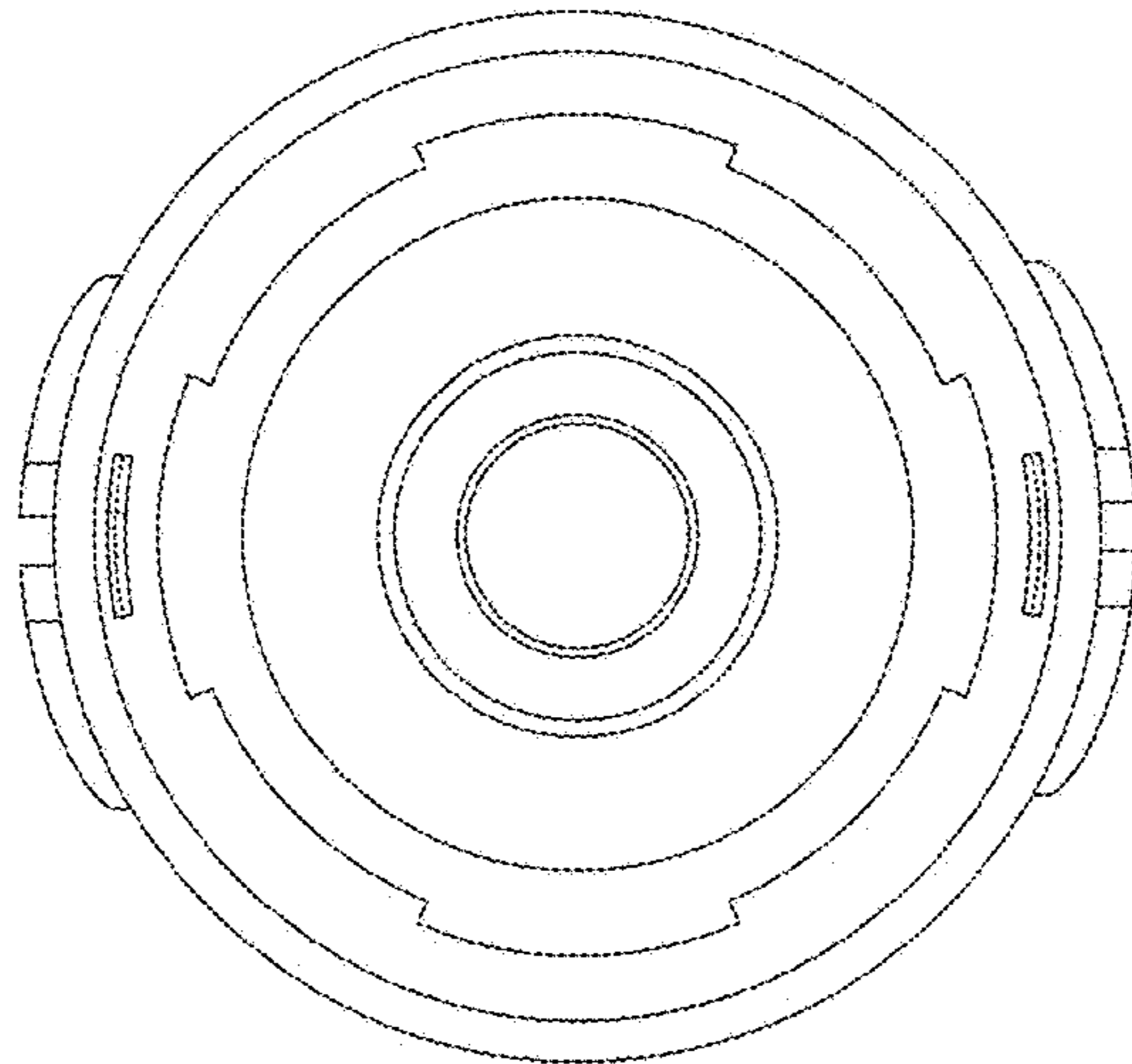


FIG. 8