



US00D798083S

(12) **United States Design Patent** (10) **Patent No.:** **US D798,083 S**
Brensinger et al. (45) **Date of Patent:** **** Sep. 26, 2017**

(54) **MAT**

(71) Applicant: **Nemo Equipment, Inc.**, Dover, NH (US)

(72) Inventors: **Camon Brensinger**, Stratham, NH (US); **Kurtis Schnackenberg**, Dover, NH (US)

(73) Assignee: **NEMO EQUIPMENT, INC.**, Dover, NH (US)

(**) Term: **15 Years**

(21) Appl. No.: **29/572,685**

(22) Filed: **Jul. 29, 2016**

(51) **LOC (10) Cl.** **06-11**

(52) **U.S. Cl.**
USPC **D6/592**

(58) **Field of Classification Search**

USPC ... D5/28, 37, 39, 43, 55, 57, 58, 60, 63, 65;
D6/582-593, 597, 598, 608, 609, 613,
D6/614, 616, 617, 618; D8/374;
D21/662, 671, 686, 792; D25/105, 138,
D25/157; D30/118, 161; D32/57;
D7/388, 389; D12/203; D19/10
CPC A47G 27/0206; A47G 27/0212; A47G
27/0218; A47G 27/0225; A47G 27/0237;
A47G 27/0293; A47K 7/026; A47L
23/26; A47L 23/266; A63B 6/00; A63B
21/4037

See application file for complete search history.

(56) **References Cited**

U.S. PATENT DOCUMENTS

D228,338 S *	9/1973	Oneil et al.	D6/583
D246,024 S *	10/1977	Hantke	D6/592
D410,169 S *	5/1999	Herbig	D6/613
D421,135 S *	2/2000	Hagenah	D25/113
6,298,624 B1 *	10/2001	Pacione	A47G 27/025 52/311.2
D468,574 S *	1/2003	Moore	D6/613
D577,648 S *	9/2008	Shaw	D12/203
D613,104 S *	4/2010	Clark	D6/586
D676,698 S *	2/2013	Yang	D6/586
D743,714 S *	11/2015	Kraemer	D23/261
D751,859 S *	3/2016	Lion	D7/388
2006/0292343 A1 *	12/2006	Sellers	B32B 3/10 428/131
2017/0105563 A1 *	4/2017	Dawson	A47G 27/0293

* cited by examiner

Primary Examiner — Celia Murphy
Assistant Examiner — Clare Ann Gannon

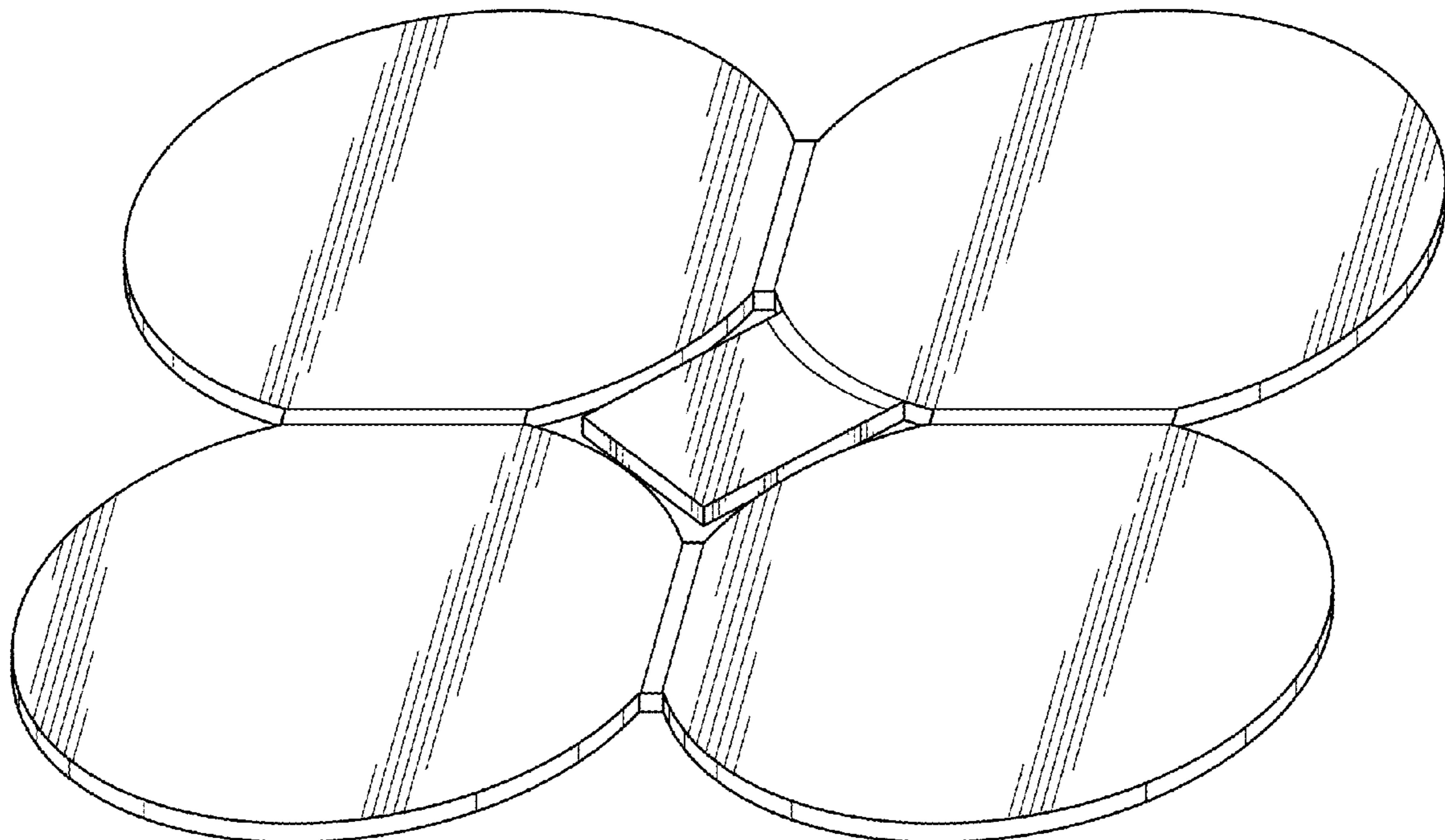
(57) **CLAIM**

The ornamental design for a mat, as shown.

DESCRIPTION

FIG. 1 is a perspective view of the mat according to the present invention;
FIG. 2 is a top view of the mat thereof, the bottom view being a mirror image thereof;
FIG. 3 left side view of the mat thereof, the right side view being a mirror image thereof; and,
FIG. 4 is a top view of the mat thereof.

1 Claim, 3 Drawing Sheets



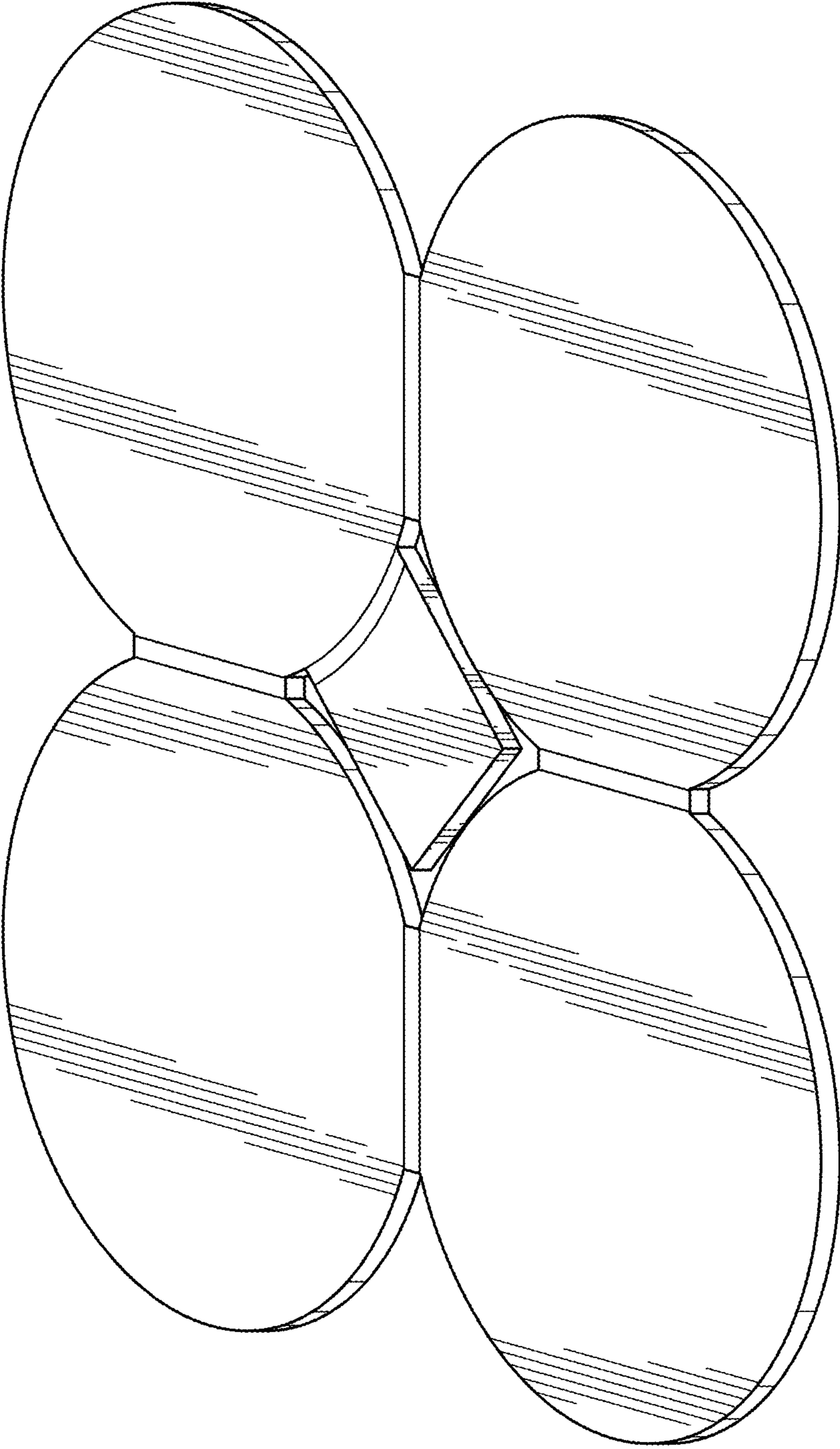


FIG. 1



FIG. 2



FIG. 3

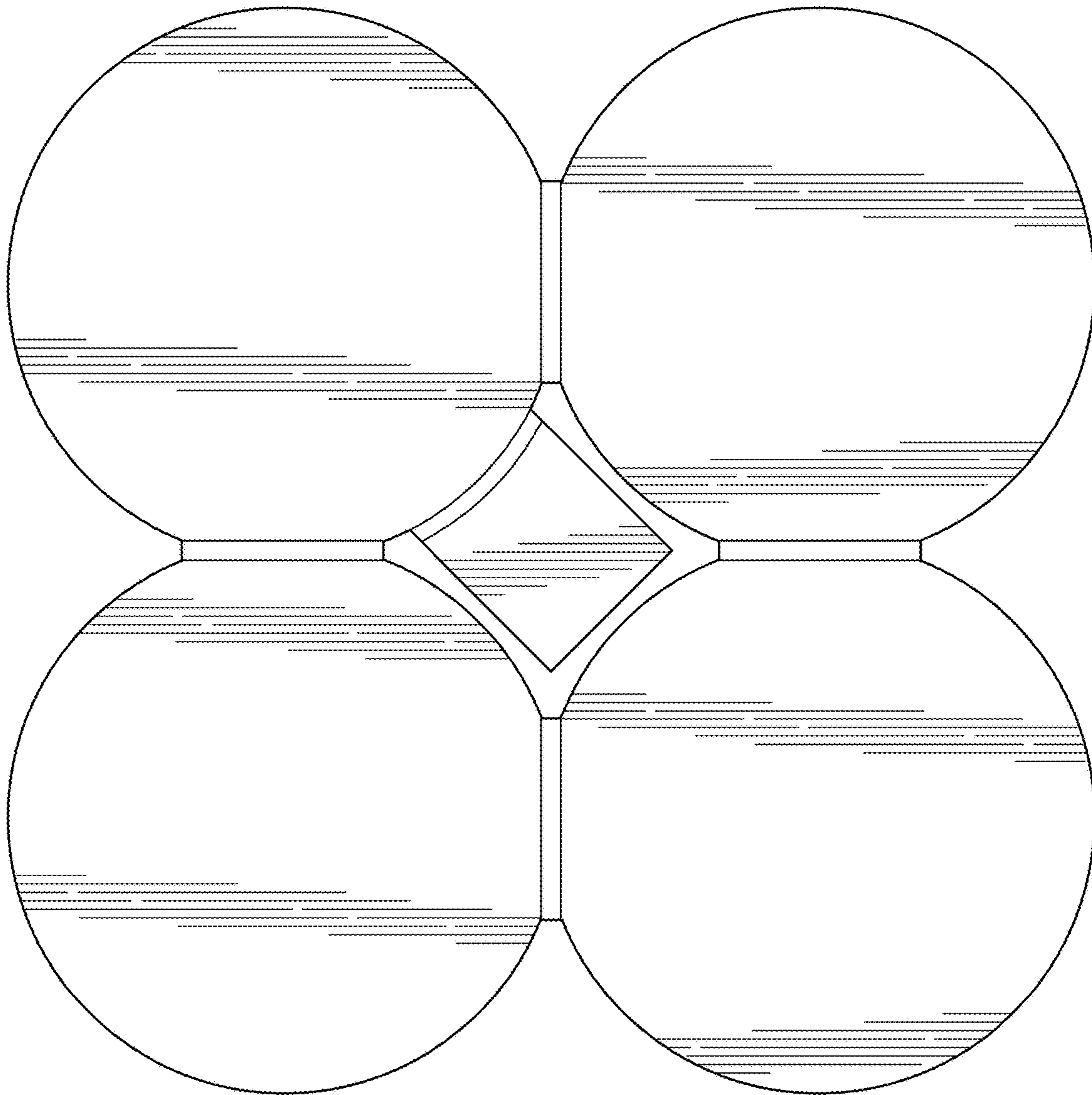


FIG. 4