



US00D798082S

(12) **United States Design Patent** (10) **Patent No.:** **US D798,082 S**
White (45) **Date of Patent:** **** Sep. 26, 2017**

(54) **CUPBOARD**

D379,616 S * 6/1997 Hellhake D12/415
D572,515 S * 7/2008 Wilczynski D6/559
D593,770 S * 6/2009 Marrone D6/666

(71) Applicant: **Renaissance Investments Ltd.**,
Shrewsbury, Shropshire (GB)

* cited by examiner

(72) Inventor: **Adam White**, London (GB)

Primary Examiner — Wan Laymon

(73) Assignee: **Renaissance Investments Ltd.**,
Shrewsbury, Shropshire (GB)

Assistant Examiner — Mark Booker

(**) Term: **15 Years**

(74) *Attorney, Agent, or Firm* — MacMillan, Sobanski &
Todd, LLC

(21) Appl. No.: **29/554,089**

(22) Filed: **Feb. 8, 2016**

(57) **CLAIM**

(30) **Foreign Application Priority Data**

The ornamental design for a cupboard, as shown and described.

Aug. 10, 2015 (EM) 002752170-0001
Aug. 10, 2015 (EM) 002752170-0002

(51) **LOC (10) Cl.** **06-04**

DESCRIPTION

(52) **U.S. Cl.**
USPC **D6/559**

(58) **Field of Classification Search**

FIG. 1 is a perspective view from the front of a cupboard embodying my design.

USPC D9/559; D6/329, 512, 552, 553, 666;
D12/345; D19/75; D14/440
CPC A47B 49/006; A47B 47/03; A47B 81/002;
A47B 95/008; A47B 43/00; A47B 46/00;
A47B 47/04; A47B 67/00; A47B 77/00;
A47G 29/08

FIG. 2 is a front elevational view thereof.

FIG. 3 is a rear elevational view thereof.

FIG. 4 is a top plan view thereof.

FIG. 5 is a bottom plan view thereof.

FIG. 6 is a right side elevational view thereof; and,

FIG. 7 is a left side elevational view thereof.

See application file for complete search history.

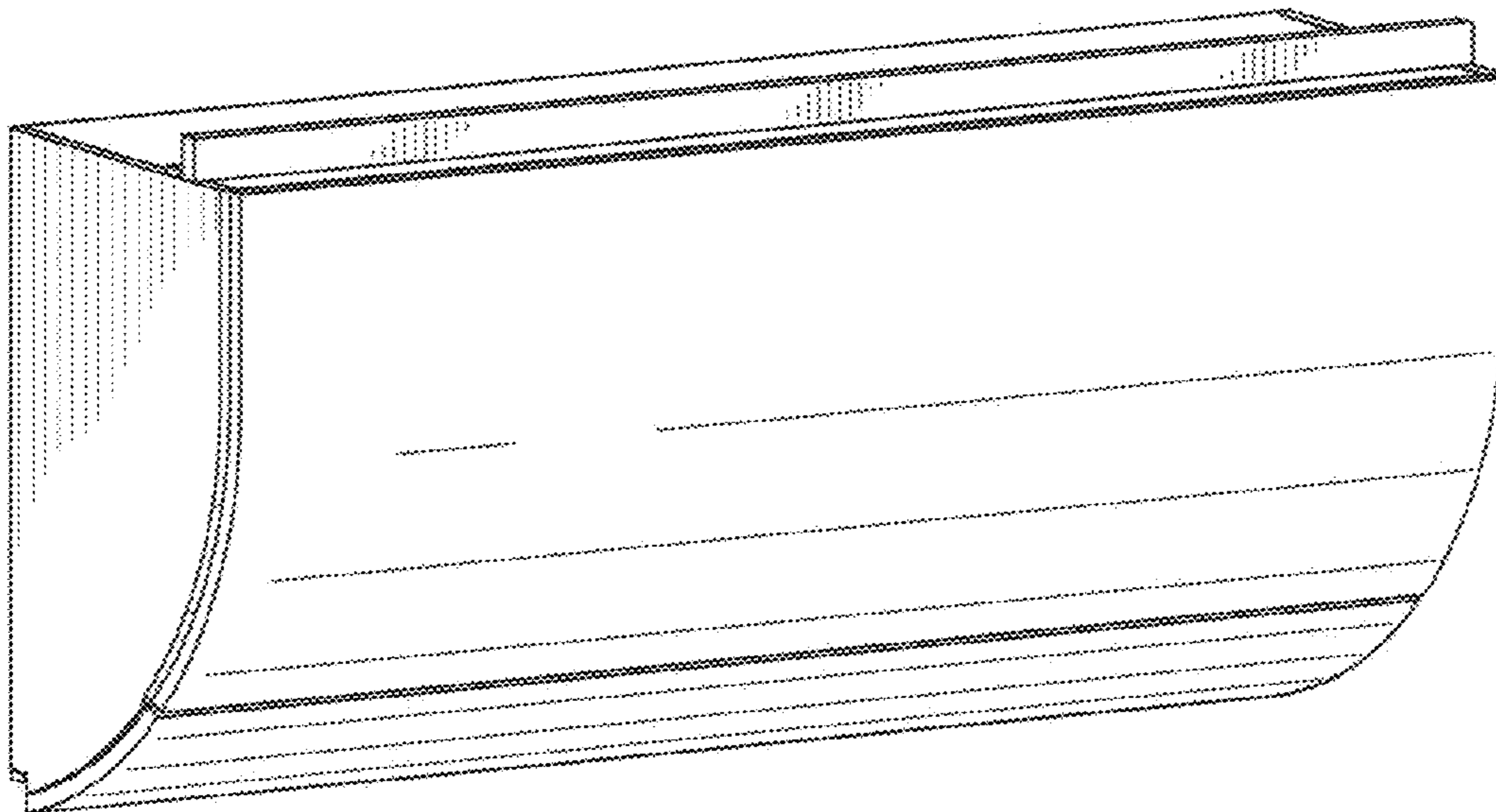
The broken lines in FIG. 3 are included for the purpose of illustrating portions of the design that form no part of the claimed design.

(56) **References Cited**

U.S. PATENT DOCUMENTS

1 Claim, 6 Drawing Sheets

2,608,294 A * 8/1952 Ward A47K 1/09
206/362.1
D276,578 S * 12/1984 Kwiecinski D13/158



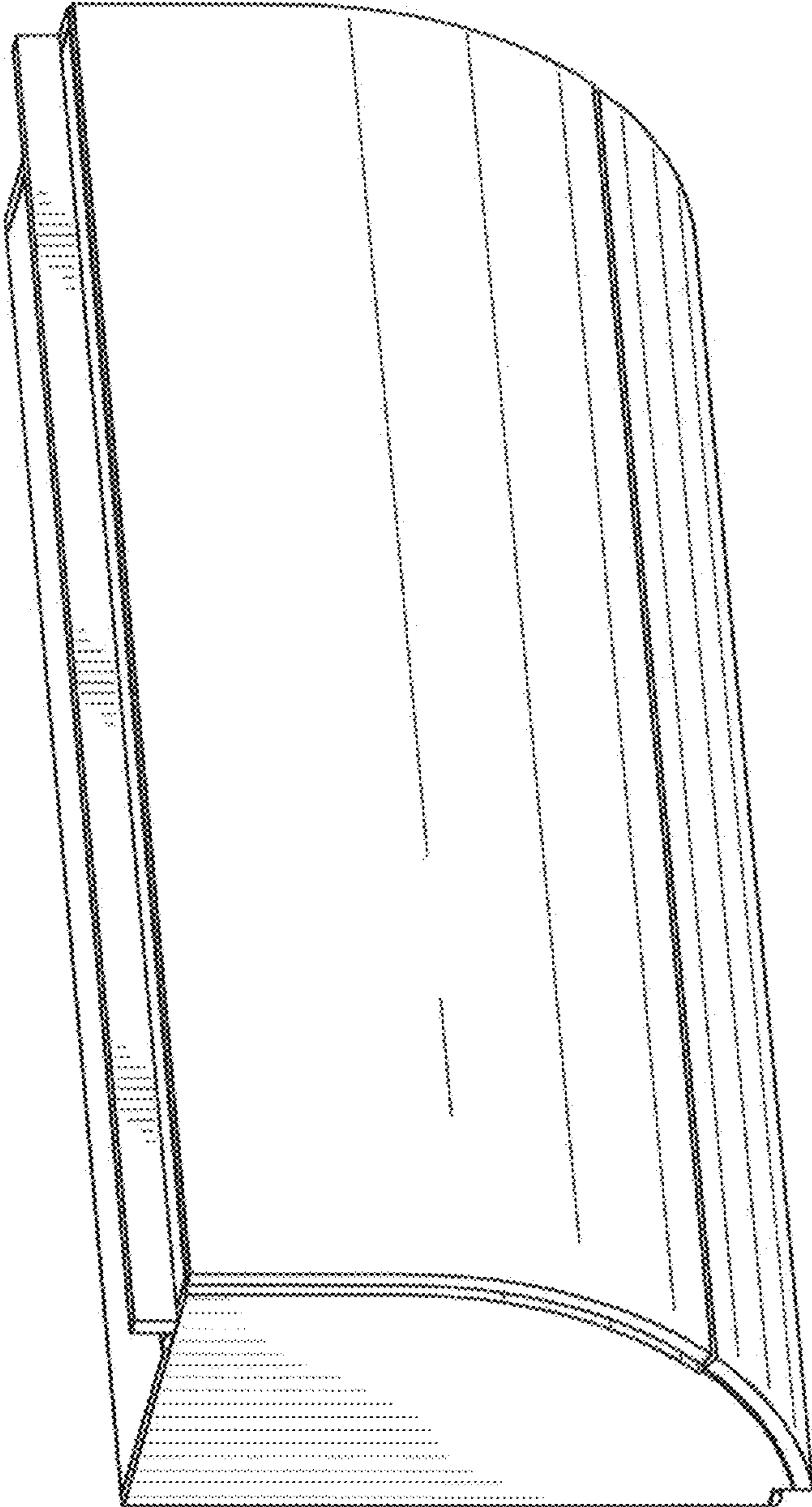


FIG. 1




FIG. 2




FIG. 3

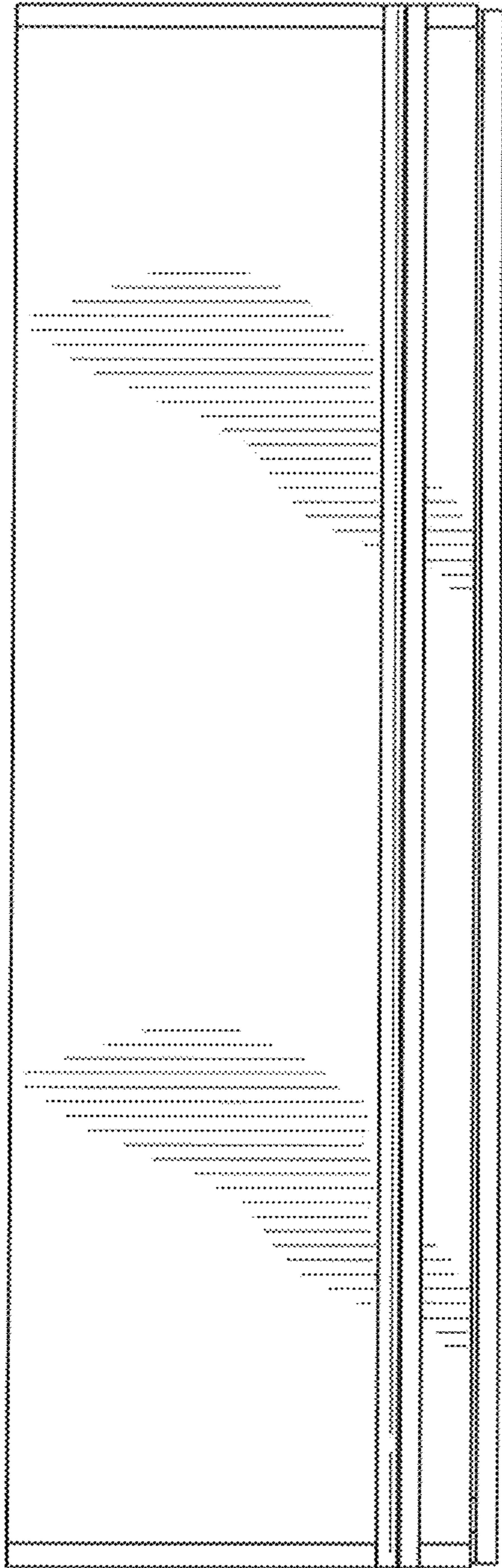


FIG. 4

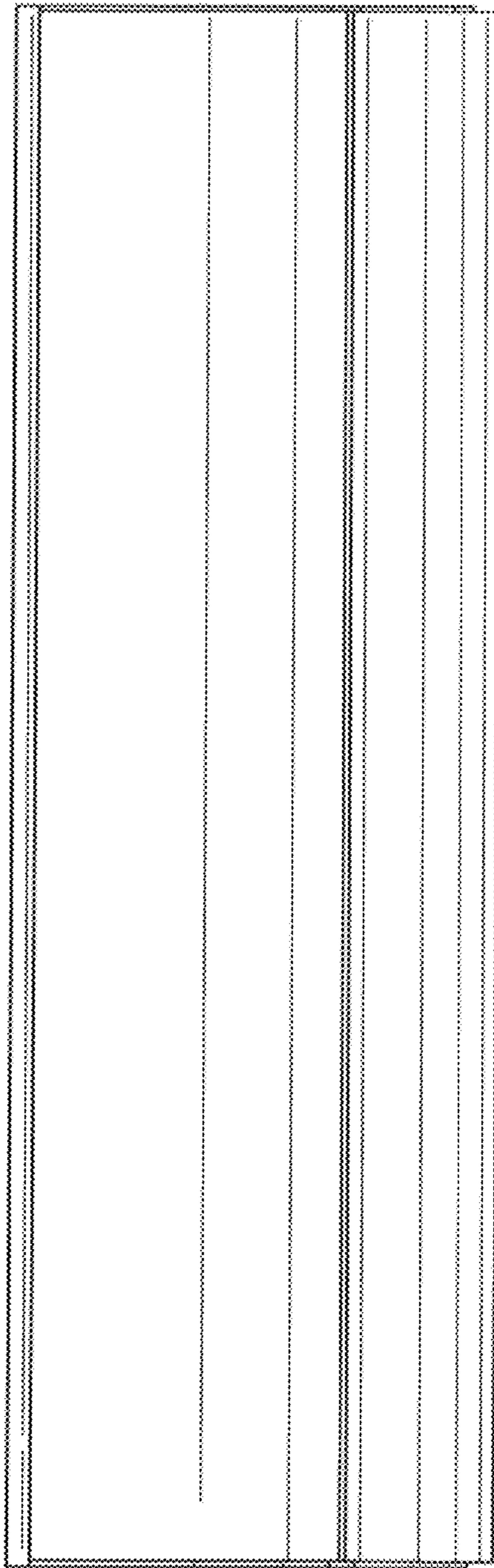


FIG. 5

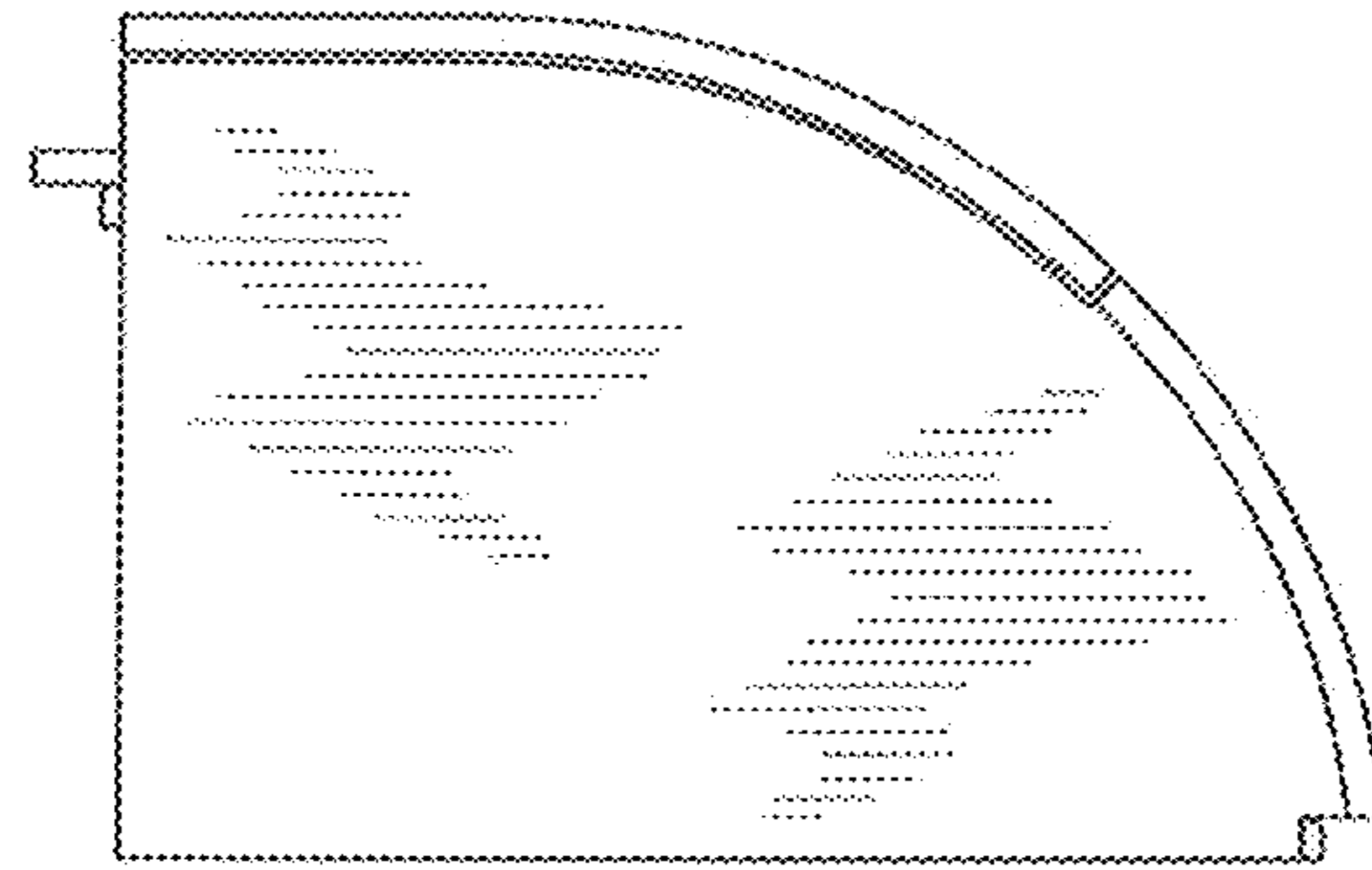


FIG. 6

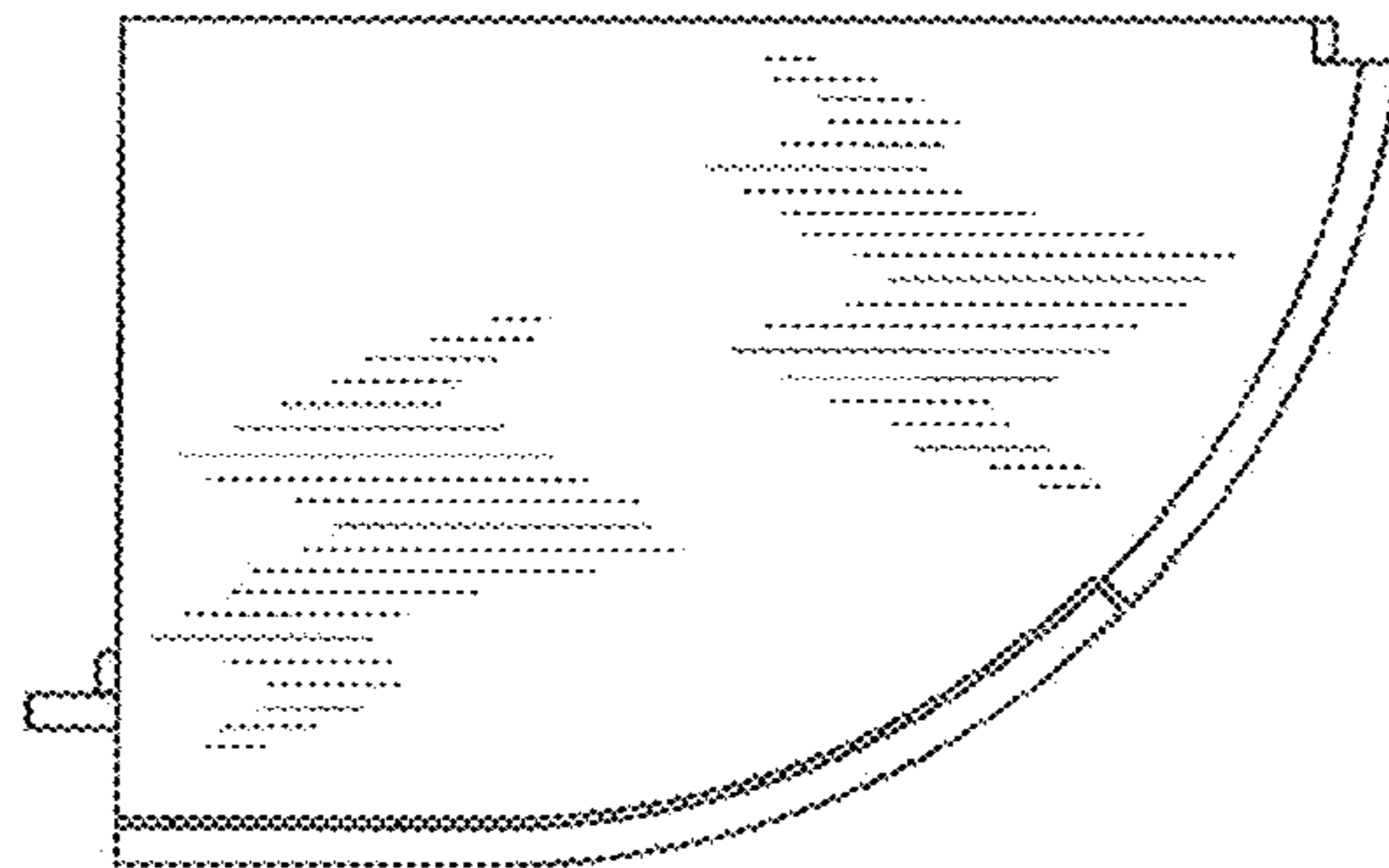


FIG. 7