



US00D798074S

(12) **United States Design Patent**
Itzhak-Sigron et al.

(10) **Patent No.:** **US D798,074 S**

(45) **Date of Patent:** **** Sep. 26, 2017**

(54) **STOOL**

(71) Applicant: **Keter Plastic Ltd.**, Herzelyia (IL)

(72) Inventors: **Reut Itzhak-Sigron**, Ein Sarid (IL);
Zvi Zak, Herzliya (IL)

(73) Assignee: **KETER PLASTIC LTD.**, Herzelyia (IL)

(**) Term: **15 Years**

(21) Appl. No.: **29/544,564**

(22) Filed: **Nov. 4, 2015**

(30) **Foreign Application Priority Data**

May 4, 2015 (IL) 56893

(51) **LOC (10) Cl.** **06-01**

(52) **U.S. Cl.**
USPC **D6/352**

(58) **Field of Classification Search**

USPC D6/334, 349-355, 363-364, 368-369,
D6/374, 403, 685, 692-692.6, 708-708.25

CPC A47C 9/00-9/105; A47C 7/00-7/02; A47C
16/00-16/04; A47B 7/00-7/02; A47B
3/00; A47B 3/02; A47B 3/04; A47B 3/12

See application file for complete search history.

(56) **References Cited**

U.S. PATENT DOCUMENTS

D35,045 S * 9/1901 Stickley D6/692.6
D181,995 S * 1/1958 Odor 297/445.1
D222,624 S * 11/1971 Gianfagna D6/692.6
D225,501 S * 12/1972 Apple D6/692

(Continued)

Primary Examiner — Vy Koenig

(74) *Attorney, Agent, or Firm* — Roberts Mlotkowski
Safran Cole & Calderon, P.C.

(57) **CLAIM**

The ornamental design for a stool, as shown and described.

DESCRIPTION

FIG. 1 is a perspective view of a stool in accordance with a first embodiment of the inventive design;

FIG. 2 is another perspective view of the stool as seen in FIG. 1;

FIG. 3 is a front view of the stool as seen in FIG. 1; rear, left and right views being identical;

FIG. 4 is a front and right side view of the stool as seen in FIG. 1; front and left, rear and right and rear and left views being identical;

FIG. 5 is a top view of the stool as seen in FIG. 1;

FIG. 6 is a bottom view of the stool as seen in FIG. 1;

FIG. 7 is a perspective view of a stool in accordance with a second embodiment of the inventive design;

FIG. 8 is another perspective view of the stool as seen in FIG. 7;

FIG. 9 is a front and right side view of the stool as seen in FIG. 7; front and left, rear and right and rear and left views being identical;

FIG. 10 is a front view of the stool as seen in FIG. 7; rear, left and right views being identical;

FIG. 11 is a top view of the stool as seen in FIG. 7;

FIG. 12 is a bottom view of the stool as seen in FIG. 7;

FIG. 13 is a perspective view of a stool in accordance with a third embodiment of the inventive design;

FIG. 14 is another perspective view of the stool as seen in FIG. 13;

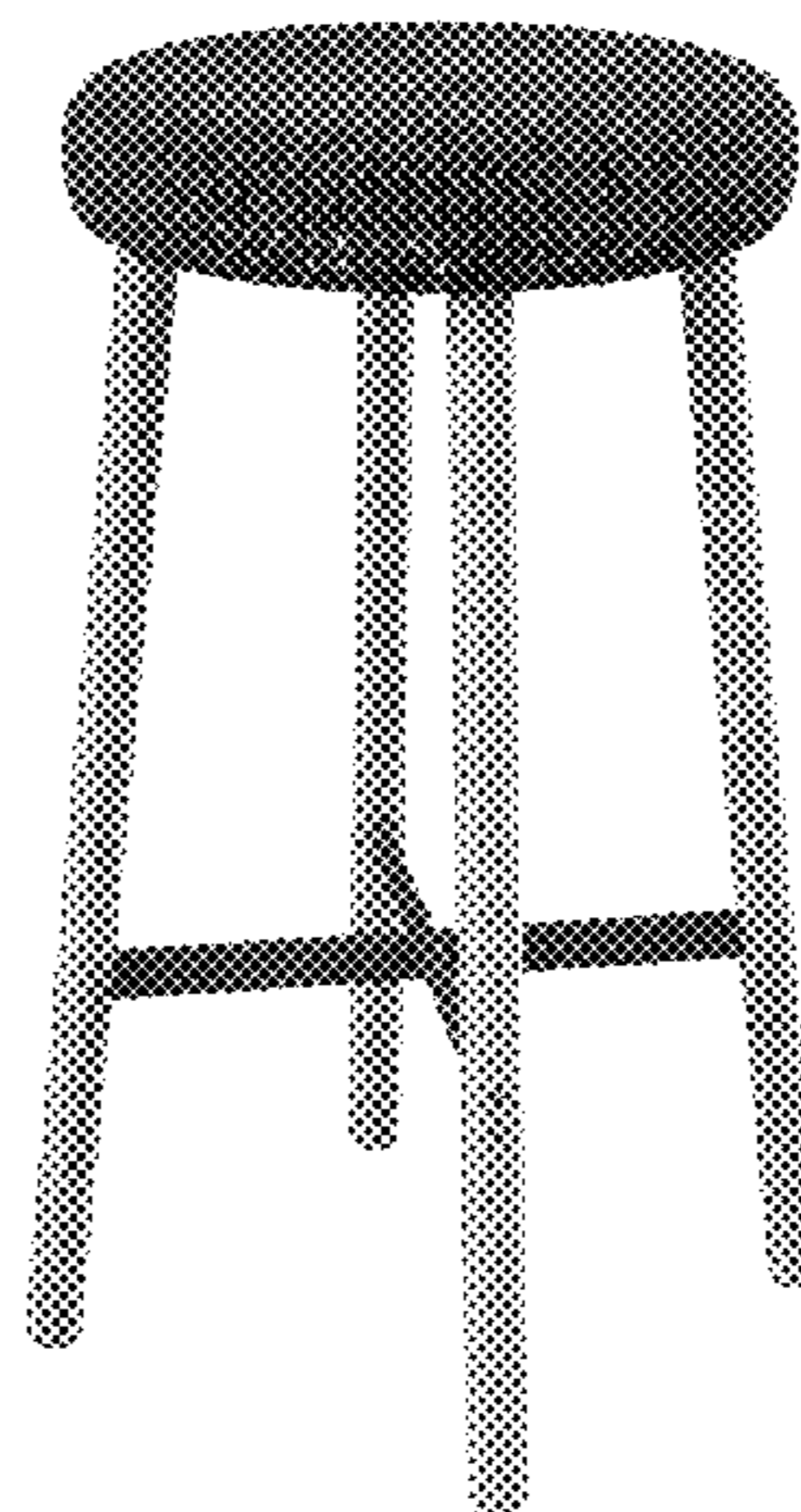
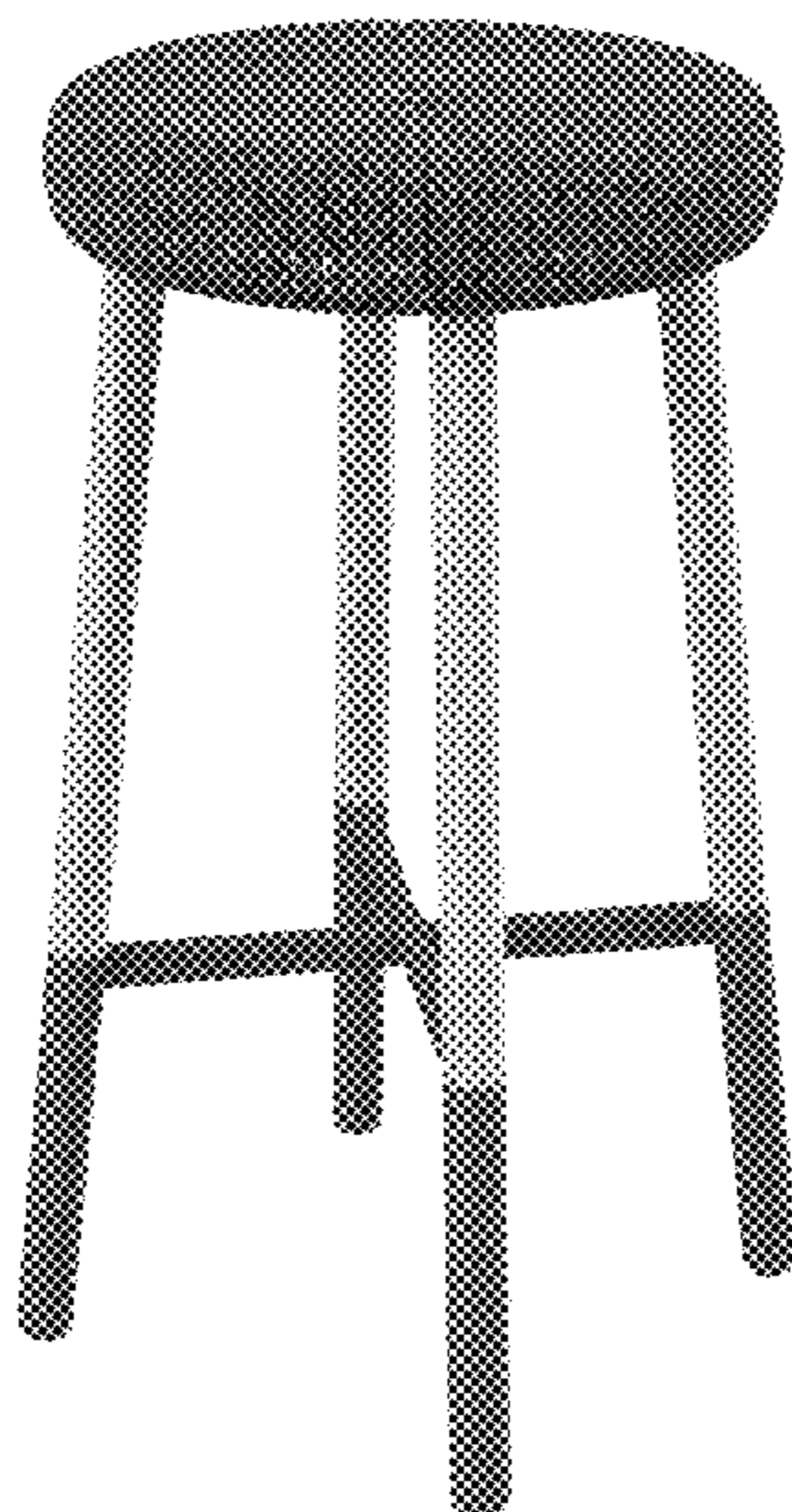
FIG. 15 is a front view of the stool as seen in FIG. 13; rear, left and right views being identical;

FIG. 16 is a front and right side view of the stool as seen in FIG. 13; front and left, rear and right and rear and left views being identical;

FIG. 17 is a top view of the stool as seen in FIG. 13; and,

FIG. 18 is a bottom view of the stool as seen in FIG. 13.

1 Claim, 18 Drawing Sheets



(56)

References Cited

U.S. PATENT DOCUMENTS

D339,002 S *	9/1993	Wong	D6/349
D461,342 S *	8/2002	Spitler	D6/688
D606,337 S *	12/2009	Lee	D6/349
D681,357 S *	5/2013	Sjostrand	D6/349
D747,904 S *	1/2016	Haynes	D6/692
D762,405 S *	8/2016	Werner	D6/690
D772,590 S *	11/2016	Itzhak-Sigron	D6/352

* cited by examiner




FIG. 1




FIG. 2




FIG. 3



FIG. 4




FIG. 5




FIG. 6



FIG. 7




FIG. 8




FIG. 9



FIG. 10




FIG. 11




FIG. 12




FIG. 13




FIG. 14

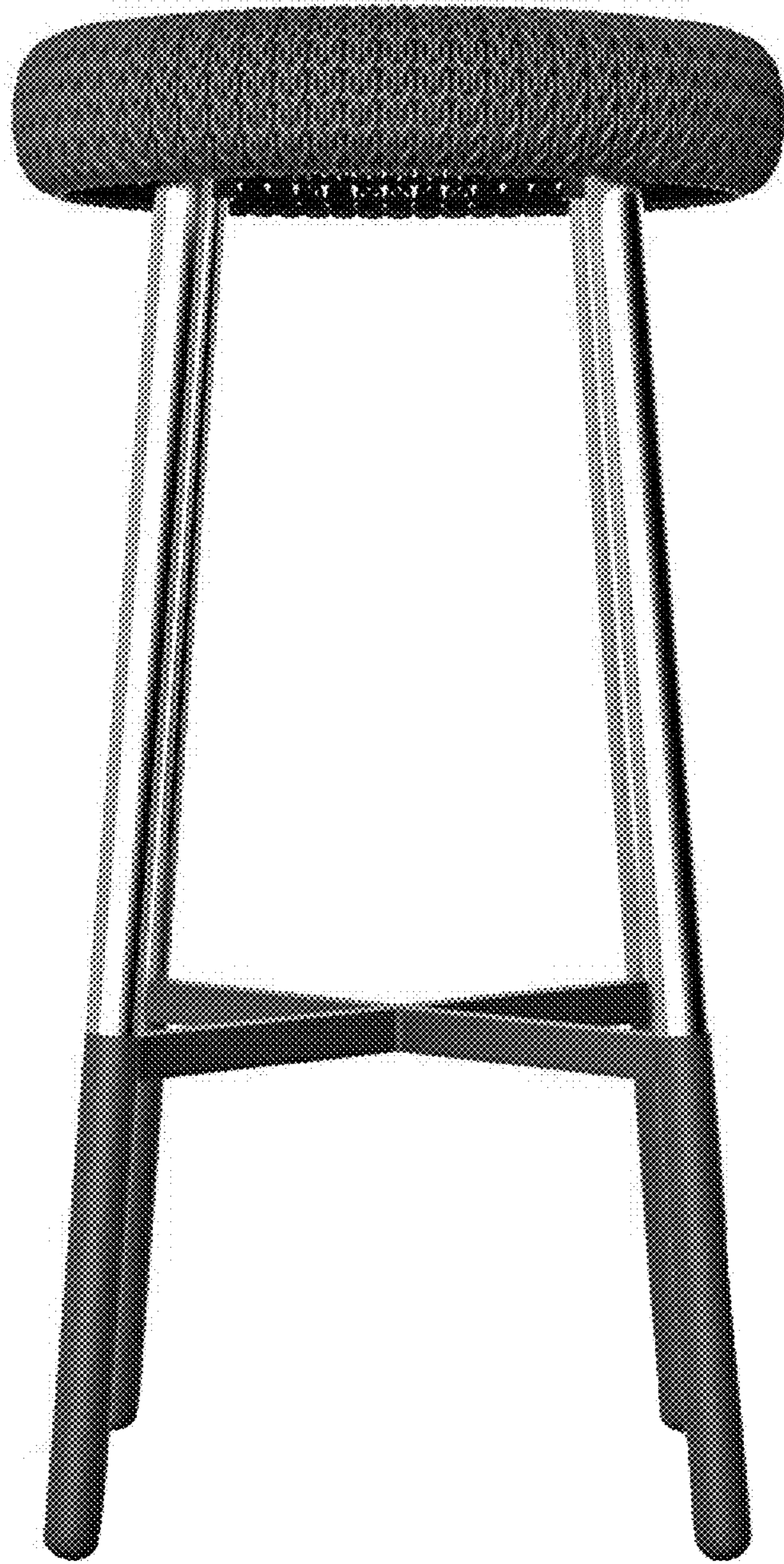


FIG. 15




FIG. 16




FIG. 17




FIG. 18

UNITED STATES PATENT AND TRADEMARK OFFICE
CERTIFICATE OF CORRECTION

PATENT NO. : D798,074 S
APPLICATION NO. : 29/544564
DATED : September 26, 2017
INVENTOR(S) : Reut Itzhak-Sigron et al.

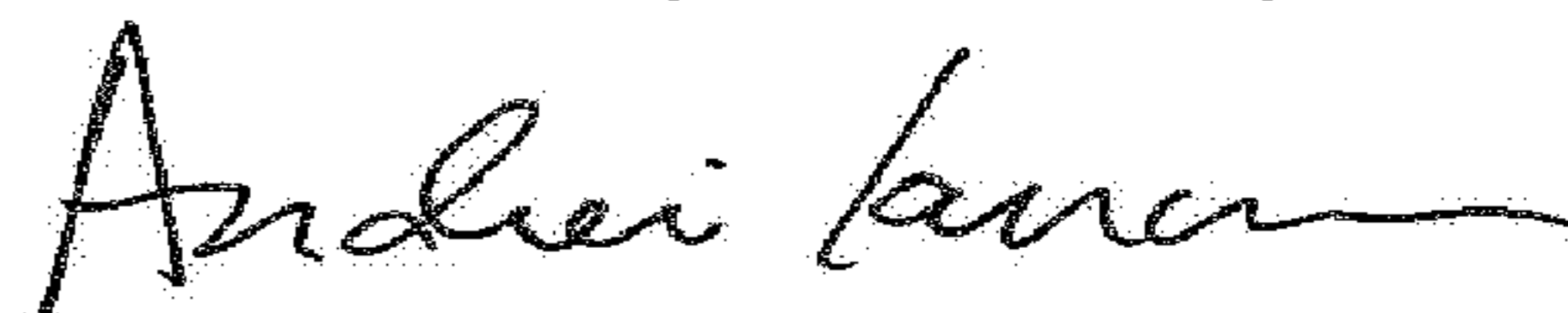
Page 1 of 1

It is certified that error appears in the above-identified patent and that said Letters Patent is hereby corrected as shown below:

On the Title Page

Column 2, Item (57), Line 30, under the DESCRIPTION, in the line beginning with "FIG. 16 is a front..." please delete "FIG. 1" and replace it with --FIG. 13--.

Signed and Sealed this
Twentieth Day of February, 2018



Andrei Iancu
Director of the United States Patent and Trademark Office