



US00D798070S

(12) **United States Design Patent** (10) **Patent No.:** **US D798,070 S**
Iqbal et al. (45) **Date of Patent:** **** Sep. 26, 2017**

(54) **CHAIR** 3,201,172 A * 8/1965 Bliss A47C 3/12
297/239
(71) Applicant: **Cult Furniture Limited**, Weybridge, D210,940 S * 5/1968 Eames D6/375
Surrey (GB) 3,393,941 A * 7/1968 Grosfillex A47C 3/12
297/440.22
(72) Inventors: **Fiaz Iqbal**, Weybridge (GB); **Enzo** D214,622 S * 7/1969 Schier D6/375
Nezi, Weybridge (GB) D562,019 S * 2/2008 Lievore D6/366
D564,248 S * 3/2008 Alter Molina D6/373
D592,870 S * 5/2009 Olano Jauregui D6/360
(73) Assignee: **CULT FURNITURE LIMITED**, D592,873 S * 5/2009 Olano Jauregui D6/373
Weybridge, Surrey (GB) D608,549 S * 1/2010 Novak D6/334
D665,593 S * 8/2012 Morrison D6/375

(**) Term: **15 Years**

(21) Appl. No.: **29/577,718**

(22) Filed: **Sep. 15, 2016**

(30) **Foreign Application Priority Data**

Mar. 17, 2016 (EM) 003033224-0006

(51) **LOC (10) Cl.** **06-01**

(52) **U.S. Cl.**
USPC **D6/334; D6/373**

(58) **Field of Classification Search**
USPC D6/334, 349-350, 364-368, 374, 375,
D6/379, 380, 403, 405, 406.6, 654-654.1,
D6/678-678.2, 682.1-682.6, 684-686,
D6/691, 691.8-691.9, 698, 699, 705,
D6/705.5, 707.19, 708, 708.21, 716;
297/284.4, 452.18, 452.24, 452.26,
297/452.28, 452.32-33, 452.37
CPC A47C 7/02; A47C 7/44; A47C 7/46; A47C
7/48; A47C 7/54; A47C 7/386; A47C
7/462; A47C 1/10; A47C 1/031; B60N
2/02; B60N 2/22; B60N 2/44
See application file for complete search history.

(56) **References Cited**

U.S. PATENT DOCUMENTS

2,812,800 A * 11/1957 Eames A47C 1/12
297/239
2,893,469 A * 7/1959 Eames A47C 1/124
297/239

OTHER PUBLICATIONS

Archi Tonic [online] Jun. 14, 2017 found on URL <https://www.architonic.com/en/product/tonon-step-904/1301813>.
Facebook [online] Jun. 19, 2017 found on URL <https://www.facebook.com/cultfurniture/>.*

* cited by examiner

Primary Examiner — Manpreet Matharu

Assistant Examiner — Keith Wilson

(74) *Attorney, Agent, or Firm* — Donald J. Ranft; Collen IP

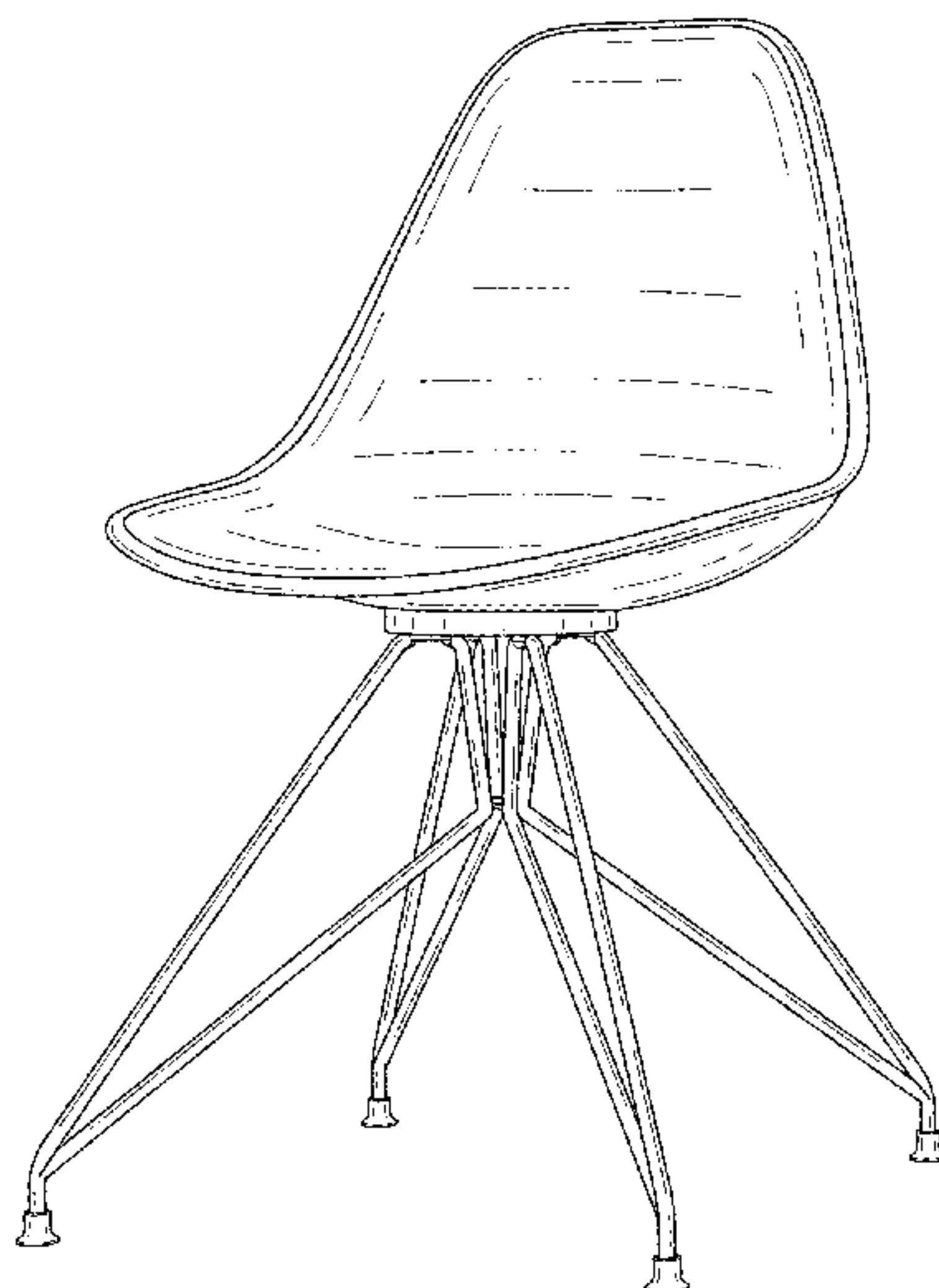
(57) **CLAIM**

The ornamental design for a chair, as shown.

DESCRIPTION

FIG. 1 is a front right perspective view of a chair showing our new design;
FIG. 2 is a rear left perspective view thereof;
FIG. 3 is a bottom left perspective view thereof;
FIG. 4 is a top view thereof;
FIG. 5 is a bottom view thereof;
FIG. 6 is a front view thereof;
FIG. 7 is a rear view thereof; and,
FIG. 8 is a left side view thereof.

1 Claim, 7 Drawing Sheets






FIG. 1




FIG. 2

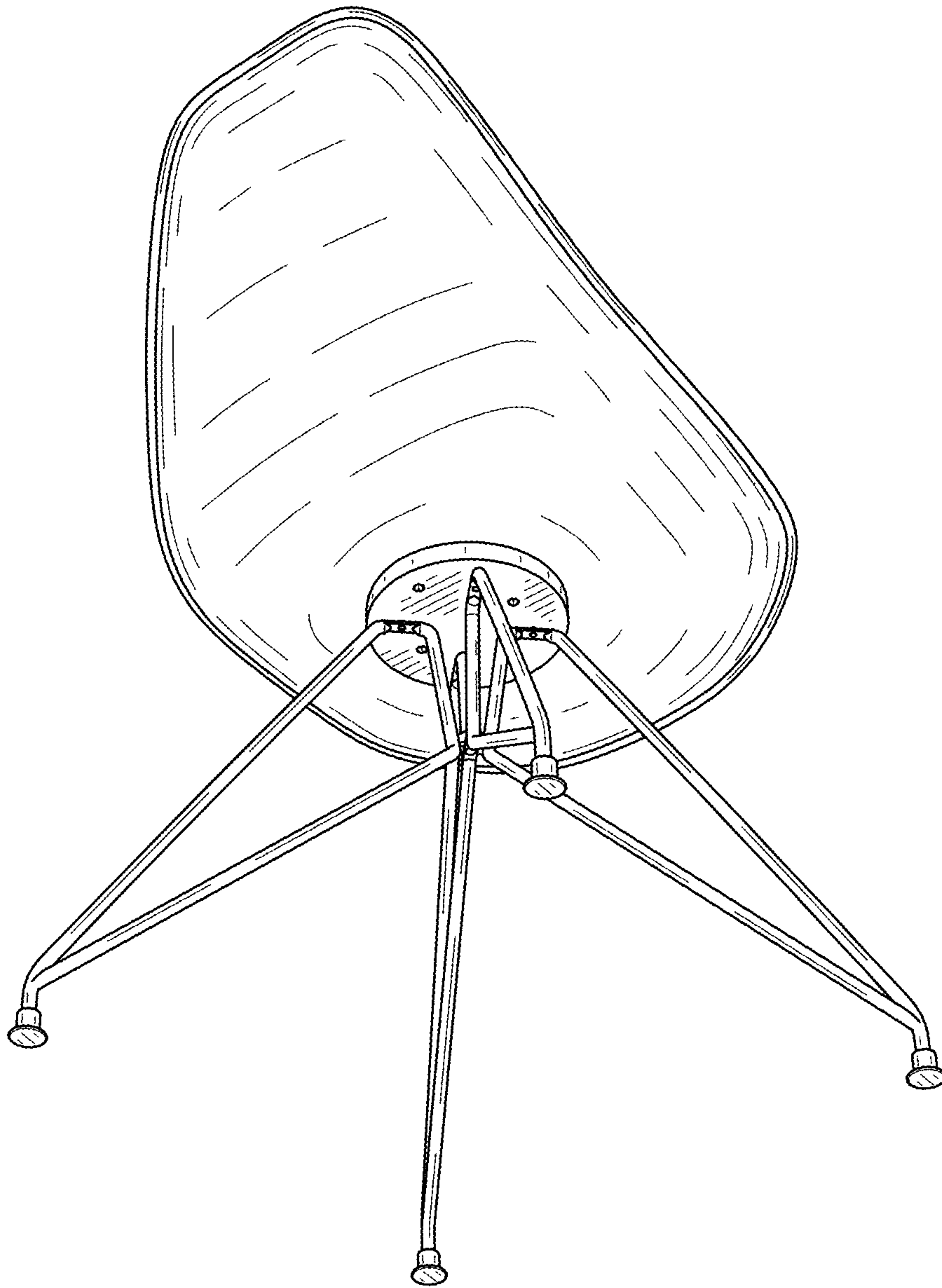


FIG. 3




FIG. 4




FIG. 5




FIG. 6




FIG. 7



FIG. 8