



US00D798069S

(12) **United States Design Patent**
Iqbal et al.

(10) **Patent No.: US D798,069 S**

(45) **Date of Patent: ** Sep. 26, 2017**

(54) CHAIR	3,201,172 A *	8/1965	Bliss	A47C 3/12 297/239
(71) Applicant: Cult Furniture Limited , Weybridge, Surrey (GB)	D210,940 S *	5/1968	Eames	D6/375
	3,393,941 A *	7/1968	Grosfillex	A47C 3/12 297/440.22
(72) Inventors: Fiaz Iqbal , Weybridge (GB); Enzo Nezi , Weybridge (GB)	D214,622 S *	7/1969	Schier	D6/375
	D562,019 S *	2/2008	Lievore	D6/366
	D564,248 S *	3/2008	Alter Molina	D6/373
	D592,870 S *	5/2009	Olano Jauregui	D6/360
(73) Assignee: CULT FURNITURE LIMITED , Weybridge, Surrey (GB)	D592,873 S *	5/2009	Olano Jauregui	D6/373
	D608,549 S *	1/2010	Novak	D6/334
	D665,593 S *	8/2012	Morrison	D6/375

(**) Term: **15 Years**

(21) Appl. No.: **29/577,715**

(22) Filed: **Sep. 15, 2016**

(30) **Foreign Application Priority Data**

Mar. 17, 2016 (EM) 003033224-0005

(51) **LOC (10) Cl.** **06-01**

(52) **U.S. Cl.**
USPC **D6/334; D6/373**

(58) **Field of Classification Search**
USPC D6/334, 349-350, 364-368, 374, 375,
D6/379, 380, 403, 405, 406.6, 654-654.1,
D6/678-678.2, 682.1-682.6, 684-686,
D6/691, 691.8-691.9, 698, 699, 705,
D6/705.5, 707.19, 708, 708.21, 716;
297/284.4, 452.18, 452.24, 452.26,
297/452.28, 452.32-452.33, 452.37
CPC A47C 7/02; A47C 7/44; A47C 7/46; A47C
7/48; A47C 7/54; A47C 7/386; A47C
7/462; A47C 1/10; A47C 1/031; B60N
2/02; B60N 2/22; B60N 2/44
See application file for complete search history.

(56) **References Cited**

U.S. PATENT DOCUMENTS

2,812,800 A *	11/1957	Eames	A47C 1/12 297/239
2,893,469 A *	7/1959	Eames	A47C 1/124 297/239

OTHER PUBLICATIONS

Archi Tonic [online] Jun. 14, 2017 found on URL <https://www.architonic.com/en/product/tonon-step-904/1301813>.
Facebook [online] Jun. 19, 2017 found on URL <https://www.facebook.com/cultfurniture/>.*

* cited by examiner

Primary Examiner — Manpreet Matharu

Assistant Examiner — Keith Wilson

(74) *Attorney, Agent, or Firm* — Donald J. Ranft; Collen IP

(57) **CLAIM**

The ornamental design for a chair, as shown.

DESCRIPTION

FIG. 1 is a front right perspective view of a chair showing our new design;
FIG. 2 is a rear left perspective view thereof;
FIG. 3 is a bottom left perspective view thereof;
FIG. 4 is a top view thereof;
FIG. 5 is a bottom view thereof;
FIG. 6 is a front view thereof;
FIG. 7 is a rear view thereof; and,
FIG. 8 is a left side view thereof.

1 Claim, 7 Drawing Sheets

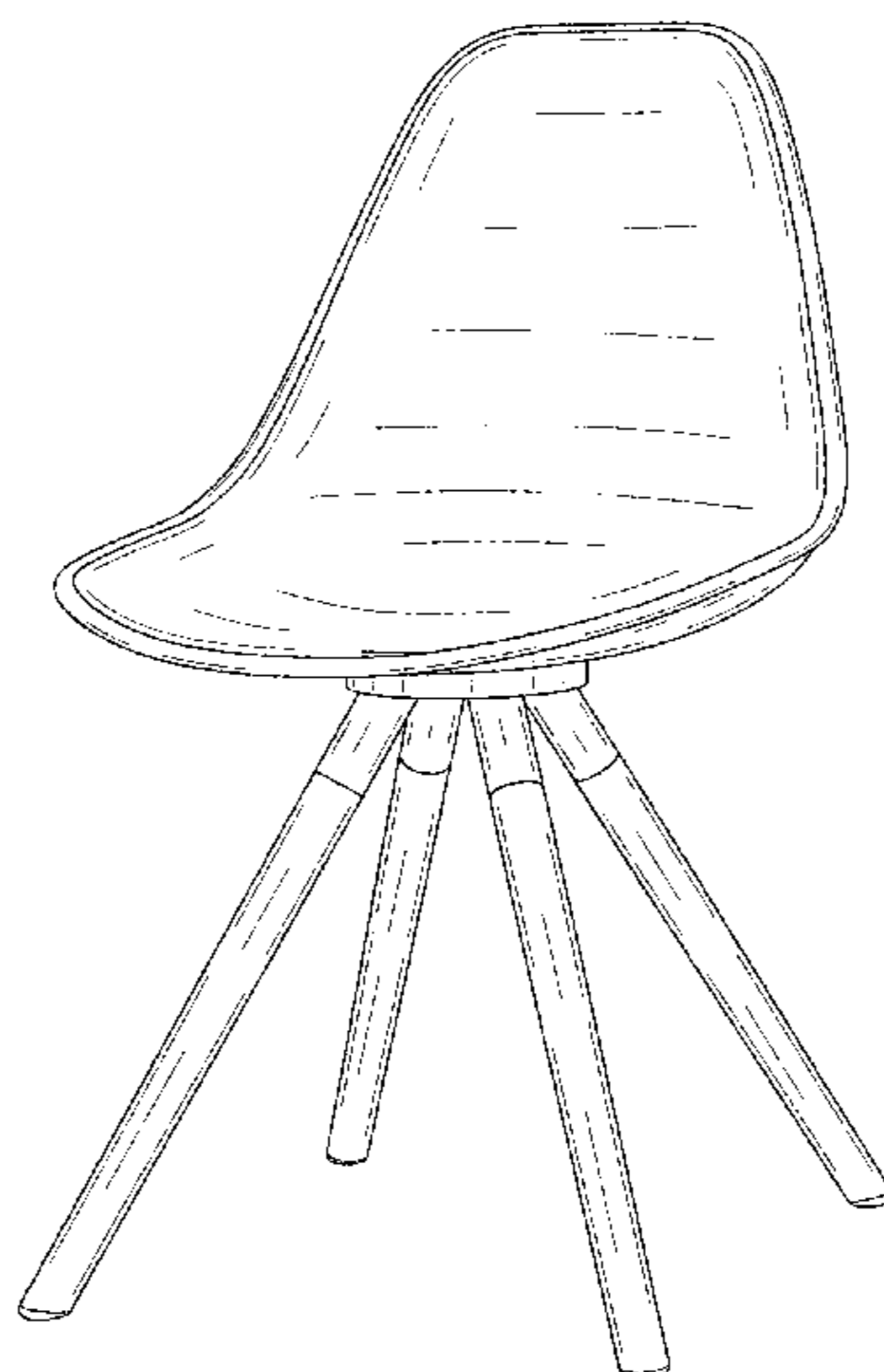




FIG. 1




FIG. 2

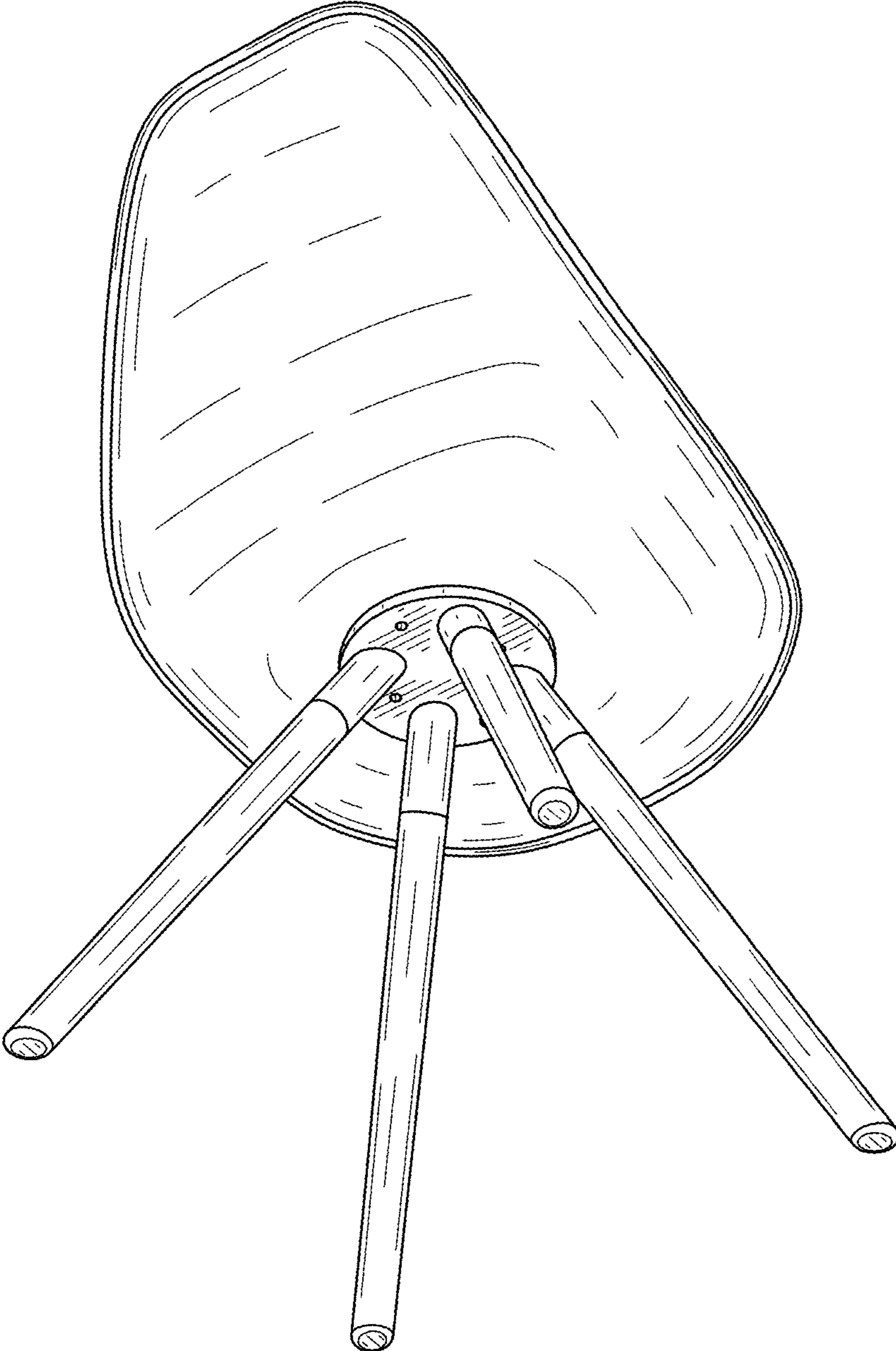


FIG. 3




FIG. 4




FIG. 5




FIG. 6




FIG. 7



FIG. 8