



US00D798062S

(12) **United States Design Patent** (10) **Patent No.:** **US D798,062 S**
Bauernfeind et al. (45) **Date of Patent:** **** Sep. 26, 2017**

(54) **TOOTHBRUSH**

(71) Applicant: **The Gillette Company LLC**, Boston, MA (US)

(72) Inventors: **Siegfried Bauernfeind**, Frankfurt (DE); **Fiona Harrington**, Bad Soden (DE); **Kathrin Koch**, Schwalbach (DE); **Franziska Schmid**, Frankfurt (DE); **Aycan Senturk**, Frankfurt (DE); **Armin Tschol**, Kronberg (DE); **Tilman Winkler**, Kronberg (DE); **Rebecca Bei Zhang**, Beijing (CN)

(73) Assignee: **THE GILLETTE COMPANY LLC**, Boston, MA (US)

(**) Term: **15 Years**

(21) Appl. No.: **29/566,656**

(22) Filed: **Jun. 1, 2016**

(51) **LOC (10) Cl.** **04-02**

(52) **U.S. Cl.**
USPC **D4/104**

(58) **Field of Classification Search**
USPC D4/104, 105, 106, 110, 130, 132, 134,
D4/136, 137, 138, 139, 108

(Continued)

(56) **References Cited**

U.S. PATENT DOCUMENTS

D358,938 S * 6/1995 Schneider D4/104
D391,769 S * 3/1998 Kling D4/104

(Continued)

FOREIGN PATENT DOCUMENTS

CN 302764844 * 3/2014
CN 303555857 * 1/2016

(Continued)

Primary Examiner — Karen E Eldridge Powers

(57) **CLAIM**

The ornamental design for a toothbrush, as shown and described.

DESCRIPTION

The present application file contains at least one drawing executed in color. Copies of this patent or patent application publication with color drawing(s) will be provided by the Office upon request and payment of the necessary fee.

FIG. 1 is a perspective view of a toothbrush;

FIG. 2 is a front plan view thereof;

FIG. 3 is a right side elevation view thereof;

FIG. 4 is a rear plan view thereof;

FIG. 5 is a left side elevation view thereof;

FIG. 6 is a top plan view thereof;

FIG. 7 is a bottom plan view thereof.

FIG. 8 is a perspective view of a toothbrush;

FIG. 9 is a front plan view thereof;

FIG. 10 is a right elevation side view thereof;

FIG. 11 is a rear plan view thereof;

FIG. 12 is a left side elevation view thereof;

FIG. 13 is a top plan view thereof;

FIG. 14 is a bottom plan view thereof.

FIG. 15 is a perspective view of a toothbrush;

FIG. 16 is a front plan view thereof;

FIG. 17 is a right side elevation view thereof;

FIG. 18 is a rear plan view thereof;

FIG. 19 is a left side elevation view thereof;

FIG. 20 is a top plan view thereof;

FIG. 21 is a bottom plan view thereof.

FIG. 22 is a perspective view of a toothbrush;

FIG. 23 is a front plan view thereof;

FIG. 24 is a right side elevation view thereof;

FIG. 25 is a rear plan view thereof;

FIG. 26 is a left side elevation view thereof;

FIG. 27 is a top plan view thereof;

FIG. 28 is a bottom plan view thereof.

FIG. 29 is a perspective view of a toothbrush;

FIG. 30 is a front plan view thereof;

FIG. 31 is a right side elevation view thereof;

FIG. 32 is a rear plan view thereof;

FIG. 33 is a left side elevation view thereof;

FIG. 34 is a top plan view thereof; and,

(Continued)

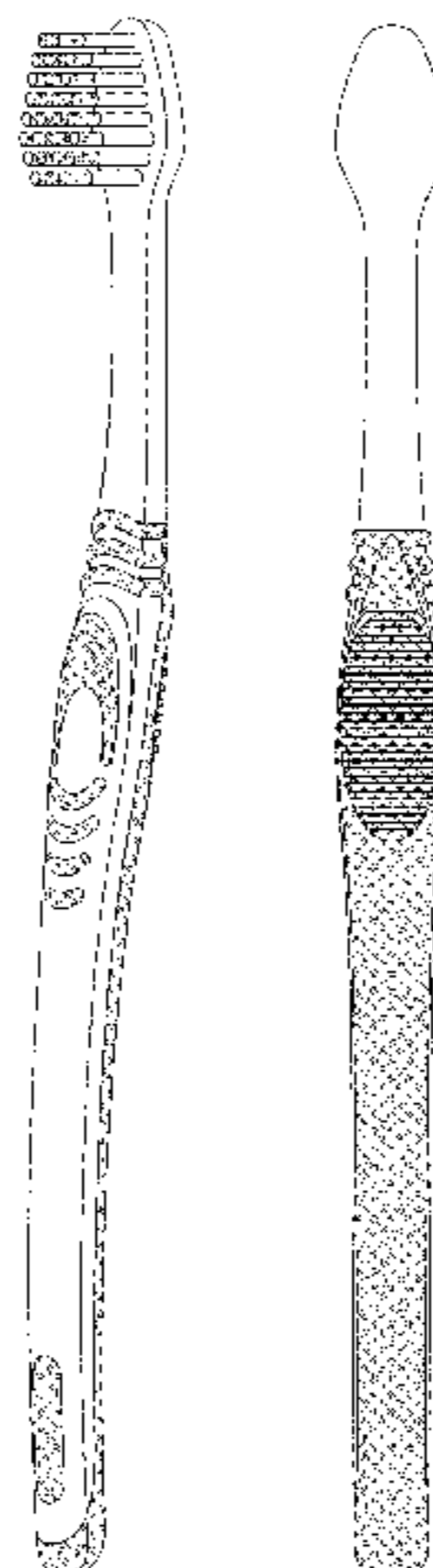


FIG. 35 is a bottom plan view thereof.
The stippling in FIGS. 1-7 represents a contrast in color.

**1 Claim, 10 Drawing Sheets
(8 of 10 Drawing Sheet(s) Filed in Color)**

(58) Field of Classification Search

CPC A46B 2200/1006; A46B 2200/108; A46B
5/02; A46B 5/021; A46B 9/02; A46B
9/04; A46B 7/02

See application file for complete search history.

(56)

References Cited

U.S. PATENT DOCUMENTS

D395,363	S	*	6/1998	Moskovich	D4/104
D396,145	S	*	7/1998	Grau	D4/104
D416,685	S	*	11/1999	Overthun	D4/104
D419,773	S	*	2/2000	Beals	D4/104
D446,021	S	*	8/2001	Jen	D4/104
D514,321	S	*	2/2006	Moskovich	D4/104
D531,412	S	*	11/2006	Wong	D4/104

D531,810	S	*	11/2006	Moskovich	D4/104
7,146,675	B2	*	12/2006	Ansari	A46B 9/045 15/167.1
D696,518	S	*	12/2013	Ballmaier	D4/104
D698,554	S	*	2/2014	Xi	D4/104
D704,447	S	*	5/2014	Xi	D4/104
D728,118	S	*	4/2015	Welt	D24/215
D751,296	S	*	3/2016	Xi	D4/104
D754,443	S	*	4/2016	Xi	D4/104
D775,470	S	*	1/2017	Xi	D4/104
2003/0191417	A1	*	10/2003	Welt	A46B 5/02 601/134
2011/0219558	A1	*	9/2011	Vitt	A46B 3/22 15/167.1

FOREIGN PATENT DOCUMENTS

KR	3008918230002	*	1/2017
TR	089876-0004	*	6/2016
TR	089876-0006	*	6/2016
TR	089876-0007	*	6/2016
TR	089876-0008	*	6/2016
TR	089876-0009	*	6/2016
WO	D086807-024	*	11/2015

* cited by examiner

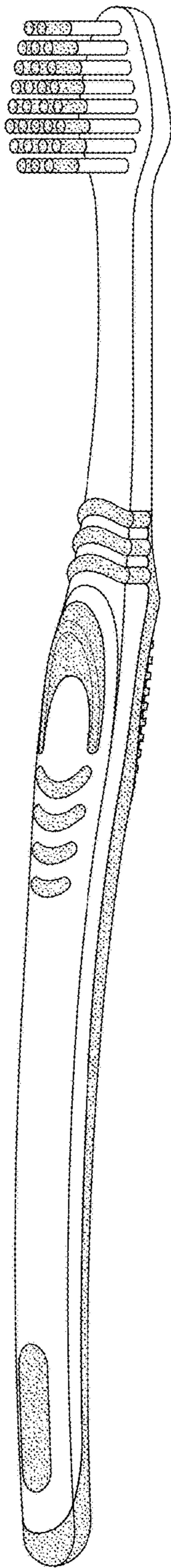


FIG. 1

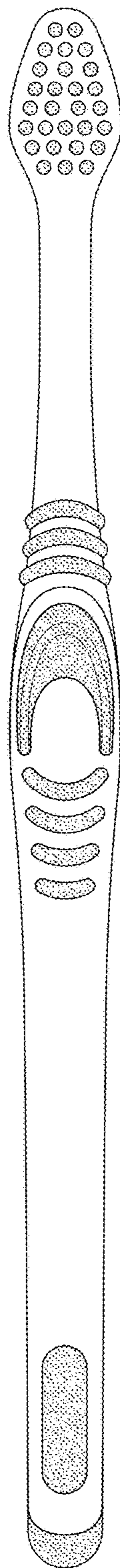


FIG. 2

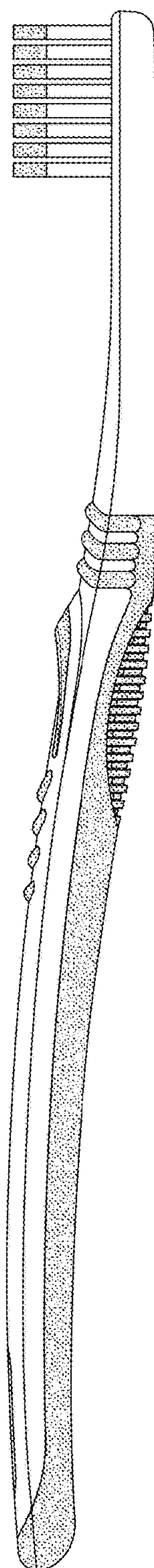


FIG. 3

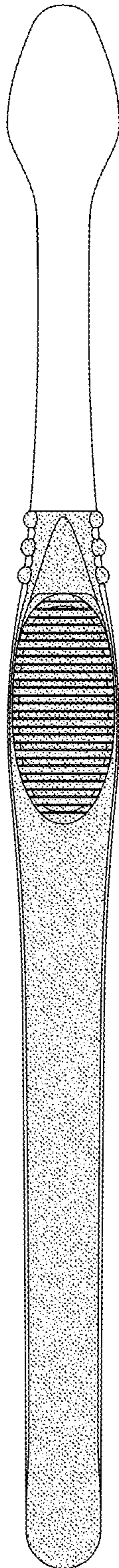


FIG. 4

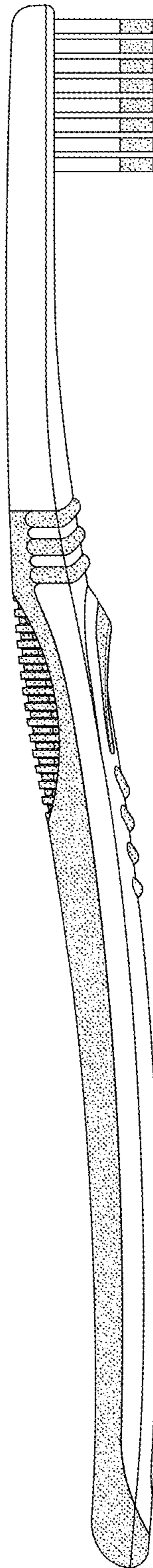


FIG. 5

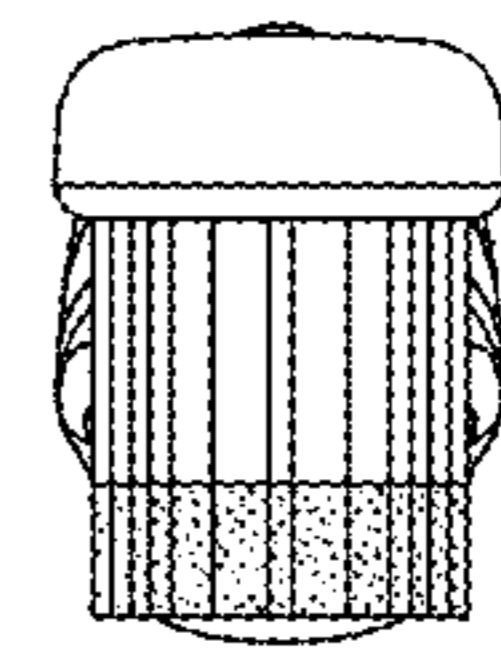


FIG. 6

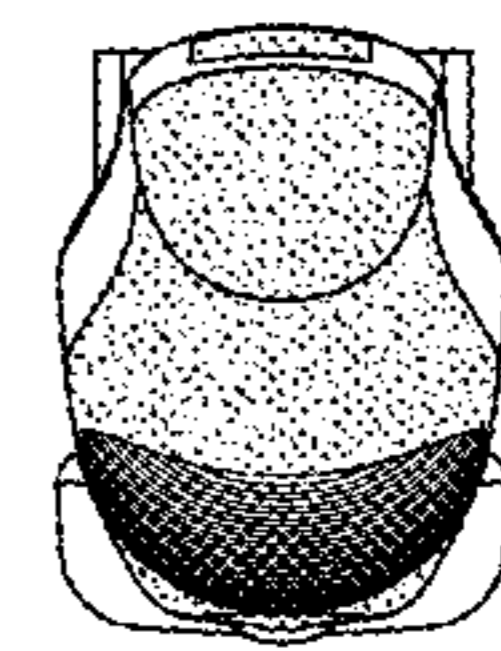


FIG. 7

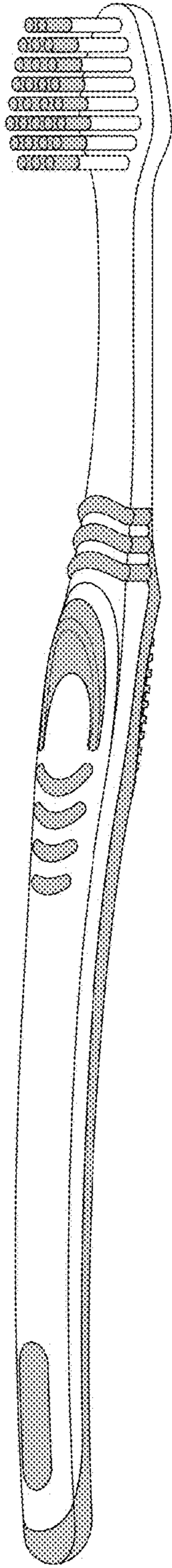


FIG. 8

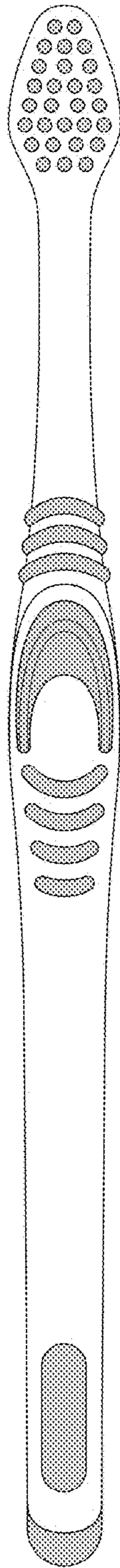


FIG. 9

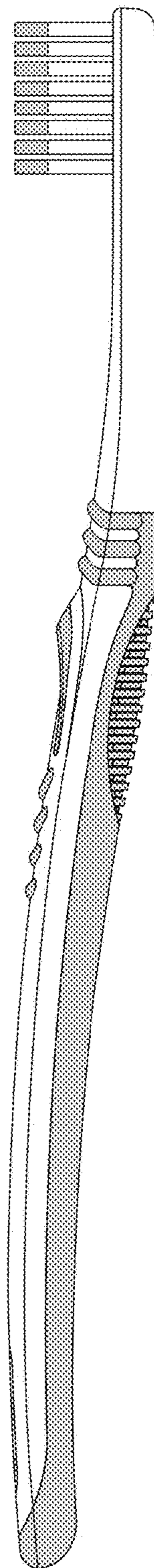


FIG. 10

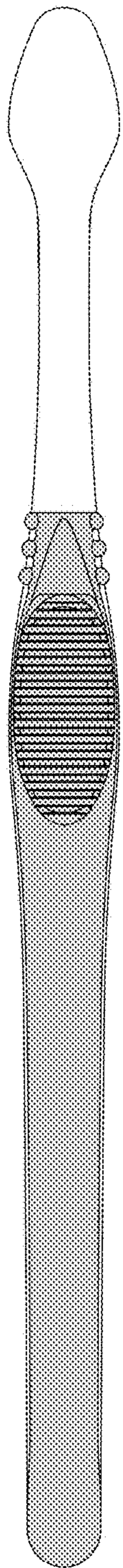


FIG. 11

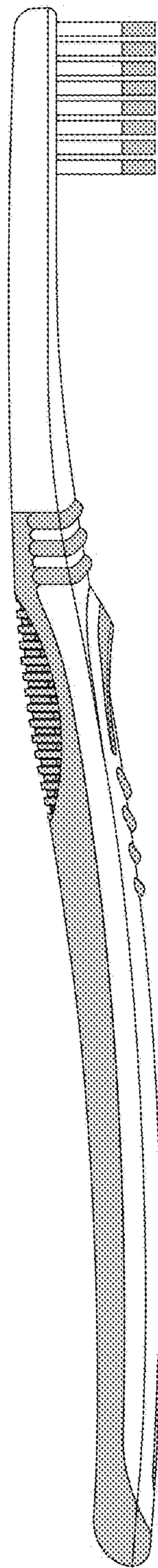


FIG. 12

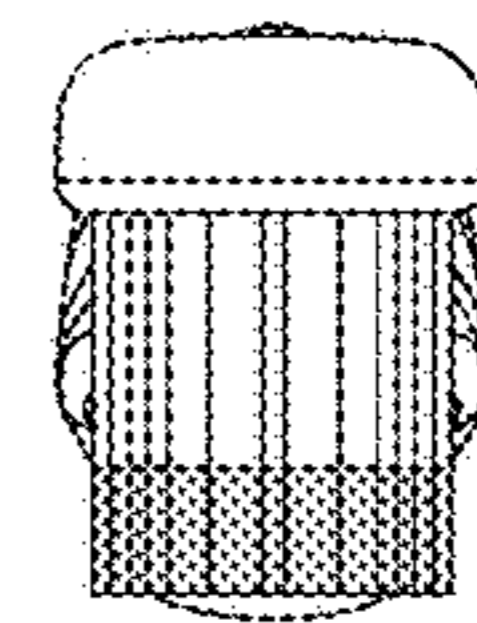


FIG. 13

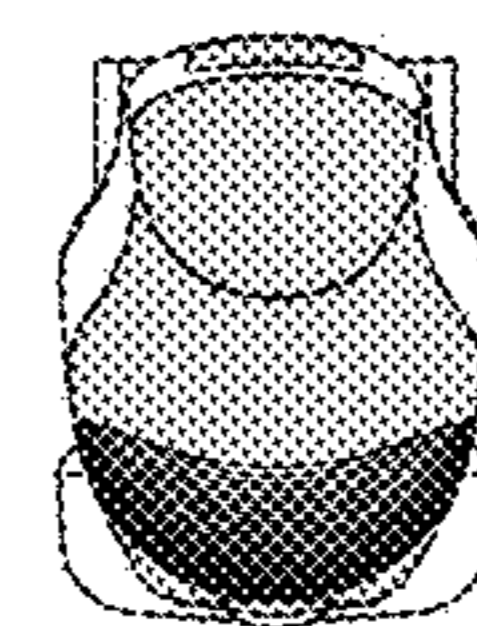


FIG. 14

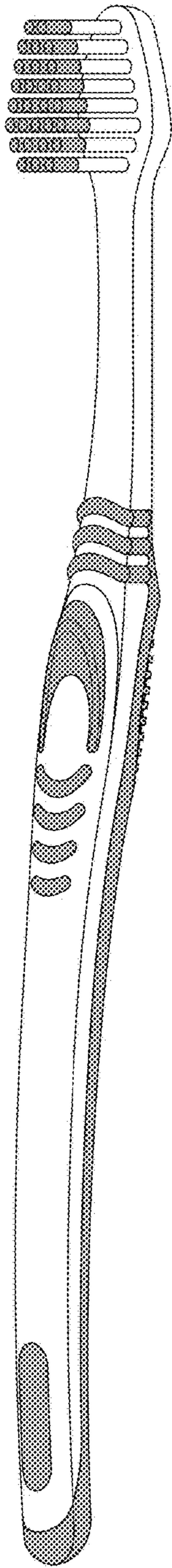


FIG. 15

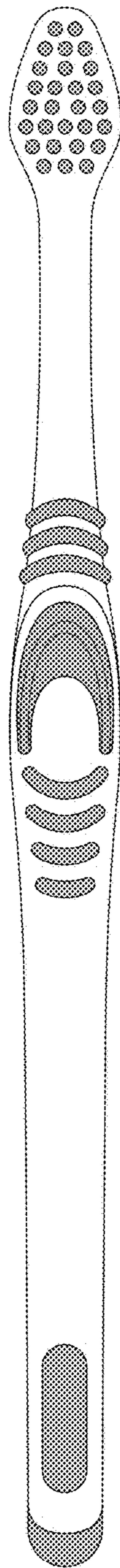


FIG. 16

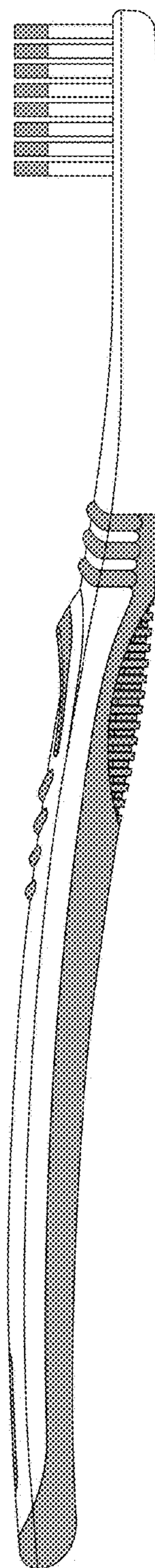


FIG. 17

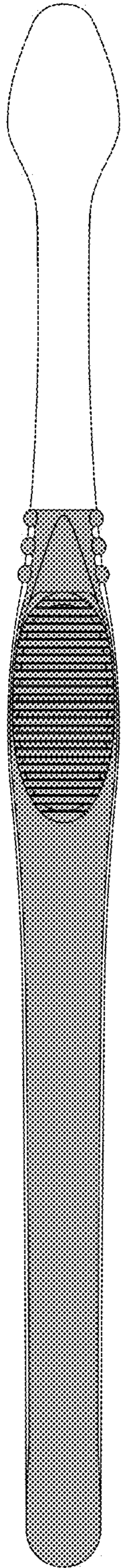


FIG. 18

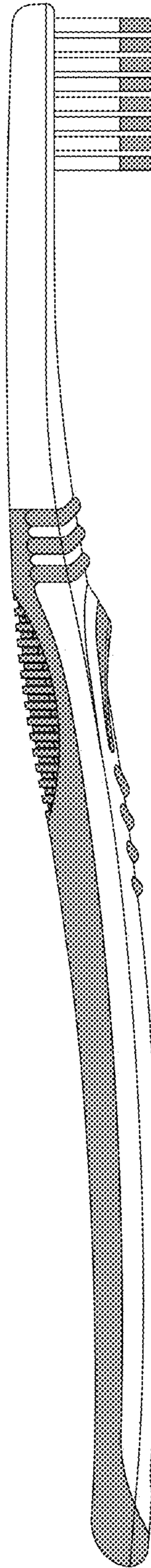


FIG. 19

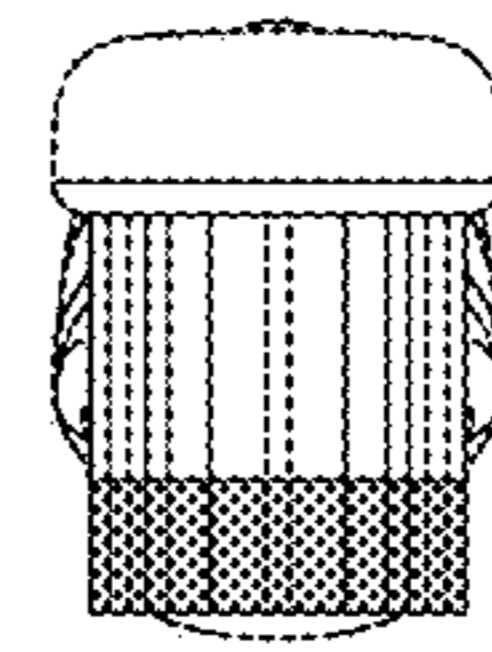


FIG. 20

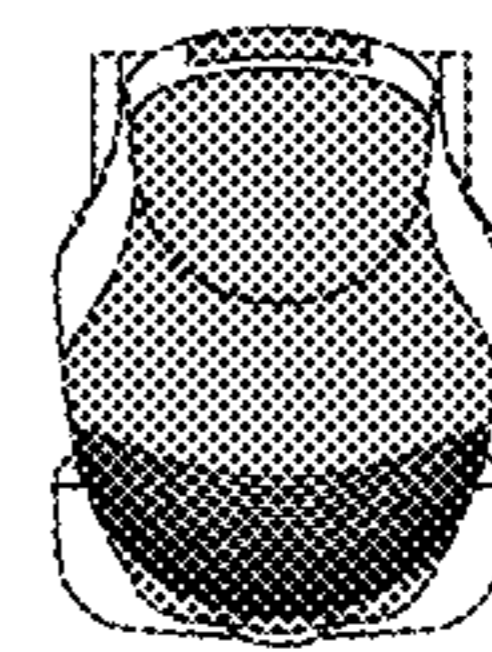


FIG. 21

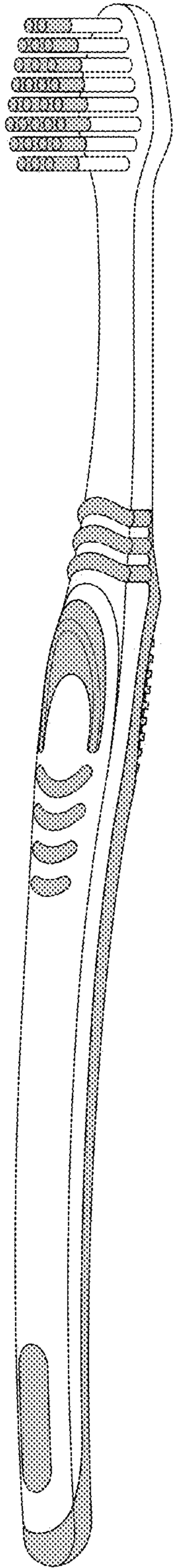


FIG. 22

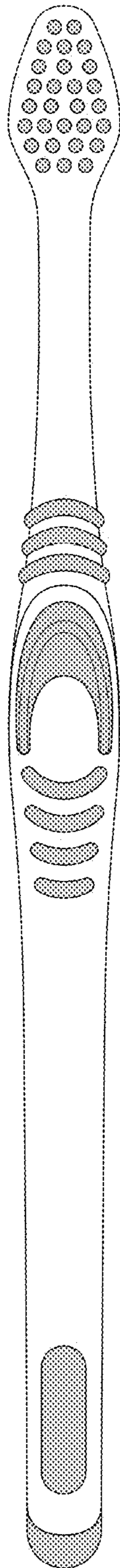


FIG. 23

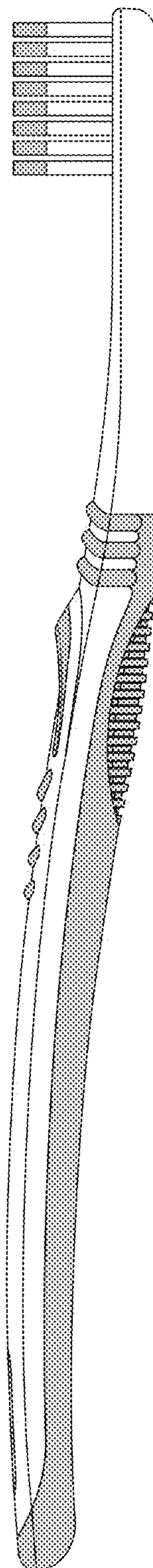


FIG. 24

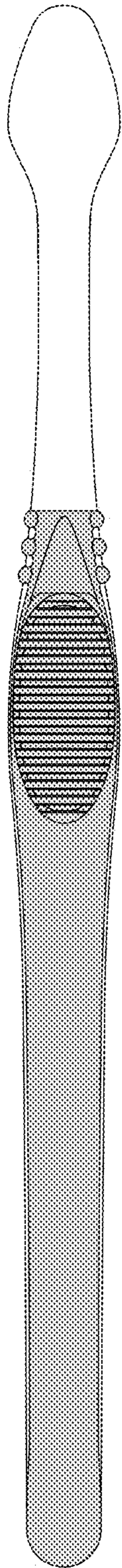


FIG. 25

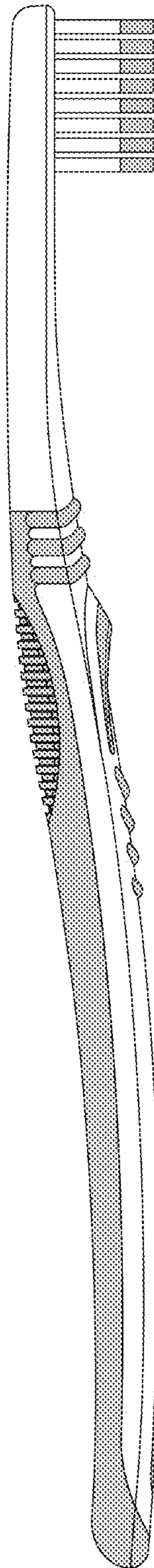


FIG. 26

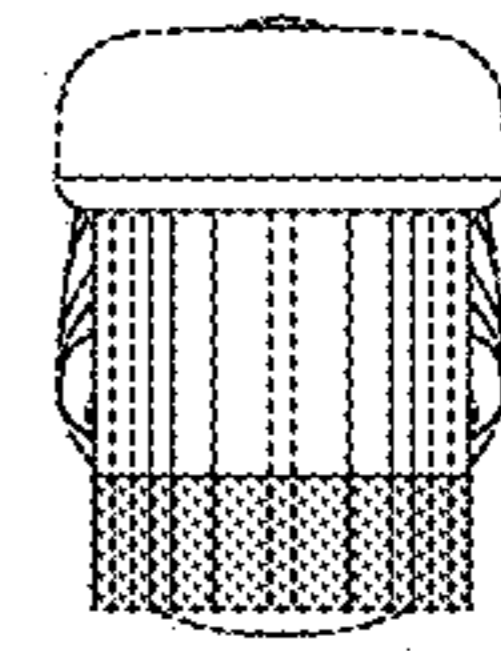


FIG. 27

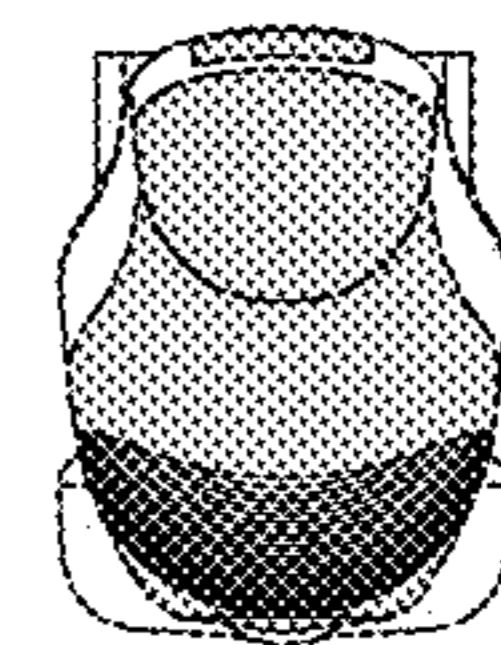


FIG. 28

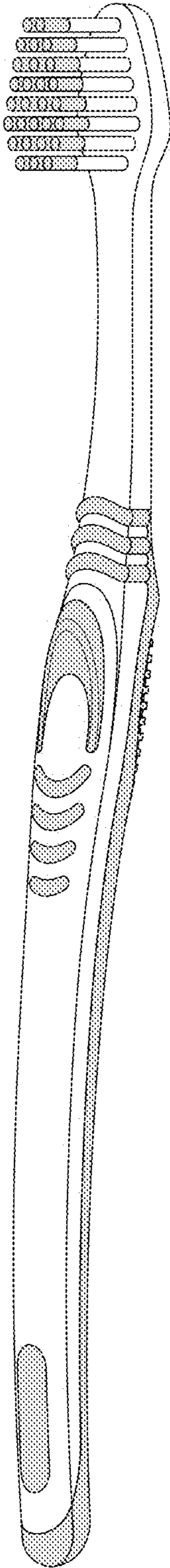


FIG. 29

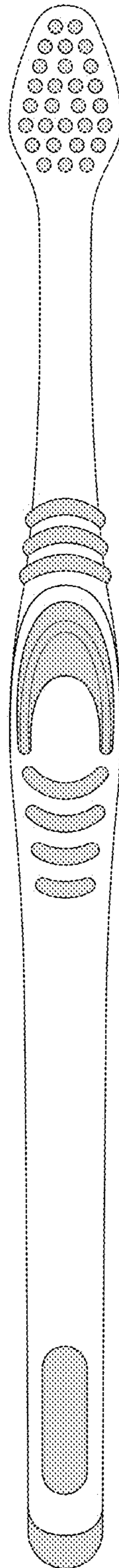


FIG. 30

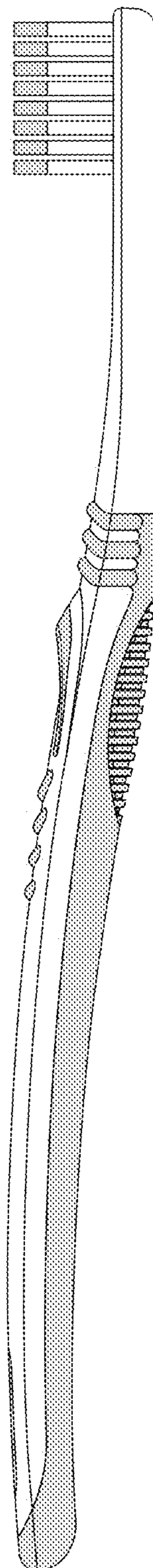


FIG. 31

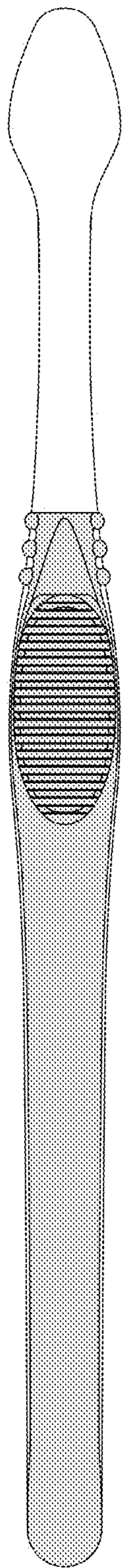


FIG. 32

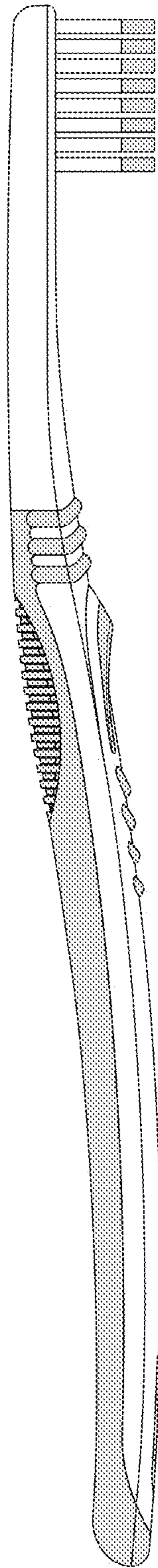


FIG. 33

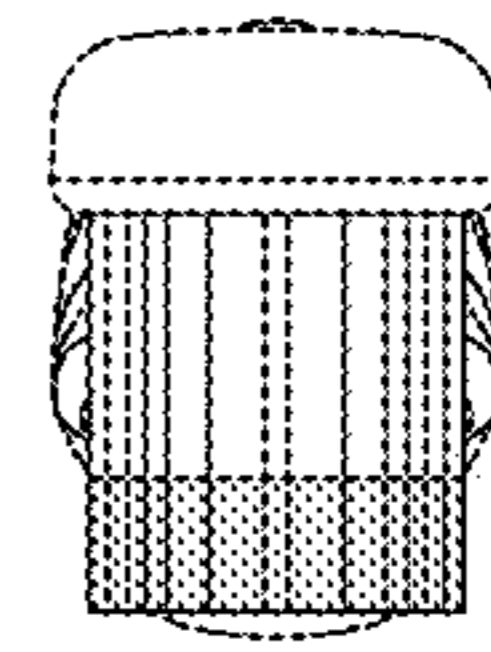


FIG. 34

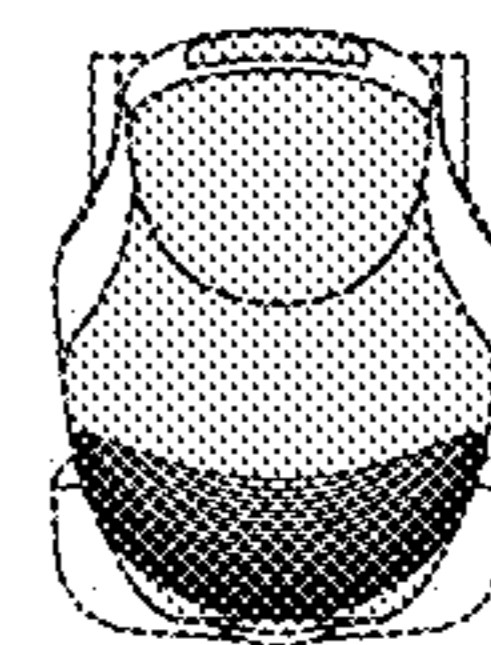


FIG. 35