

US00D798056S

(12) **United States Design Patent** (10) **Patent No.:** **US D798,056 S**  
**Aylward** (45) **Date of Patent:** **\*\* Sep. 26, 2017**

(54) **CART BASKET**

(71) Applicant: **Victoria Aylward**, Normandy Park, WA (US)

(72) Inventor: **Victoria Aylward**, Normandy Park, WA (US)

(\*\*) Term: **15 Years**

(21) Appl. No.: **29/571,337**

(22) Filed: **Jul. 18, 2016**

(51) **LOC (10) Cl.** ..... **03-01**

(52) **U.S. Cl.**  
USPC ..... **D3/307**

(58) **Field of Classification Search**  
USPC ..... D3/304, 307, 308, 314, 315, 328;  
D6/672, 673, 675, 678  
CPC ..... B65D 1/00; B65D 11/20; B65D 2581/00;  
B65D 71/0003  
See application file for complete search history.

(56) **References Cited**

**U.S. PATENT DOCUMENTS**

- 5,012,966 A 5/1991 Turner et al.
- 5,129,615 A \* 7/1992 Strauss ..... B60R 7/12  
206/564
- D335,232 S \* 5/1993 Whitlock ..... D6/525
- D365,232 S \* 12/1995 Briault ..... D11/156
- 5,494,308 A 2/1996 Southerland
- D377,876 S \* 2/1997 Hatala ..... D6/513
- D420,798 S \* 2/2000 Belokin ..... D3/201
- D451,054 S 11/2001 Thom et al.
- 6,450,513 B1 9/2002 Bernstein
- 6,565,102 B2 5/2003 Buckley, III

- D481,894 S \* 11/2003 Hunt ..... D6/525
- D509,063 S \* 9/2005 Giampavolo ..... D3/314
- D537,251 S \* 2/2007 Musgrove ..... D3/201
- D547,235 S \* 7/2007 Stanton ..... D11/156
- D584,056 S \* 1/2009 Ghiorghie ..... D3/304
- 7,475,886 B2 1/2009 Otterlee et al.
- D594,230 S \* 6/2009 Barkdoll ..... D3/304
- D600,017 S \* 9/2009 Christie ..... D3/304
- D636,198 S \* 4/2011 Gibbs ..... D6/513
- D639,092 S \* 6/2011 Lundy ..... D6/513
- D658,417 S \* 5/2012 Kusmer ..... D6/567
- D734,610 S \* 7/2015 Christie ..... D3/304
- D735,996 S \* 8/2015 Fath ..... D3/305
- D783,286 S \* 4/2017 Silverman ..... D3/304
- 2006/0049591 A1 3/2006 Pennell

**FOREIGN PATENT DOCUMENTS**

NO WO2012082595 6/2012

\* cited by examiner

*Primary Examiner* — Kelley Donnelly

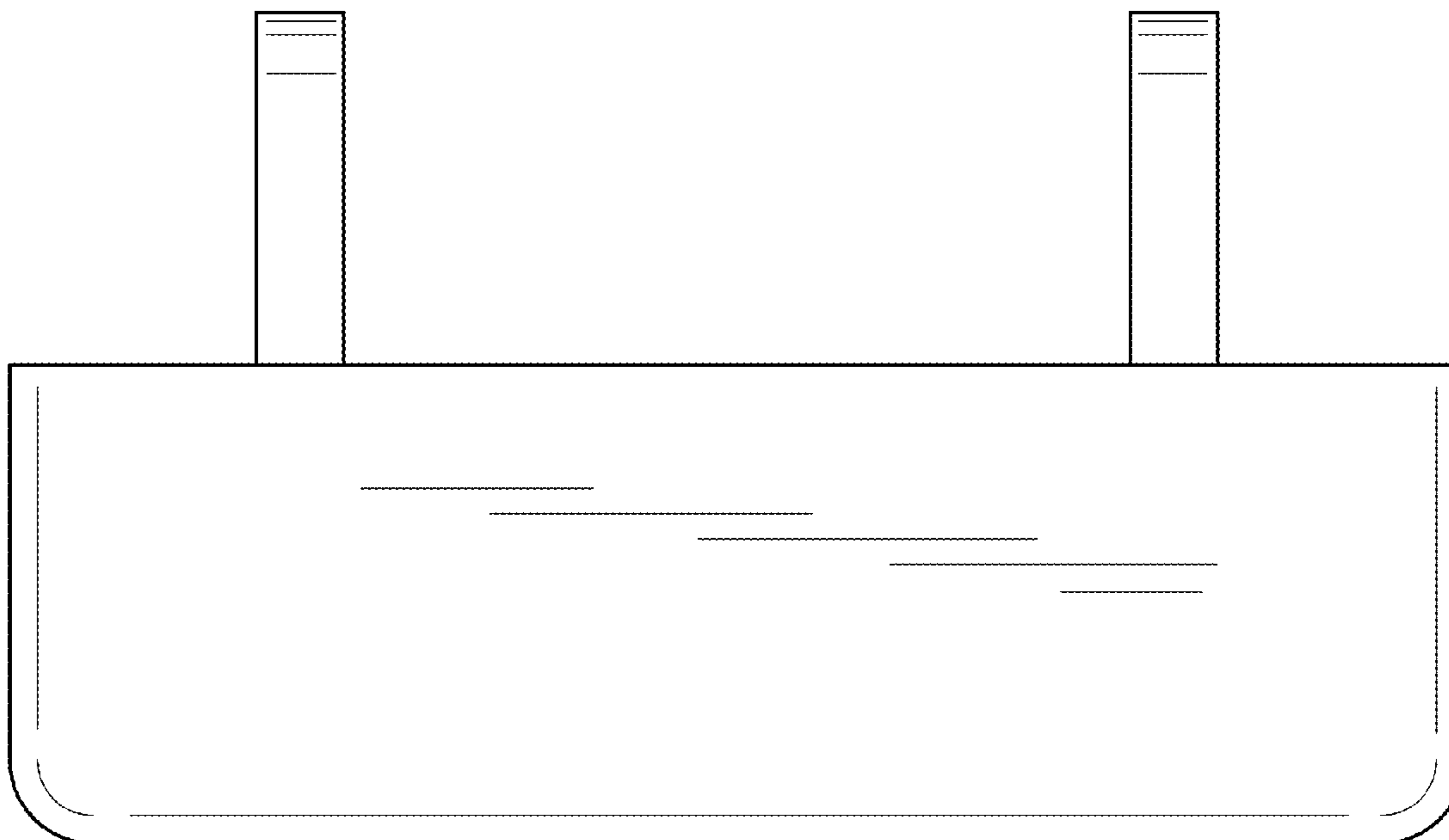
(57) **CLAIM**

The ornamental design for a cart basket, as shown and described.

**DESCRIPTION**

FIG. 1 is a front view of a cart basket showing my new design;  
FIG. 2 is a rear view of the cart basket;  
FIG. 3 is a left side view of the cart basket, a right side view being a mirror image thereof;  
FIG. 4 is a top view of the cart basket;  
FIG. 5 is a bottom view of the cart basket; and,  
FIG. 6 is a top front side perspective view of the cart basket.

**1 Claim, 6 Drawing Sheets**



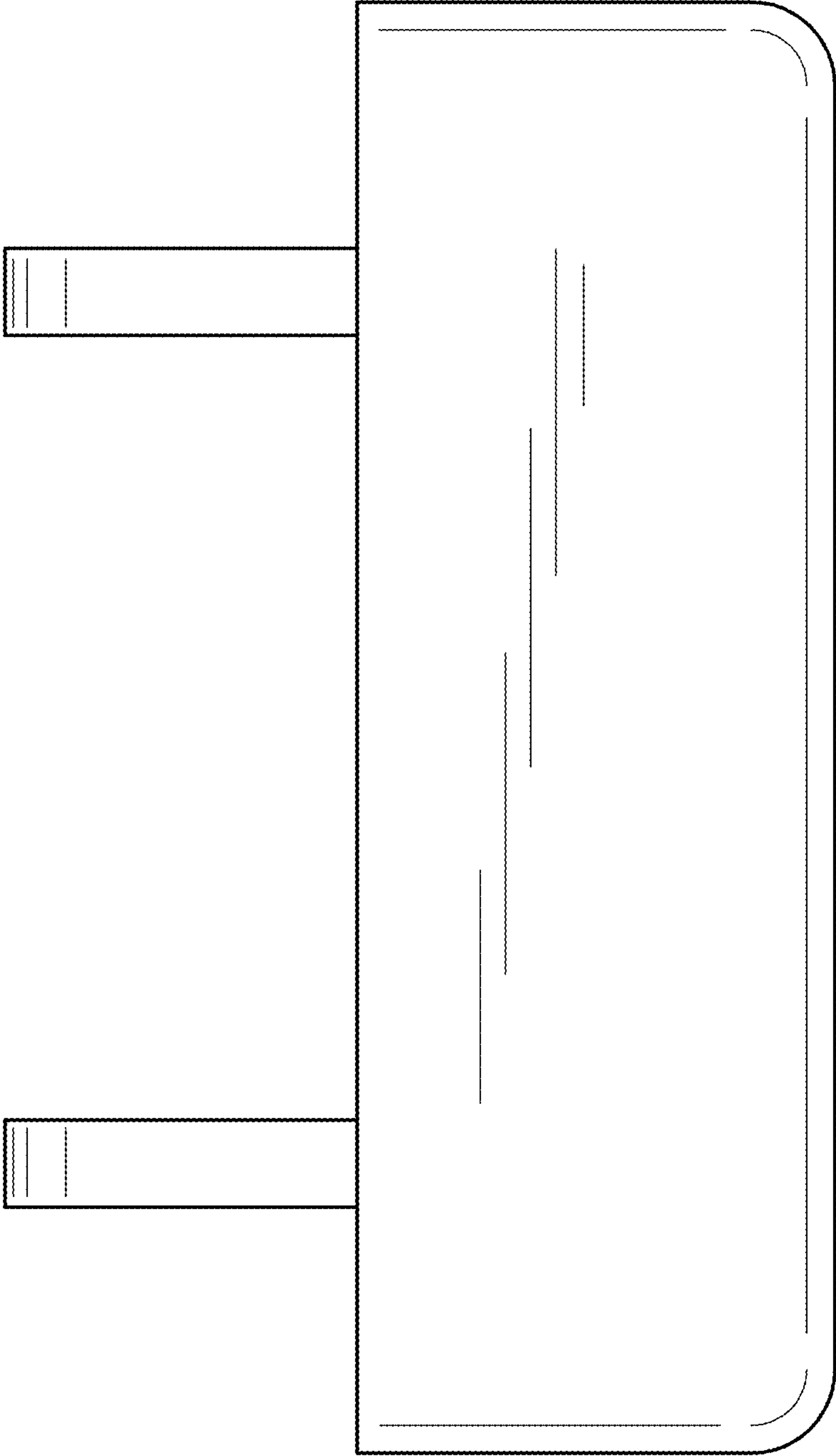


FIG. 1

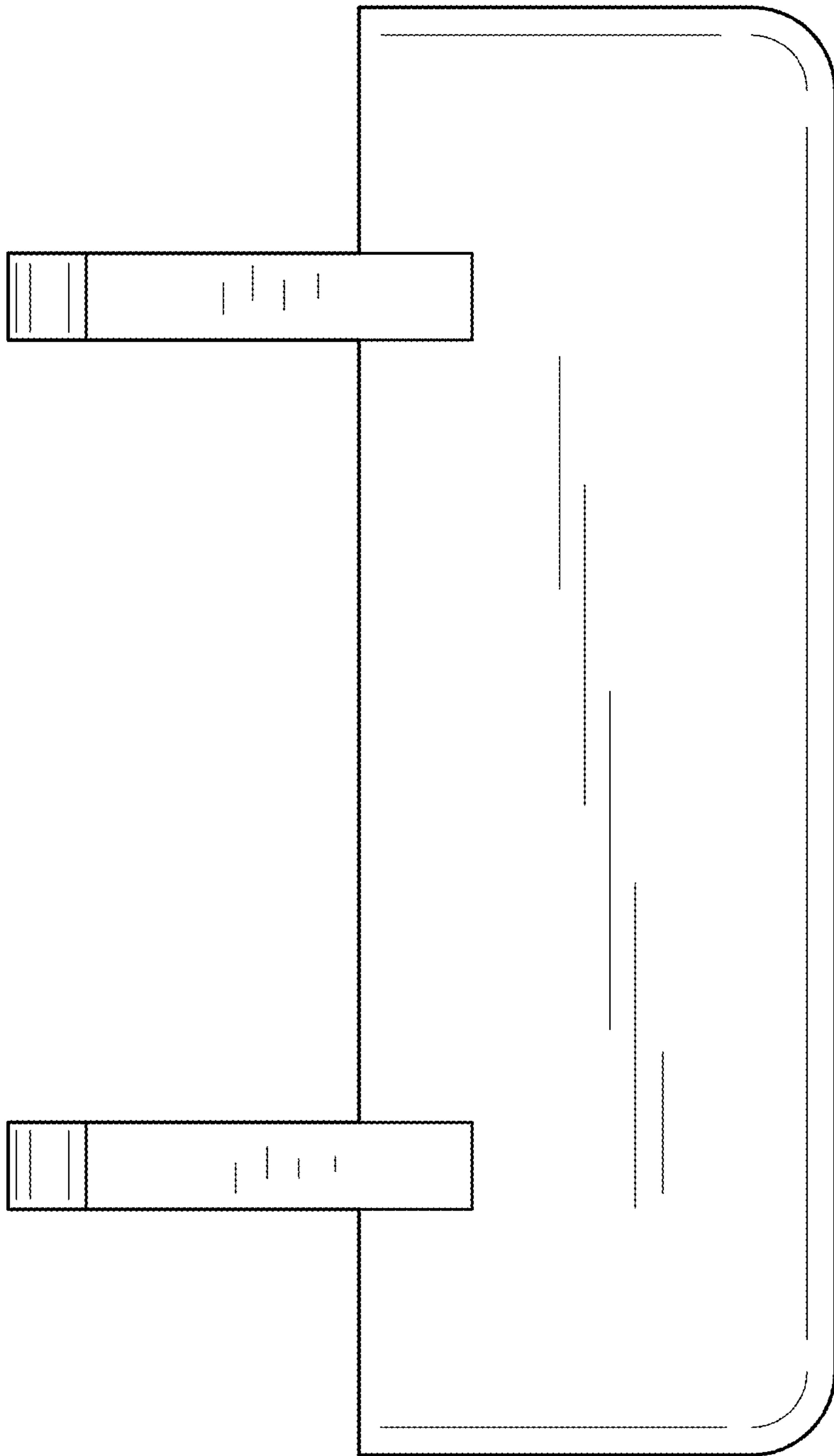


FIG. 2

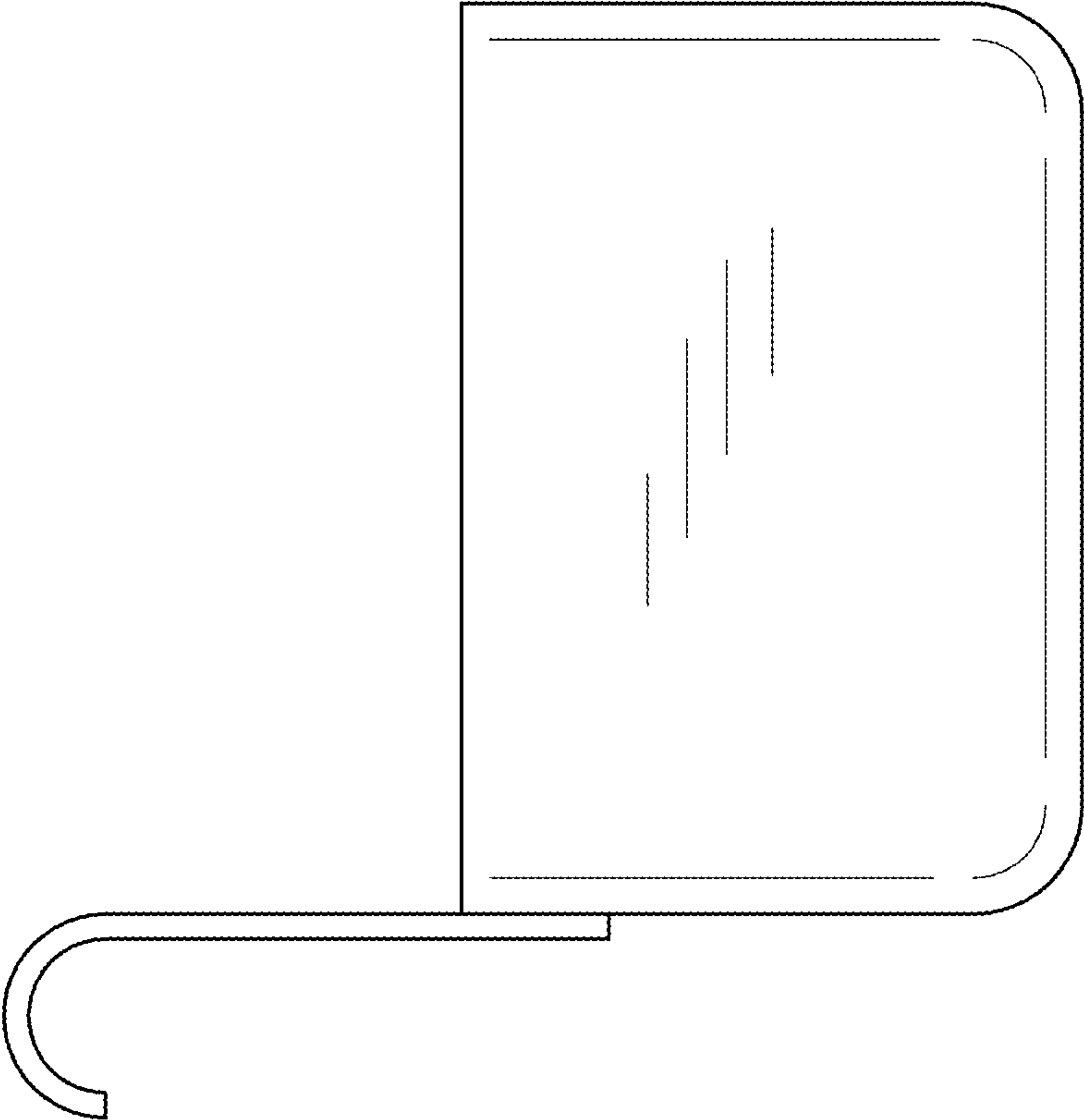


FIG. 3

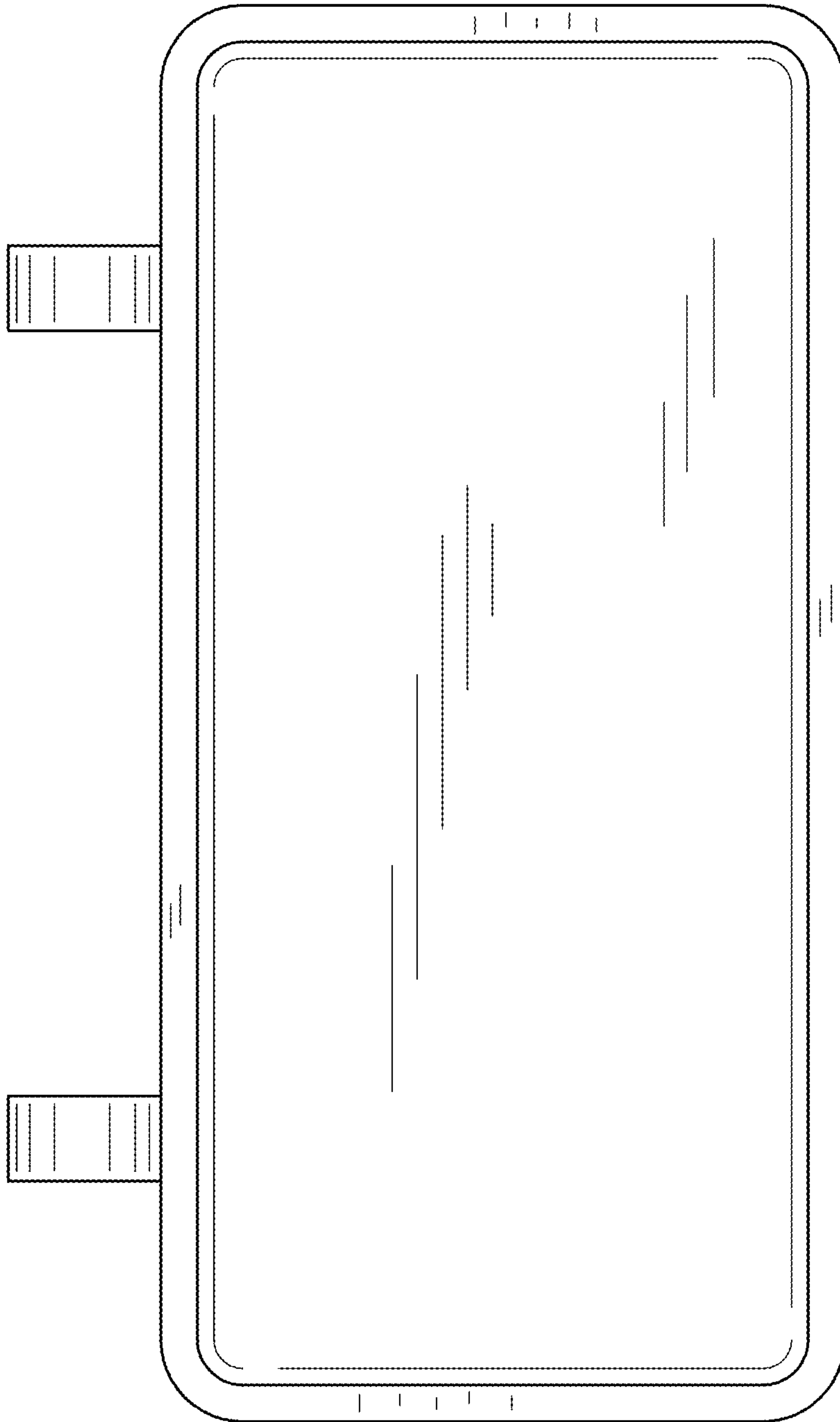


FIG. 4

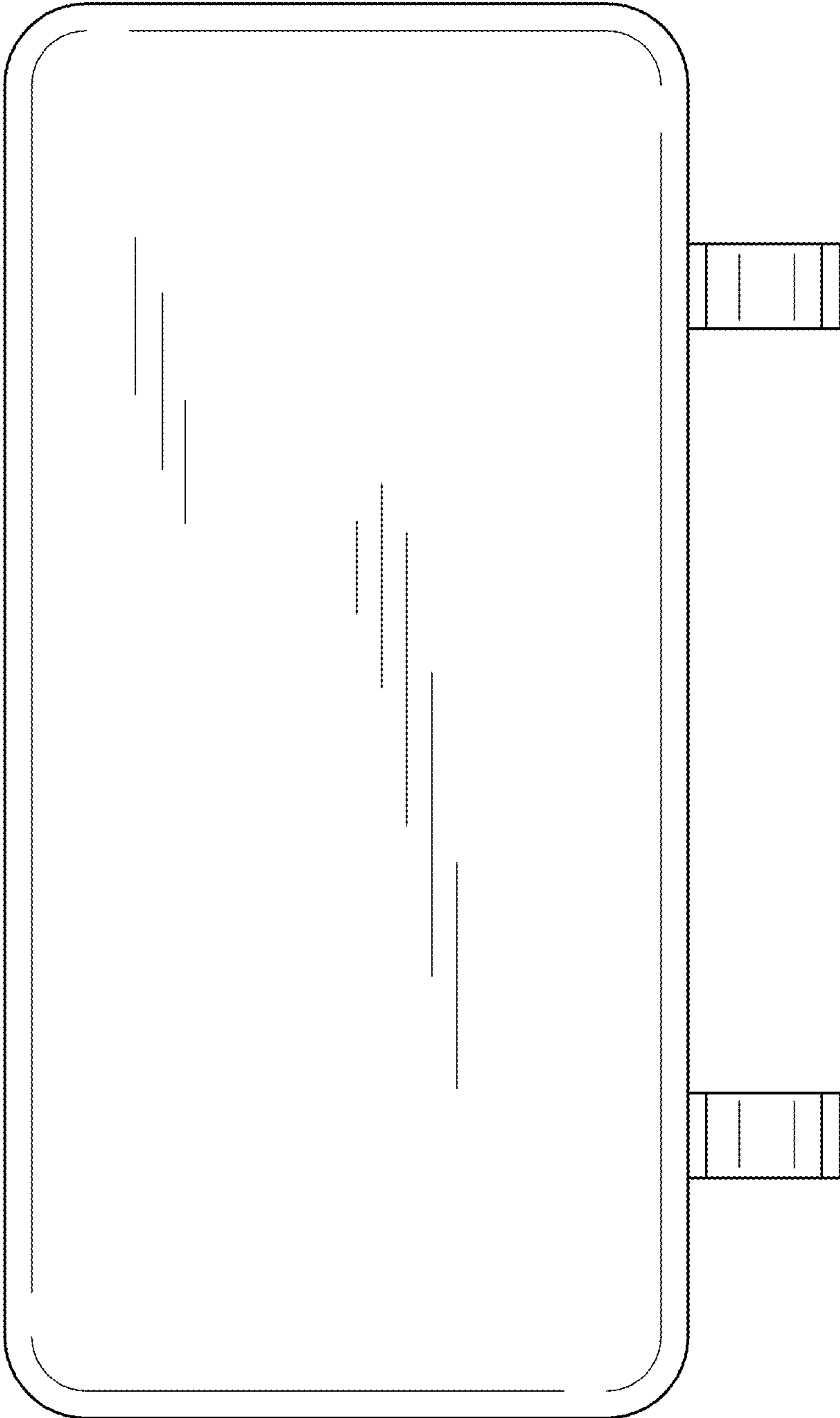


FIG. 5

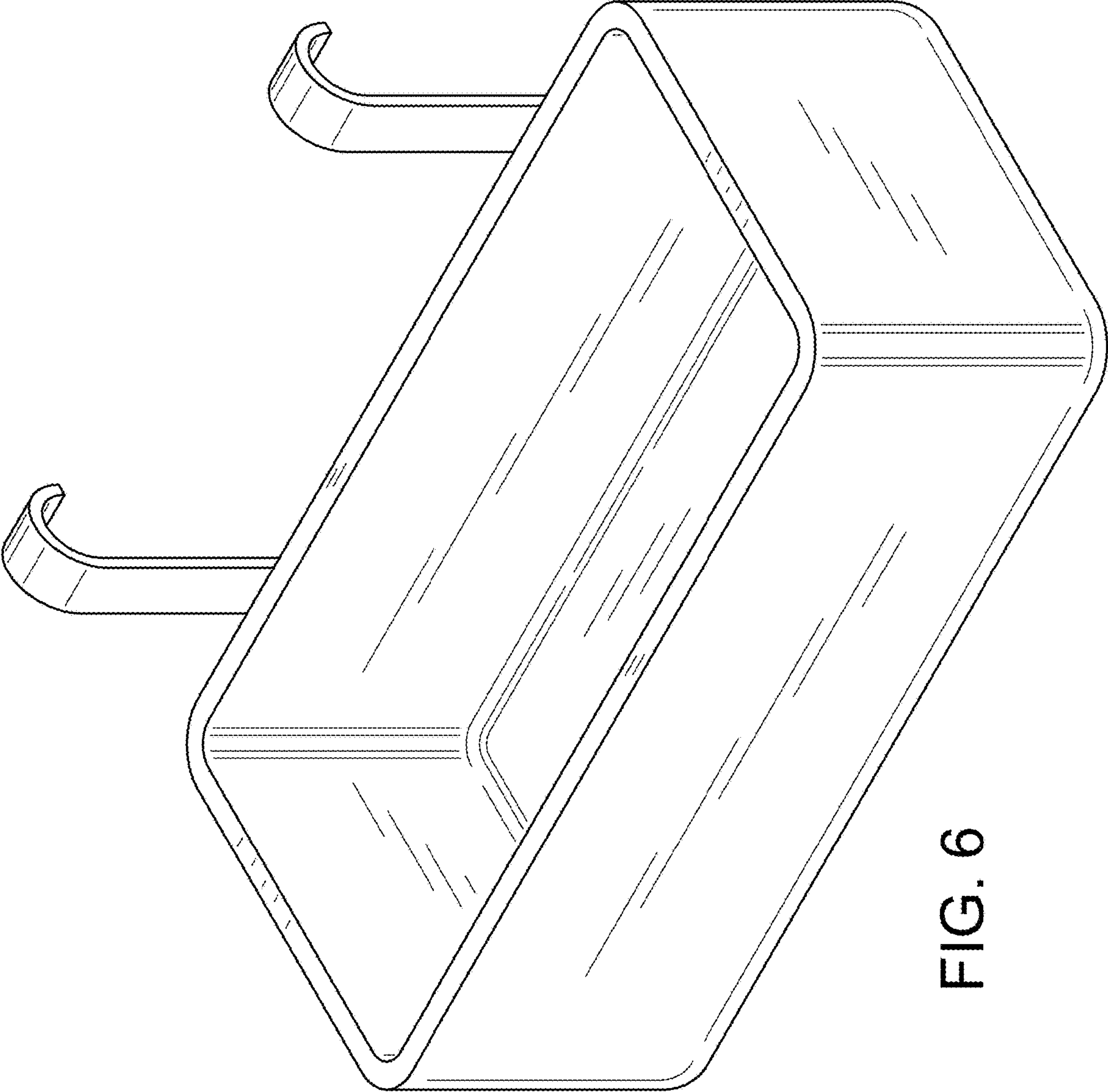


FIG. 6