



US00D798049S

(12) **United States Design Patent**
Hawkes

(10) **Patent No.:** **US D798,049 S**

(45) **Date of Patent:** **** Sep. 26, 2017**

(54) **HANDBAG**

(71) Applicant: **LOUIS VUITTON MALLETIER,**
Paris (FR)

(72) Inventor: **Erin Hawkes,** Paris (FR)

(73) Assignee: **LOUIS VUITTON MALLETIER,**
Paris (FR)

(**) Term: **15 Years**

(21) Appl. No.: **29/563,854**

(22) Filed: **May 9, 2016**

(30) **Foreign Application Priority Data**

Feb. 23, 2016 (EM) 002999177-0001

(51) **LOC (10) Cl.** **03-01**

(52) **U.S. Cl.**
USPC **D3/243**

(58) **Field of Classification Search**
USPC D3/232-233, 240-243, 245-246
CPC A45C 1/024; A45C 3/08
See application file for complete search history.

(56) **References Cited**

U.S. PATENT DOCUMENTS

D263,649 S * 4/1982 Schimmel D3/243
D679,494 S * 4/2013 Dolce D3/243

D688,450 S * 8/2013 Philo D3/243
D726,410 S * 4/2015 Fusi D3/243
D728,225 S * 5/2015 McNamara D3/243
D761,015 S * 7/2016 Nair D3/243

* cited by examiner

Primary Examiner — Holly Baynham

(74) *Attorney, Agent, or Firm* — Finnegan, Henderson,
Farabow, Garrett & Dunner, LLP

(57) **CLAIM**

The ornamental design for a handbag, as shown and described.

DESCRIPTION

FIG. 1 is a top, front, right perspective view of a handbag showing my new design;
FIG. 2 is a front elevation view thereof;
FIG. 3 is rear elevation view thereof;
FIG. 4 is a top plan view thereof;
FIG. 5 is a bottom plan view thereof;
FIG. 6 is a left elevation view thereof; and,
FIG. 7 is a right elevation view thereof.
The broken lines shown in the drawings represent stitching and form part of the claimed design.
The dot-dash lines illustrate the boundary of the claimed design and form no part thereof.

1 Claim, 7 Drawing Sheets





FIG. 1



FIG. 2



FIG. 3

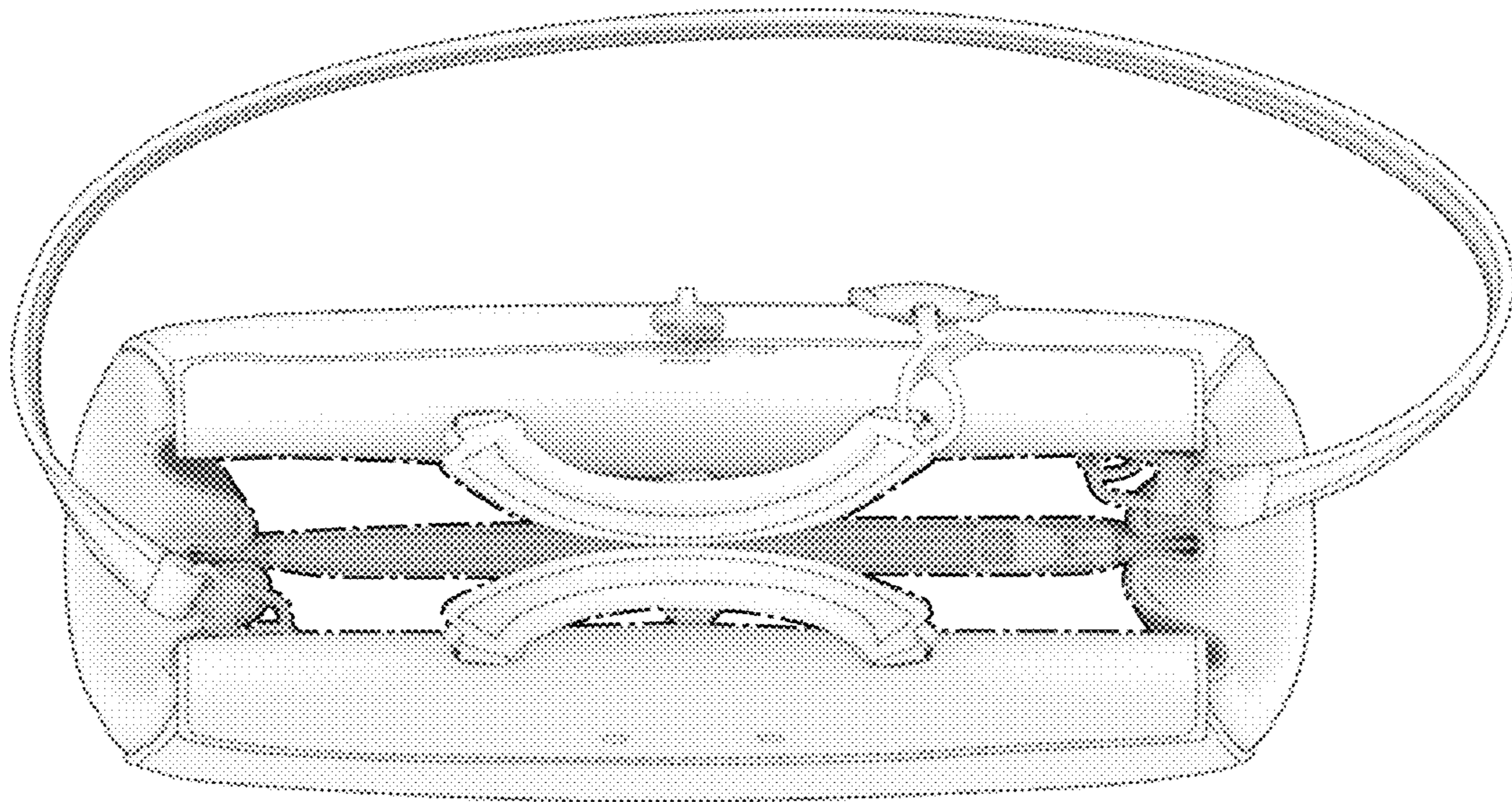


FIG. 4

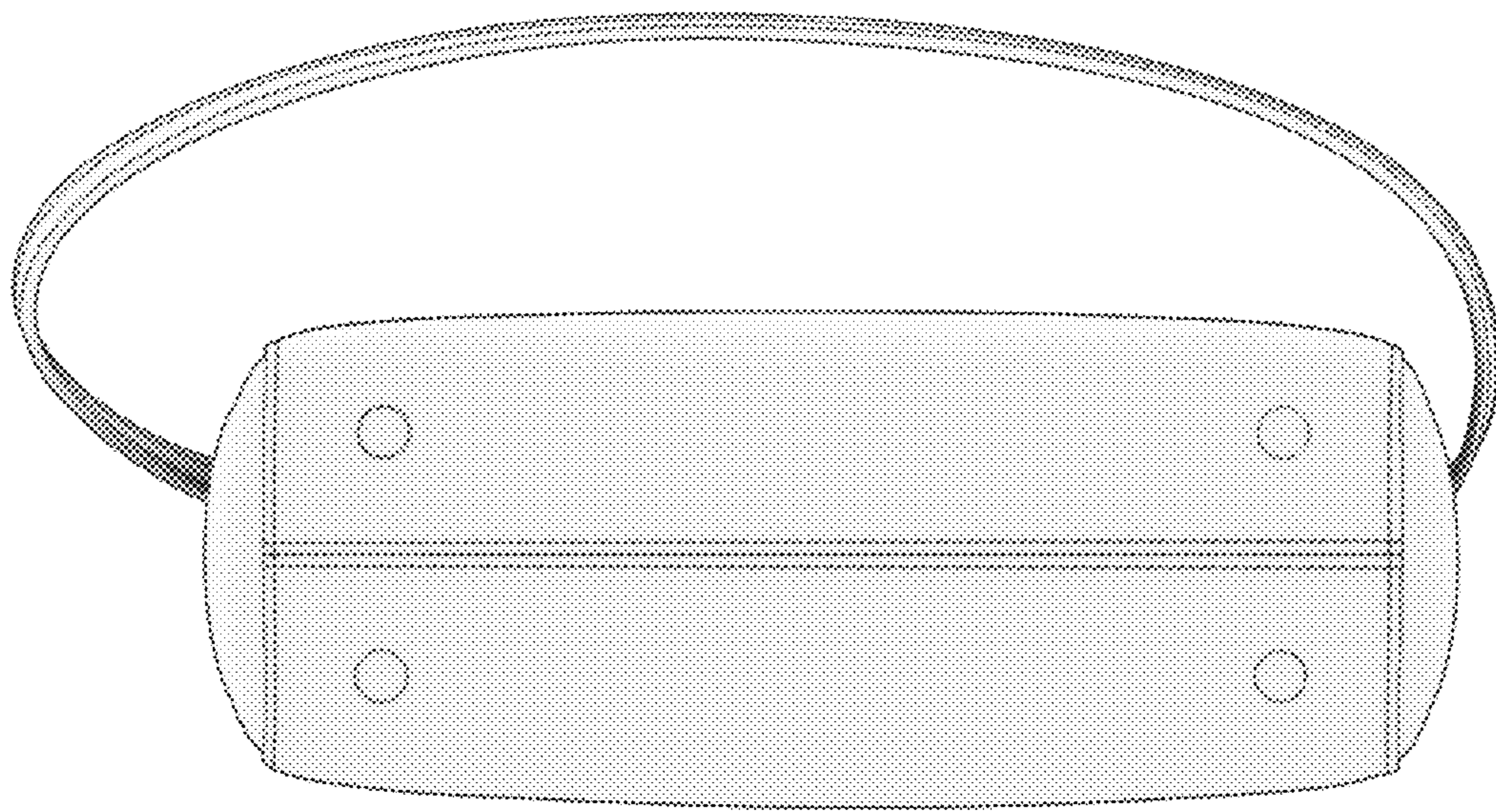


FIG. 5

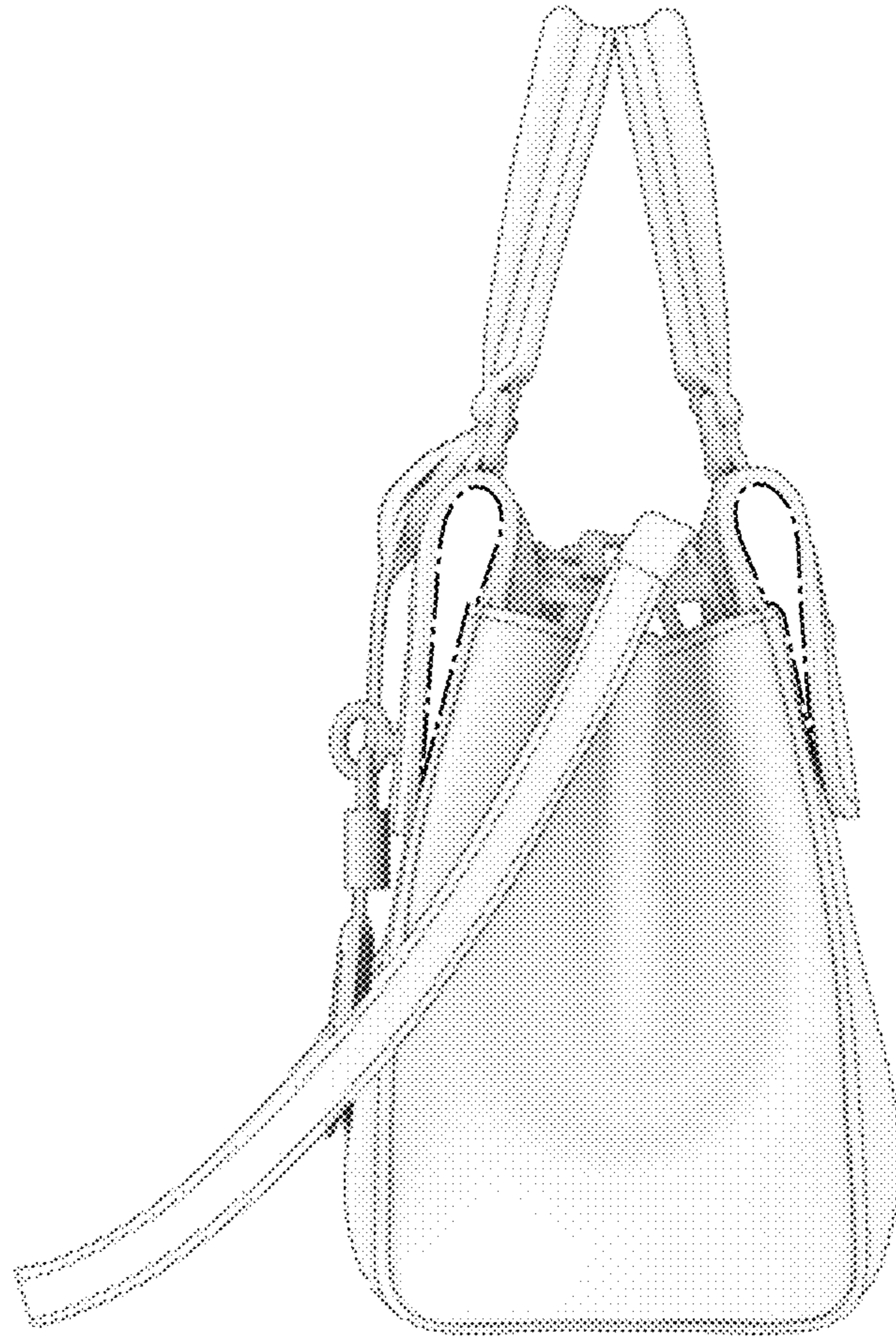


FIG. 6



FIG. 7