



US00D798041S

(12) **United States Design Patent** (10) **Patent No.:** **US D798,041 S**
Grewe (45) **Date of Patent:** **** Sep. 26, 2017**

(54) **KEY HOLDER**
(71) Applicant: **Raymond Grewe**, Baltimore, MD (US)
(72) Inventor: **Raymond Grewe**, Baltimore, MD (US)
(**) Term: **15 Years**
(21) Appl. No.: **29/550,213**
(22) Filed: **Dec. 31, 2015**
(51) **LOC (10) Cl.** **03-01**
(52) **U.S. Cl.**
USPC **D3/207**
(58) **Field of Classification Search**
USPC D11/1-2, 14, 26-29, 89-92, 44, 48, 81,
D11/99; 63/26-28, 32; D3/207-212;
D8/16, 38, 347, 348; 70/456 B, 457, 458,
70/456 R; 206/37.1, 37; D14/434, 435,
D14/435.1, 436, 439, 480.3, 480.1, 480.5,
D14/480.7; D24/174, 173, 480.3
CPC A45C 11/32; A47G 29/10; A44B 15/00
See application file for complete search history.

(56) **References Cited**
U.S. PATENT DOCUMENTS
2,287,521 A 2/1941 Handley
2,764,202 A 9/1956 Jackson
2,822,684 A 2/1958 Ray
3,606,777 A * 9/1971 Watson A45C 11/324
70/456 R

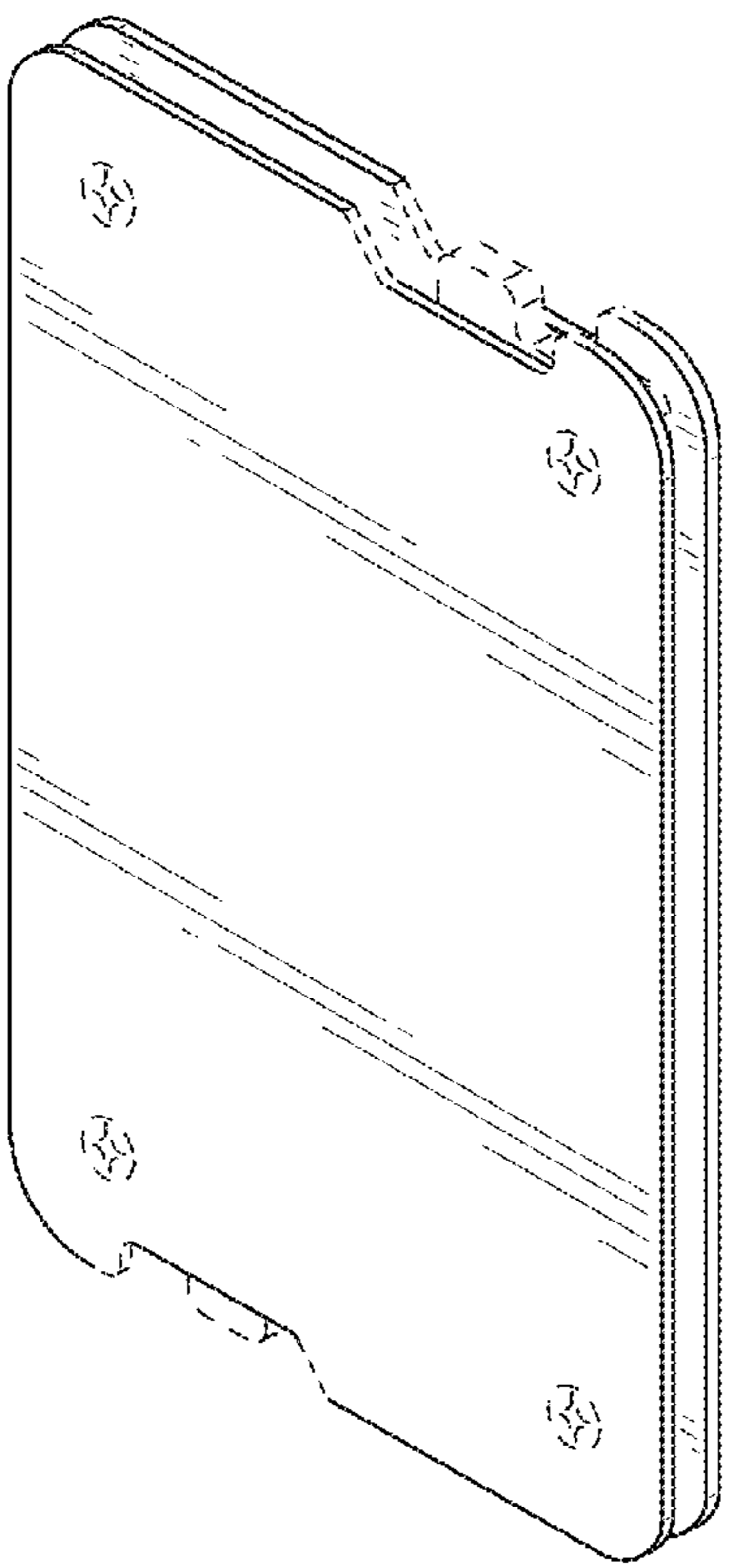
D295,920 S * 5/1988 Osofsky D3/207
4,959,983 A * 10/1990 Hsu A45C 11/326
70/408
D315,641 S * 3/1991 Semeniuk D3/207
5,392,622 A 2/1995 O'Donnell
D359,390 S * 6/1995 Friend D3/207
D364,502 S * 11/1995 Howard D3/207
D443,410 S * 6/2001 Soejanto D3/212
D528,289 S * 9/2006 Howard D3/212
D674,182 S * 1/2013 Copeland D3/208

* cited by examiner
Primary Examiner — Ralf Seifert
(74) *Attorney, Agent, or Firm* — Sheridan Ross P.C.

(57) **CLAIM**
The ornamental design for a key holder, as shown and described.

DESCRIPTION
FIG. 1 is a perspective view of the key holder;
FIG. 2 is a front elevation view thereof;
FIG. 3 is a rear elevation view thereof;
FIG. 4 is a right elevation view thereof;
FIG. 5 is a left elevation view thereof;
FIG. 6 is a top plan view thereof; and,
FIG. 7 is a bottom plan view thereof.
The broken line showing of a selectively deployable key are included for the purpose of illustrating environment and form no part of the claimed design.

1 Claim, 5 Drawing Sheets



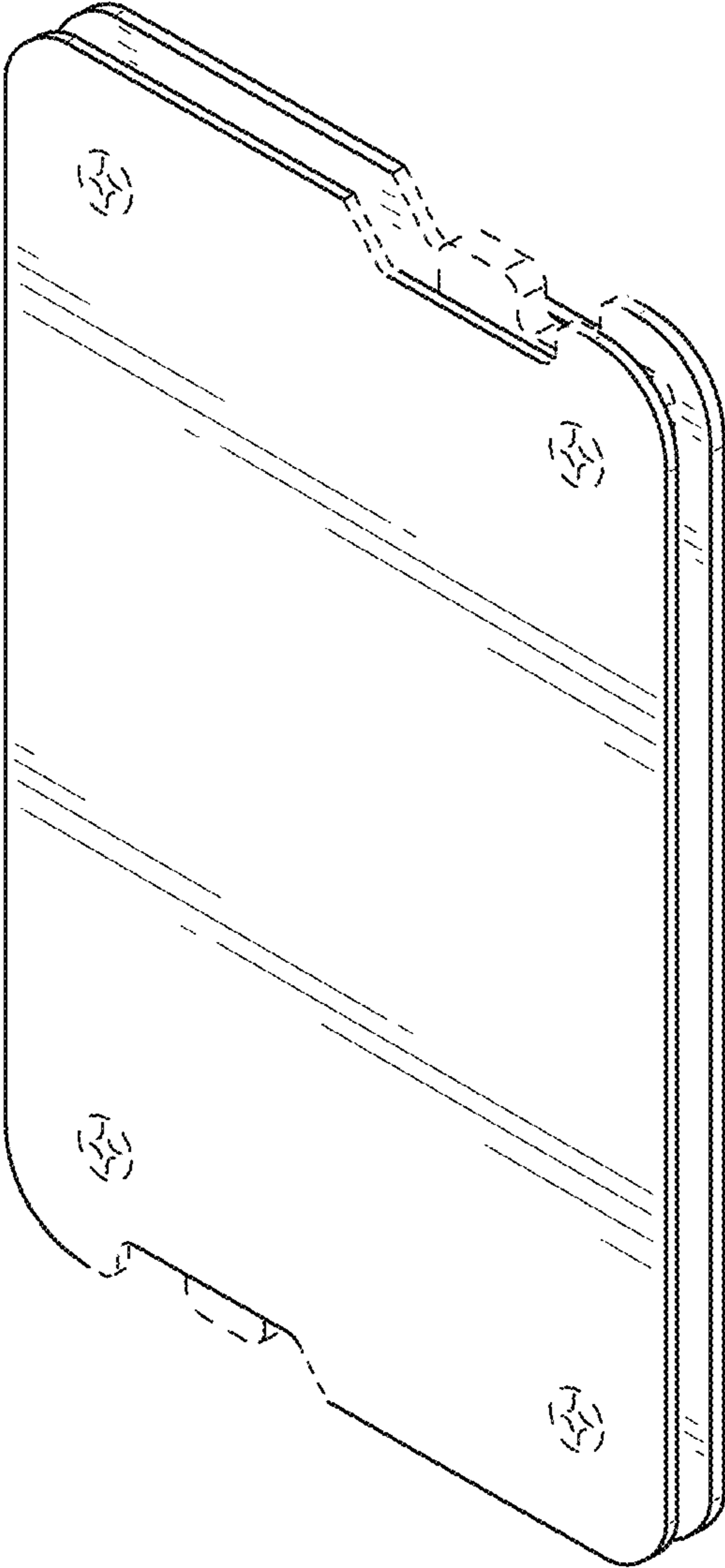


FIG.1

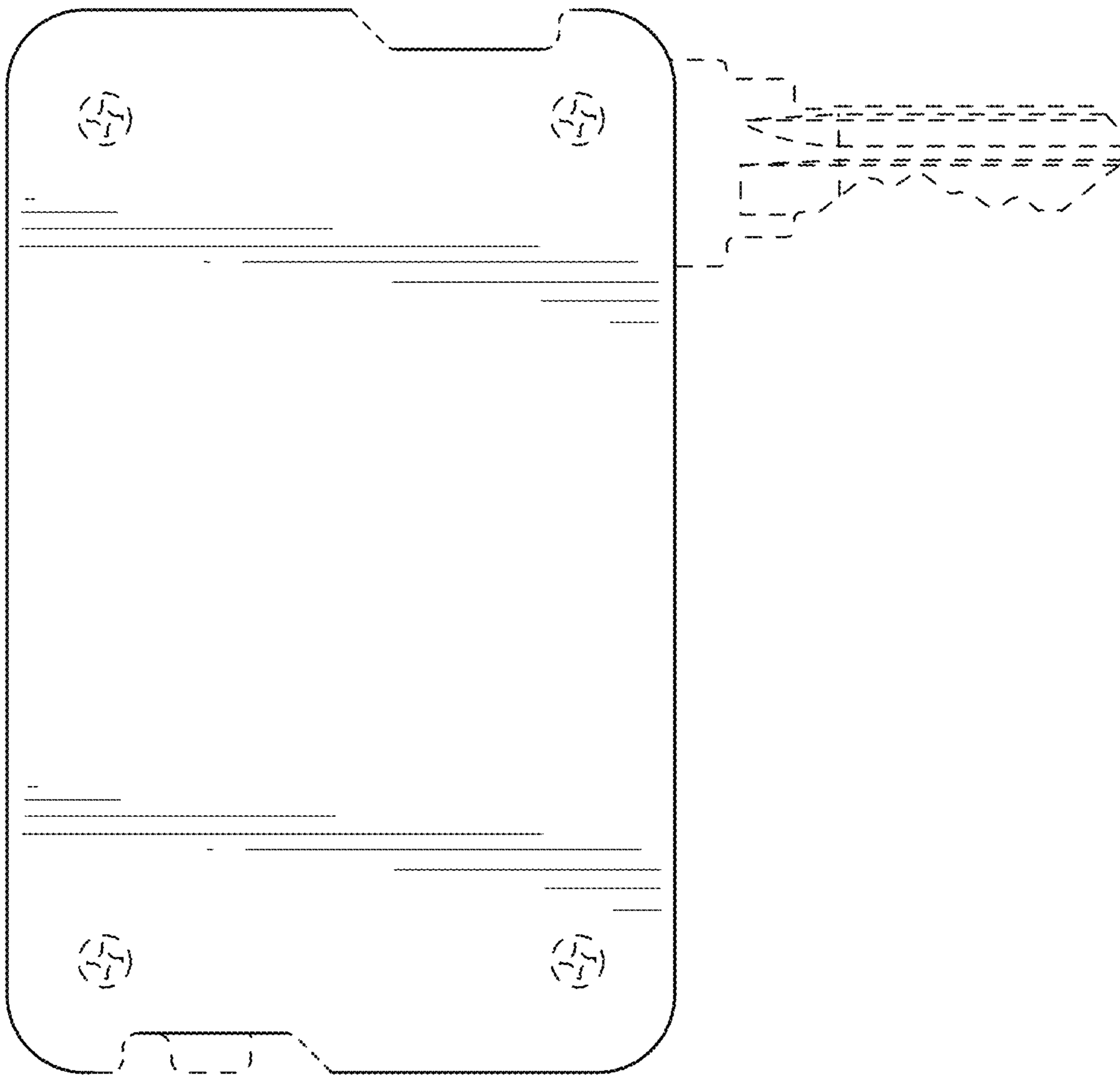


FIG. 2




FIG.3



FIG.4

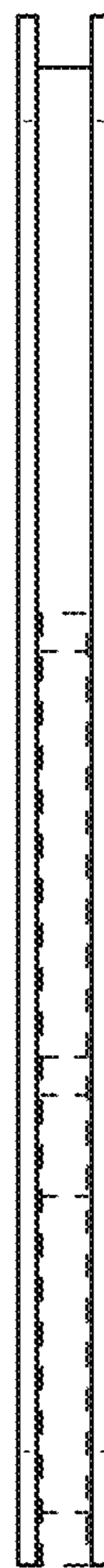


FIG.5




FIG. 6




FIG. 7