

US00D798039S

(12) **United States Design Patent**  
**Papenfuss**

(10) **Patent No.:** **US D798,039 S**

(45) **Date of Patent:** **\*\* Sep. 26, 2017**

- (54) **ERGONOMIC THIMBLE**
- (71) Applicant: **Prym Consumer USA, Inc.**,  
Spartanburg, SC (US)
- (72) Inventor: **Andreas Papenfuss**, Weimar-Thuringia  
(DE)
- (73) Assignee: **Prym Consumer USA, Inc.**,  
Spartanburg, SC (US)
- (\*\*) Term: **15 Years**
- (21) Appl. No.: **29/548,233**
- (22) Filed: **Dec. 11, 2015**
- (51) **LOC (10) Cl.** ..... **03-01**
- (52) **U.S. Cl.**  
USPC ..... **D3/29**
- (58) **Field of Classification Search**  
USPC ..... D3/18, 28, 29  
CPC ..... D05B 91/04; A41D 13/087; A61F 13/105  
See application file for complete search history.

(56) **References Cited**

U.S. PATENT DOCUMENTS

1,355,298	A *	10/1920	Bauman	.....	D05B 91/04 87/52
1,512,943	A *	10/1924	Martineau	.....	D05B 91/04 30/162
1,585,936	A *	5/1926	Olevin	.....	D05B 91/04 7/121
1,761,356	A *	6/1930	McNamara	.....	A61F 13/105 2/21
2,039,505	A *	5/1936	Vollmer	.....	A61F 13/105 2/21
2,113,994	A	9/1936	Odom		
2,281,391	A *	4/1942	Stratton	.....	D05B 91/04 7/121
2,588,528	A *	3/1952	Howser	.....	D05B 91/04 223/101

2,953,286	A *	9/1960	Fowler	.....	D05B 91/04 223/101
3,531,029	A *	9/1970	Lee	.....	D05B 91/04 223/101
4,102,480	A *	7/1978	O'Beirne-Ranelagh	.....	D05B 91/04 223/101
4,127,222	A *	11/1978	Adams	.....	D05B 91/04 2/21
4,149,661	A *	4/1979	Curtiss	.....	D05B 91/04 223/101
4,239,134	A *	12/1980	Joy	.....	D05B 91/04 223/101
D258,174	S *	2/1981	Shane	.....	D3/29
D270,966	S *	10/1983	Lynn	.....	D3/29
D277,998	S *	3/1985	Van Noy	.....	223/101
D305,956	S *	2/1990	McCroskey	.....	2/21

(Continued)

*Primary Examiner* — John Windmuller  
*Assistant Examiner* — Steven Czyz  
 (74) *Attorney, Agent, or Firm* — Timothy J. Monahan;  
 Monahan & Company, LLC

(57) **CLAIM**

The ornamental design for an ergonomic thimble, as shown and described.

**DESCRIPTION**

FIG. 1 is a right side view of an ergonomic thimble.  
 FIG. 2 is a view of the underside of the ergonomic thimble.  
 FIG. 3 is a view of the top of the ergonomic thimble.  
 FIG. 4 is a view of the top and right side of the ergonomic thimble.  
 FIG. 5 is a view of the underside and left side of the ergonomic thimble; and,  
 FIG. 6 is a view of the back and right side of the ergonomic thimble.  
 The text "Prym" forming part of the claimed design is a registered trademark of Prym Consumer USA, Inc.

**1 Claim, 3 Drawing Sheets**











*Figure 1*




*Figure 2*



*Figure 3*



*Figure 4*





*Figure 5*



*Figure 6*

