



US00D798029S

(12) **United States Design Patent**
Edmiston

(10) **Patent No.:** **US D798,029 S**

(45) **Date of Patent:** **** Sep. 26, 2017**

(54) **JACKET**

(71) Applicant: **NTA Enterprise, Inc.**, Pittsburgh, PA (US)

(72) Inventor: **Rachael Edmiston**, Moon Township, PA (US)

(73) Assignee: **NTA Enterprise, Inc.**, Pittsburgh, PA (US)

(**) Term: **14 Years**

(21) Appl. No.: **29/521,635**

(22) Filed: **Mar. 25, 2015**

Related U.S. Application Data

(63) Continuation-in-part of application No. 29/446,879, filed on Feb. 28, 2013, now abandoned.

(51) **LOC (10) Cl.** **02-02**

(52) **U.S. Cl.**
USPC **D2/839**

(58) **Field of Classification Search**
USPC D2/610, 614, 615, 616, 617, 618, 619, D2/620, 621, 622, 623, 728, 828, 836, D2/839, 840, 847; D3/226; D20/33; D21/807; D29/113, 114, 115, 116.2, D29/117.1, 117.2, 120.1, 123; D30/158; D32/40, 41, 42, 43; 2/161.1, 161.2, 2/161.3, 161.4, 161.5, 161.6, 161.7, 2/161.8, 917
CPC A41D 19/01523; A41D 19/01505; A41D 19/01517; A41D 19/01547; A41D 19/01552; A41D 19/01558; A41D 19/01564; A41D 19/01576; A41D 19/0006; A41D 19/0013; A41D 19/0017; A41D 19/002; A41D 19/0024; A41D 19/0044; A41D 13/08; A41D 19/0051; A41D 19/0058; A63B 71/146; A46B 5/04; A47L 13/18

See application file for complete search history.

(56) **References Cited**

U.S. PATENT DOCUMENTS

D19,166 S *	6/1889	Schwalbach, Jr.	D2/619
D36,685 S *	12/1903	Schmidt	D2/620
1,206,102 A *	11/1916	Gibson	A41D 19/00
			2/159
1,971,622 A *	8/1934	Quackenbush	A41D 3/02
			2/96
D106,019 S *	9/1937	Crandall	D2/618
D107,996 S *	1/1938	Higier	D2/618
D112,830 S *	1/1939	Straus	D2/618
2,451,758 A *	10/1948	Malm	A41D 19/0062
			2/168
D155,457 S *	10/1949	Sidnell	D29/117.2
D179,250 S *	11/1956	Higier	D2/620
2,873,450 A *	2/1959	Brodeur, Jr.	A41D 19/0055
			2/167

(Continued)

Primary Examiner — Karen E Eldridge Powers
(74) *Attorney, Agent, or Firm* — Blynn L. Shideler;
Krisanne Shideler; BLK Law Group

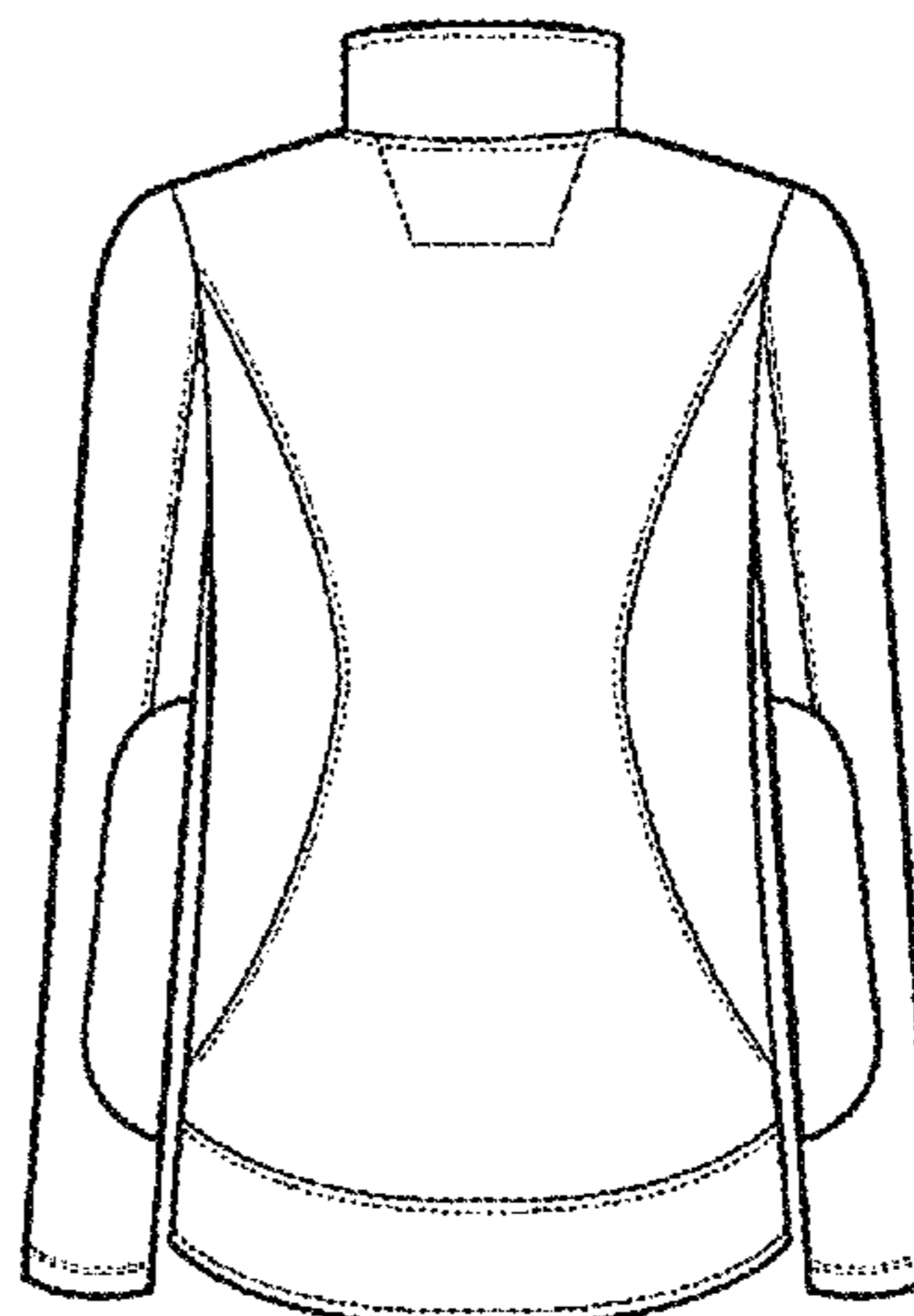
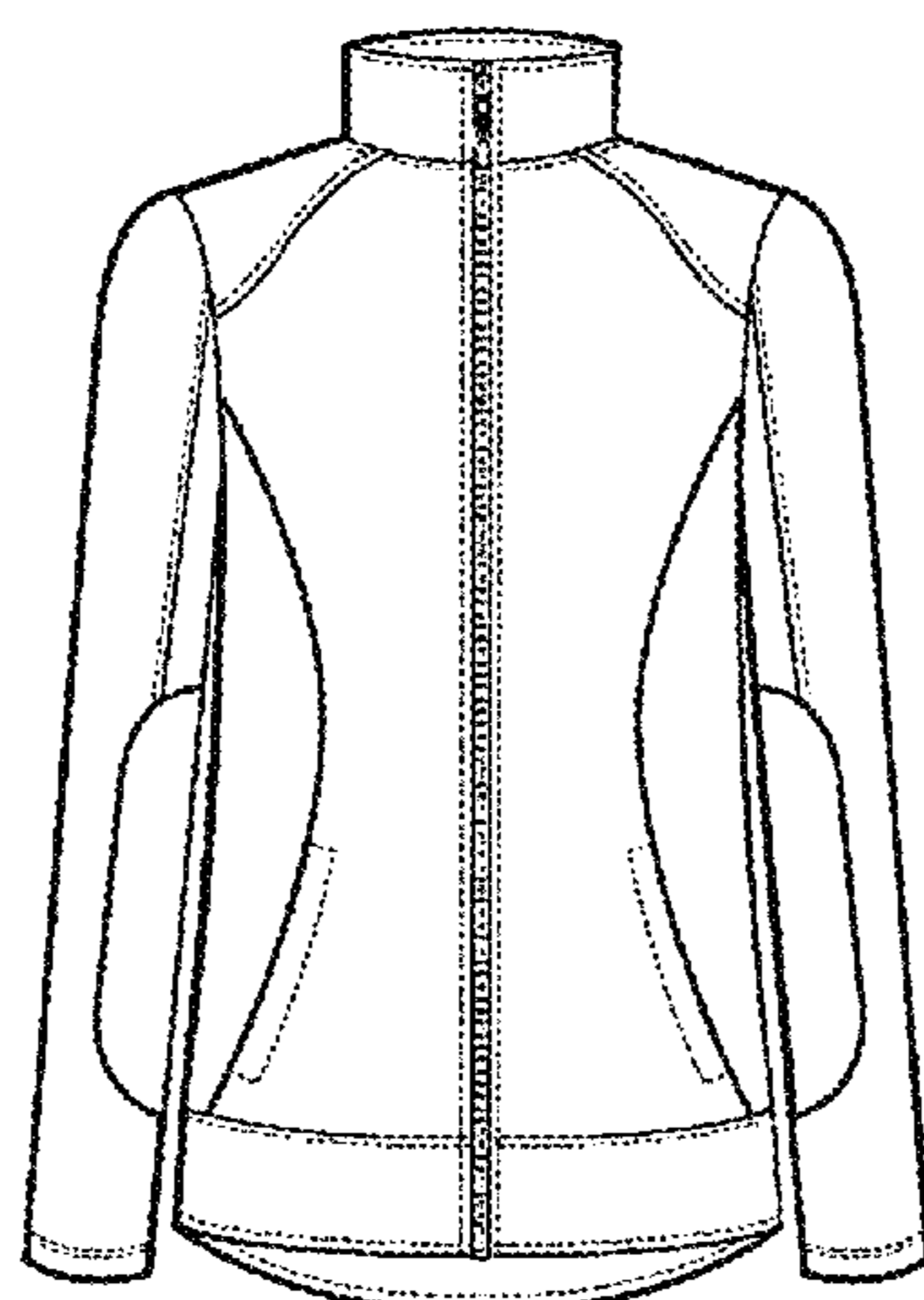
(57) **CLAIM**

The ornamental design for a jacket, as shown and described.

DESCRIPTION

FIG. 1 is a front elevation view of a jacket according to the present invention;
FIG. 2 is a rear elevation view of the jacket of FIG. 1;
FIG. 3 is a side elevation view of the left side of the jacket of FIG. 1; and,
FIG. 4 is a side elevation view of the right side of the jacket of FIG. 1; and wherein in the drawing FIGS. 1-4 the dotted lines illustrate visible stitching patterns and are part of the claimed design.

1 Claim, 1 Drawing Sheet



(56)

References Cited

U.S. PATENT DOCUMENTS

3,255,461	A *	6/1966	Bullock	A63B 71/146
				2/159
3,404,409	A *	10/1968	Tillotson	A41D 19/01547
				2/161.8
D257,571	S *	12/1980	Inoue	D2/836
D271,154	S *	11/1983	Dowling	D2/847
D306,511	S *	3/1990	Jones	D2/839
D319,900	S *	9/1991	Steele	D29/117.1
D324,606	S *	3/1992	Strauss	D2/617
D332,859	S *	2/1993	Aubuchon	D2/847
D339,221	S *	9/1993	Olajide	D2/839
D385,088	S *	10/1997	Handysides	D2/828
D468,074	S *	1/2003	Votel	D2/619
D498,899	S *	11/2004	Kopala	D2/619
D526,467	S *	8/2006	Kent	D2/828
D558,952	S *	1/2008	Ash	D2/617
D580,630	S *	11/2008	Adams	D2/829
D587,434	S *	3/2009	Aird	D2/828
D609,861	S *	2/2010	Fitzgerald	D29/113
D653,427	S *	2/2012	Wong	D2/619
D706,993	S *	6/2014	Batista	D29/116.2
D714,525	S *	10/2014	Payne	D2/828

* cited by examiner

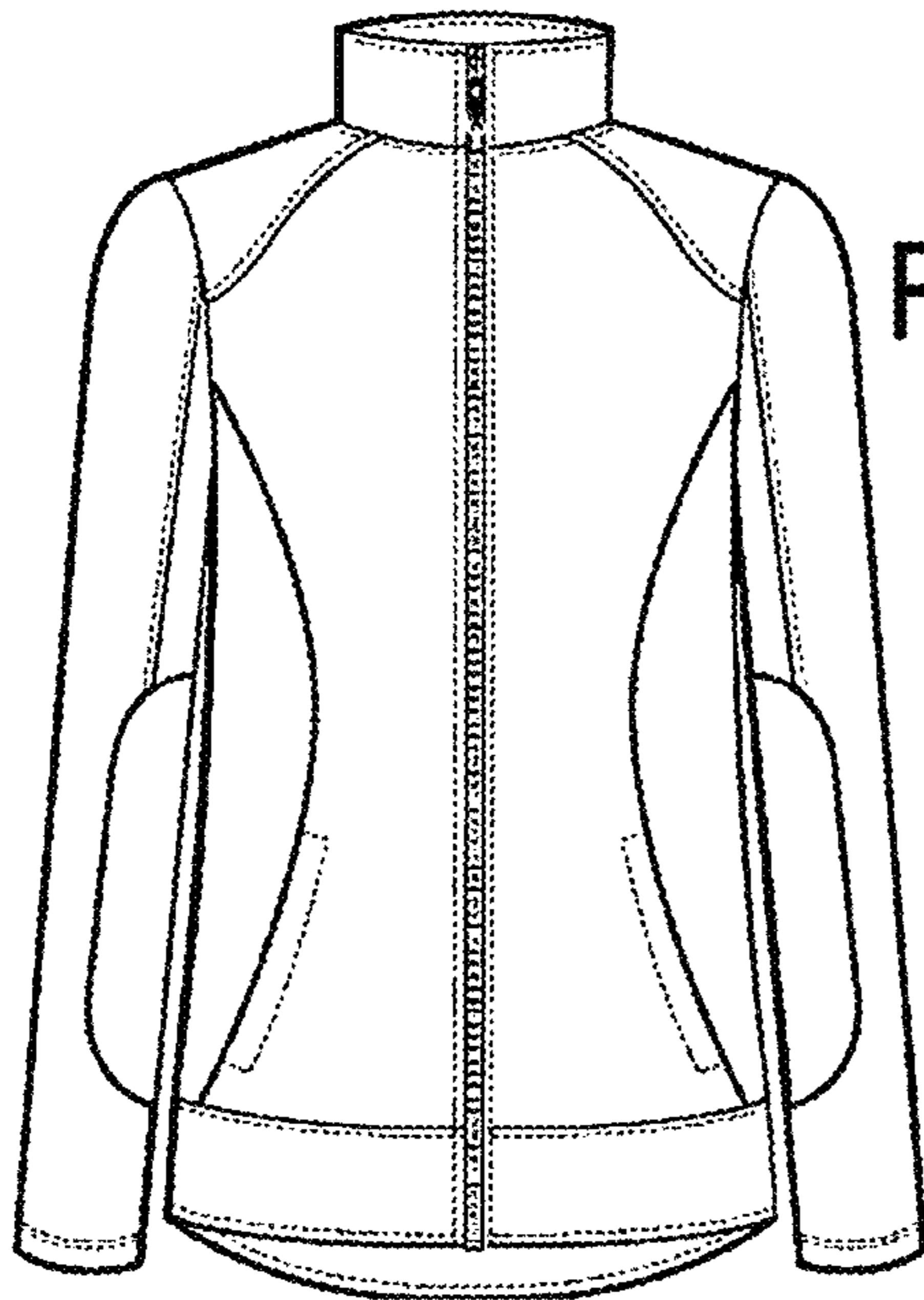


FIG. 1




FIG. 3

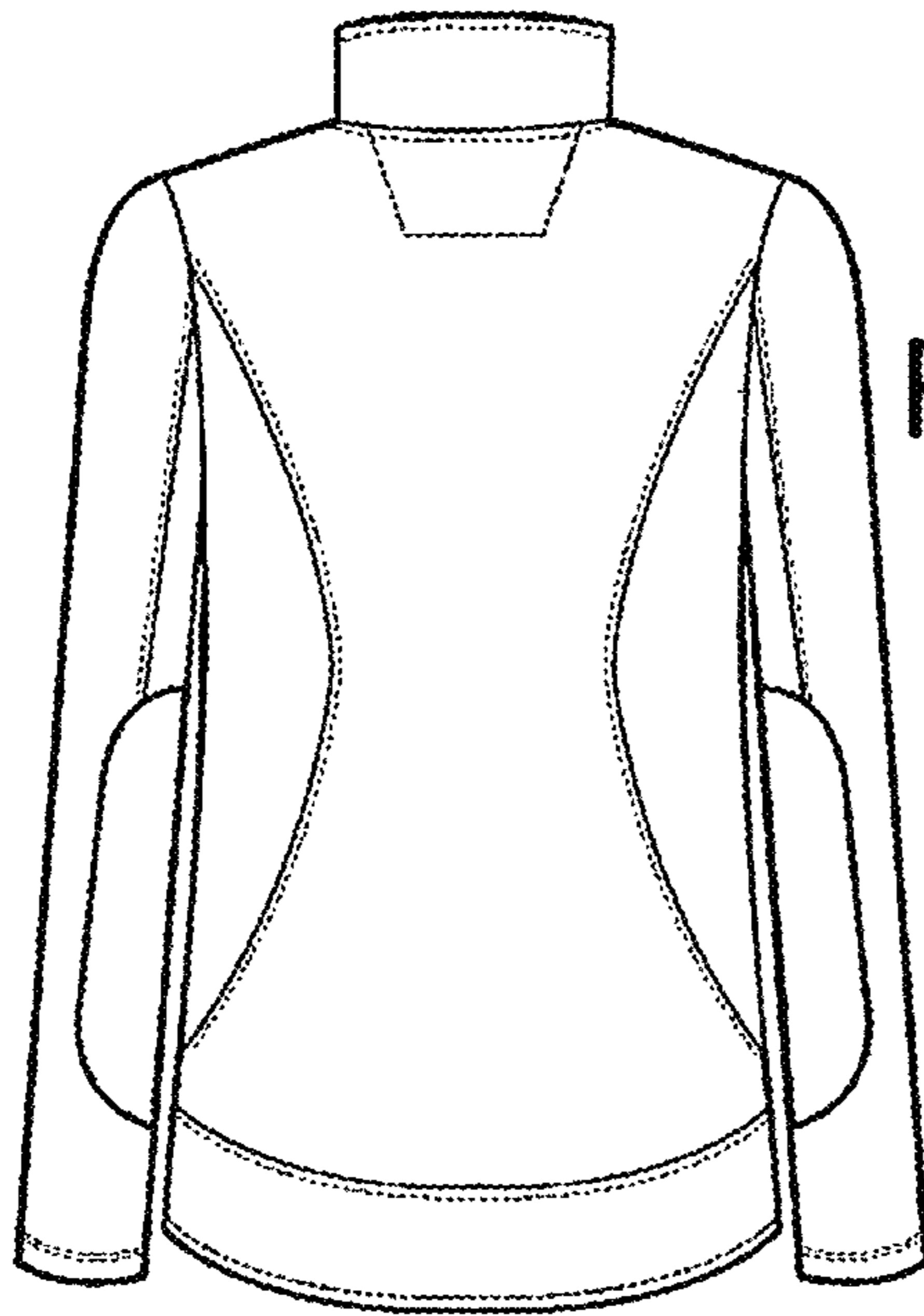


FIG. 2




FIG. 4