



US00D797994S

(12) **United States Design Patent** (10) **Patent No.:** **US D797,994 S**
Yan (45) **Date of Patent:** **** *Sep. 19, 2017**

(54) **HAIR CURLER**

(71) Applicant: **Youchun Yan**, Dongguan (CN)

(72) Inventor: **Youchun Yan**, Dongguan (CN)

(*) Notice: This patent is subject to a terminal disclaimer.

(**) Term: **14 Years**

(21) Appl. No.: **29/522,054**

(22) Filed: **Mar. 27, 2015**

(30) **Foreign Application Priority Data**

Mar. 17, 2015 (CN) 2015 3 0063557

(51) **LOC (10) Cl.** **28-03**

(52) **U.S. Cl.**
USPC **D28/35**

(58) **Field of Classification Search**
USPC D28/35, 37-38
CPC ... A45D 1/00-1/28; A45D 2/00-2/001; A45D
2002/006; A45D 2002/007; A45D
2/12-2/125; A45D 2/04; A45D 2/06;
A45D 2/38; A45D 2/40; A45D 4/00-4/18;
A45D 6/00-6/20; A45D 20/485-20/525
See application file for complete search history.

(56) **References Cited**

U.S. PATENT DOCUMENTS

- 5,119,847 A * 6/1992 Powell A45D 2/00
132/210
- D491,310 S * 6/2004 Glucksman D28/35
- 8,132,571 B1 * 3/2012 Jackson A45D 1/04
132/211
- D696,456 S * 12/2013 Julemont D28/35
- D717,000 S * 11/2014 Julemont D28/35
- 9,027,570 B2 * 5/2015 De Benedictis A45D 2/02
132/238
- D735,410 S * 7/2015 Richmond D28/37

- D743,624 S * 11/2015 Richmond D28/35
- 9,185,957 B2 * 11/2015 Richmond A45D 2/36
- 2003/0131867 A2 * 7/2003 Kennedy A45D 2/00
132/200
- 2005/0268933 A1 * 12/2005 Kimata A45D 2/10
132/238
- 2012/0240955 A1 * 9/2012 Kennedy A45D 1/04
132/229
- 2013/0025621 A1 * 1/2013 De Benedictis A45D 2/02
132/237
- 2013/0068245 A1 * 3/2013 De Benedictis A45D 2/02
132/237
- 2013/0125919 A1 * 5/2013 De Benedictis A45D 2/02
132/238
- 2014/0216494 A1 * 8/2014 De Benedictis A45D 2/02
132/237
- 2014/0366909 A1 * 12/2014 Richmond A45D 1/10
132/211

(Continued)

FOREIGN PATENT DOCUMENTS

KR WO 2015064860 A1 * 5/2015 A45D 1/04

Primary Examiner — Jennifer Rivard

(74) *Attorney, Agent, or Firm* — Jackson IPG PLLC;
Demian K. Jackson

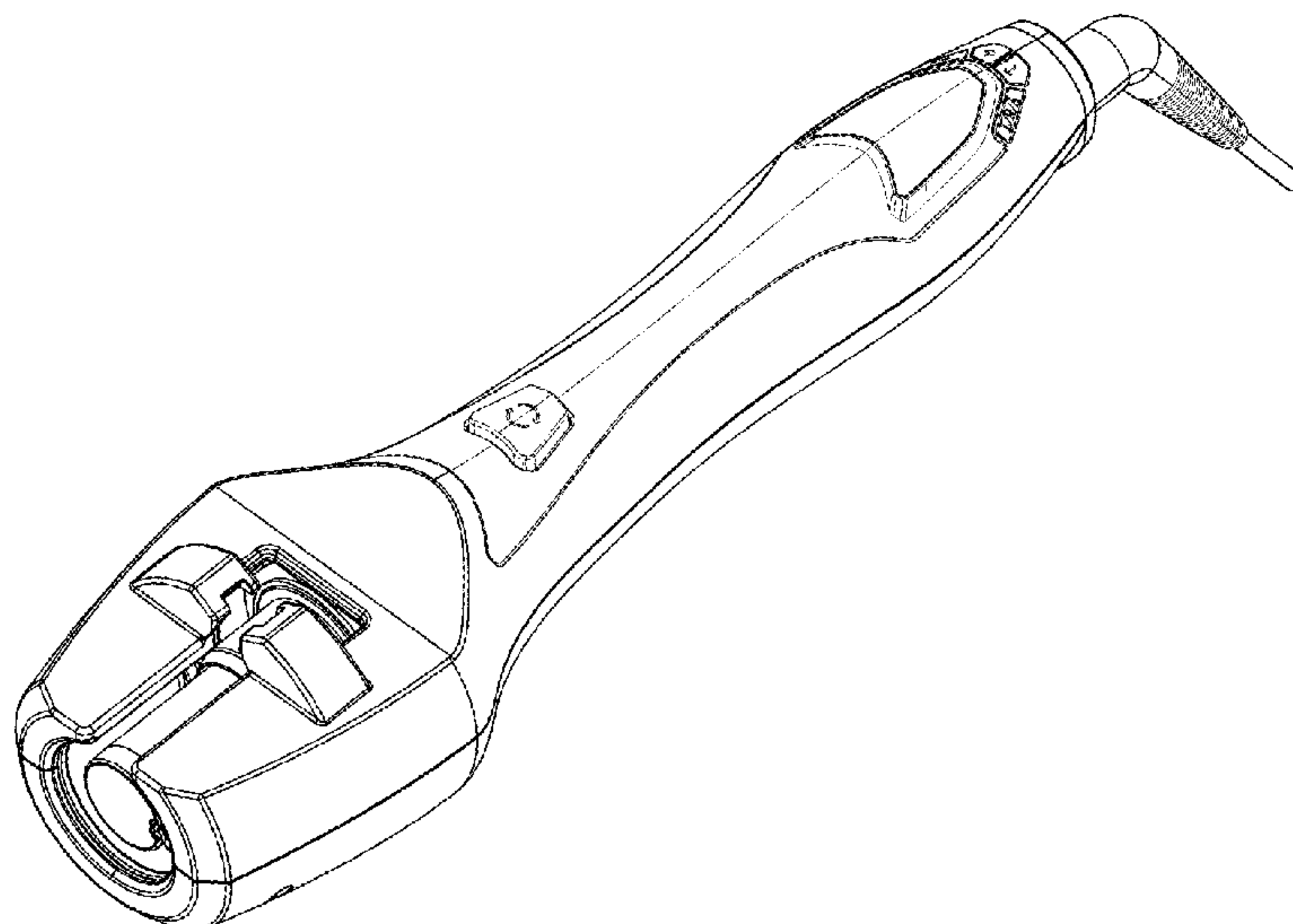
(57) **CLAIM**

The ornamental design for a hair curler, as shown and described.

DESCRIPTION

FIG. 1 is a front side perspective view of a hair curler showing my new design;
FIG. 2 is another side perspective view thereof;
FIG. 3 is a front elevational view thereof;
FIG. 4 is a rear elevational view thereof;
FIG. 5 is a left side elevational view thereof;
FIG. 6 is a right side elevational view thereof;
FIG. 7 is a top plan view thereof; and,
FIG. 8 is a bottom plan view thereof.

1 Claim, 4 Drawing Sheets



(56)

References Cited

U.S. PATENT DOCUMENTS

2015/0114425	A1 *	4/2015	Park	A45D 1/04 132/229
2015/0128987	A1 *	5/2015	De Benedictis	A45D 2/02 132/238
2015/0196105	A1 *	7/2015	Leung	A45D 1/04 132/228
2015/0201727	A1 *	7/2015	De Benedictis	A45D 2/02 132/211
2015/0216281	A1 *	8/2015	De Benedictis	A45D 2/02 132/230

* cited by examiner

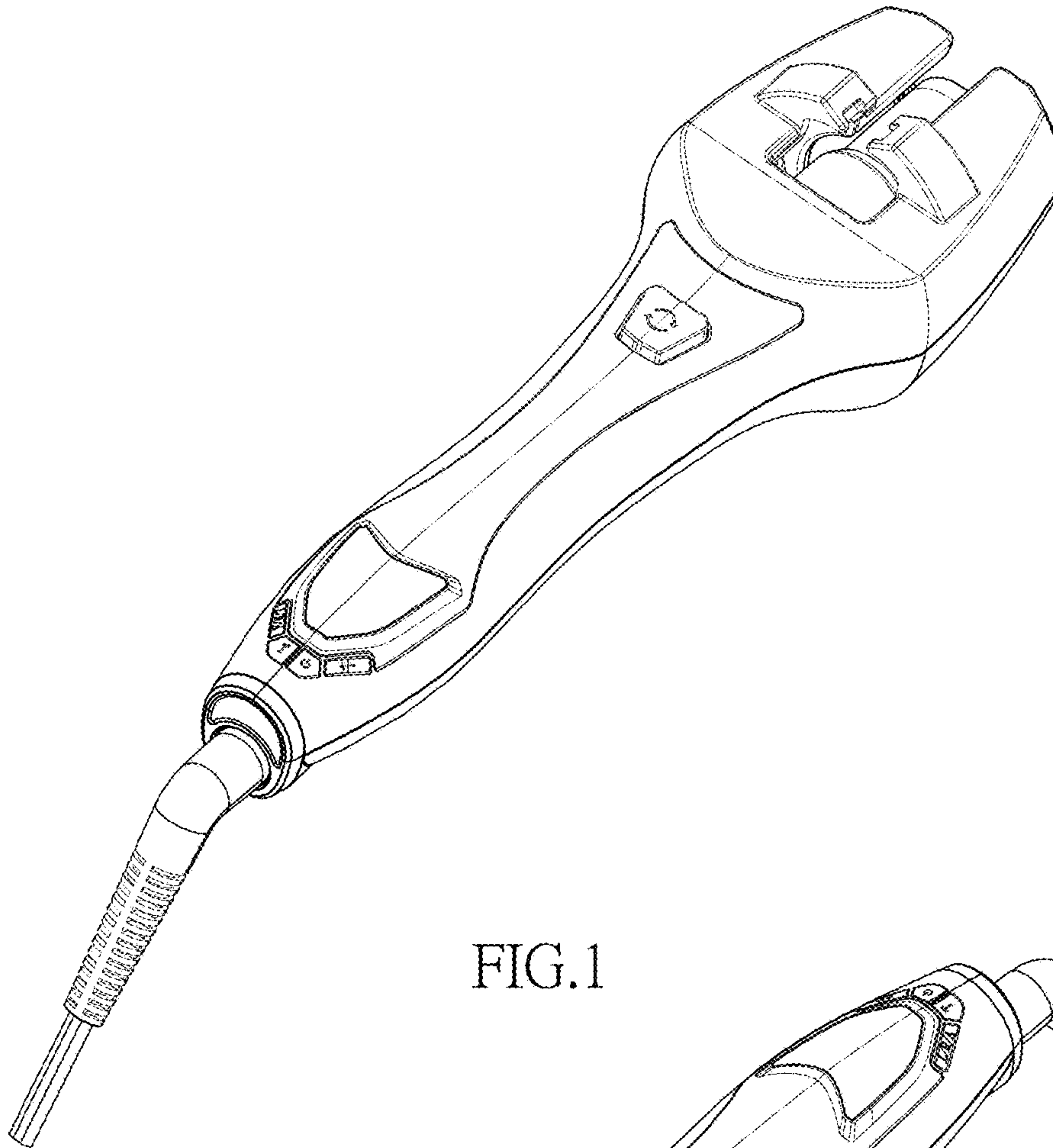


FIG. 1

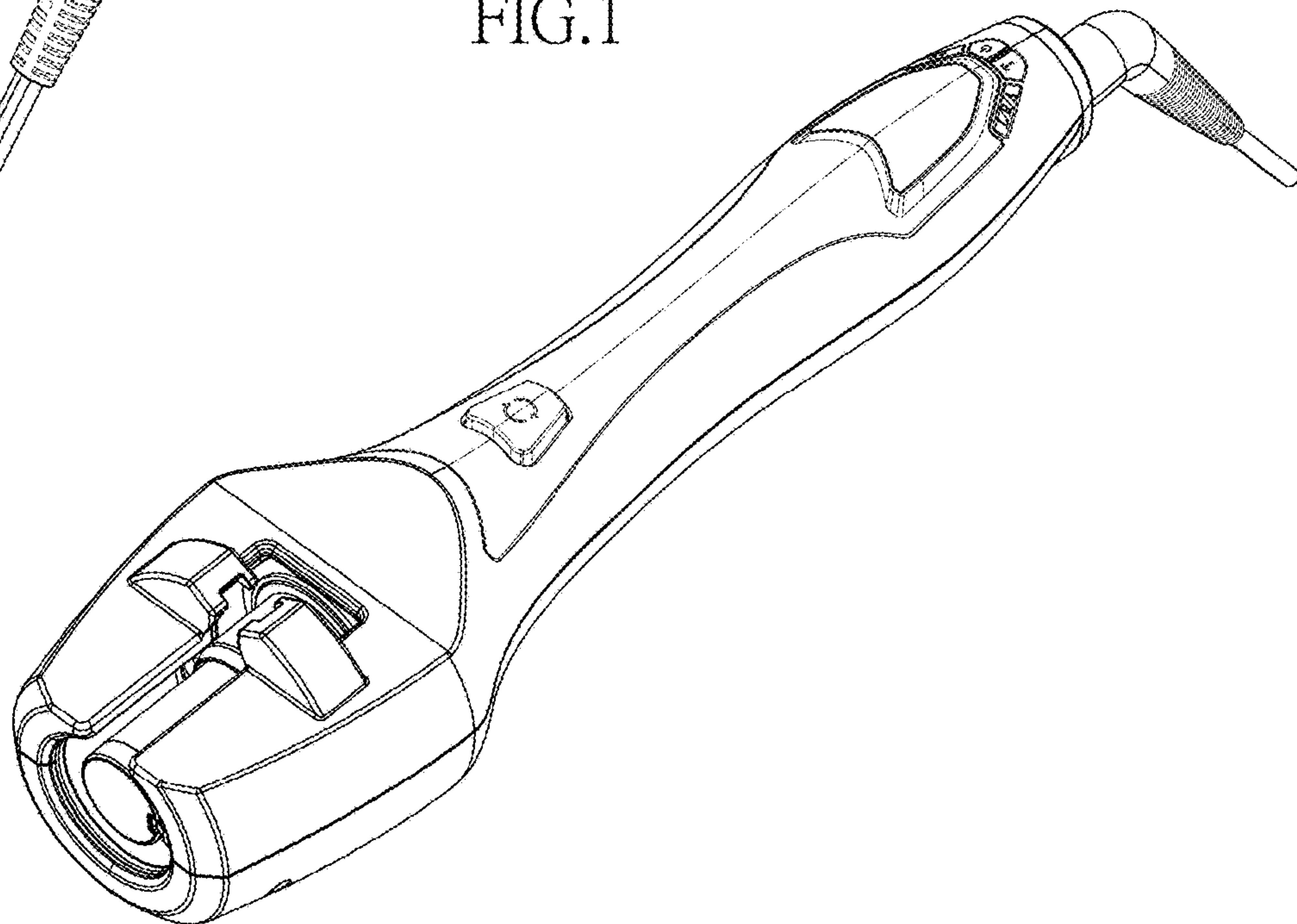


FIG. 2

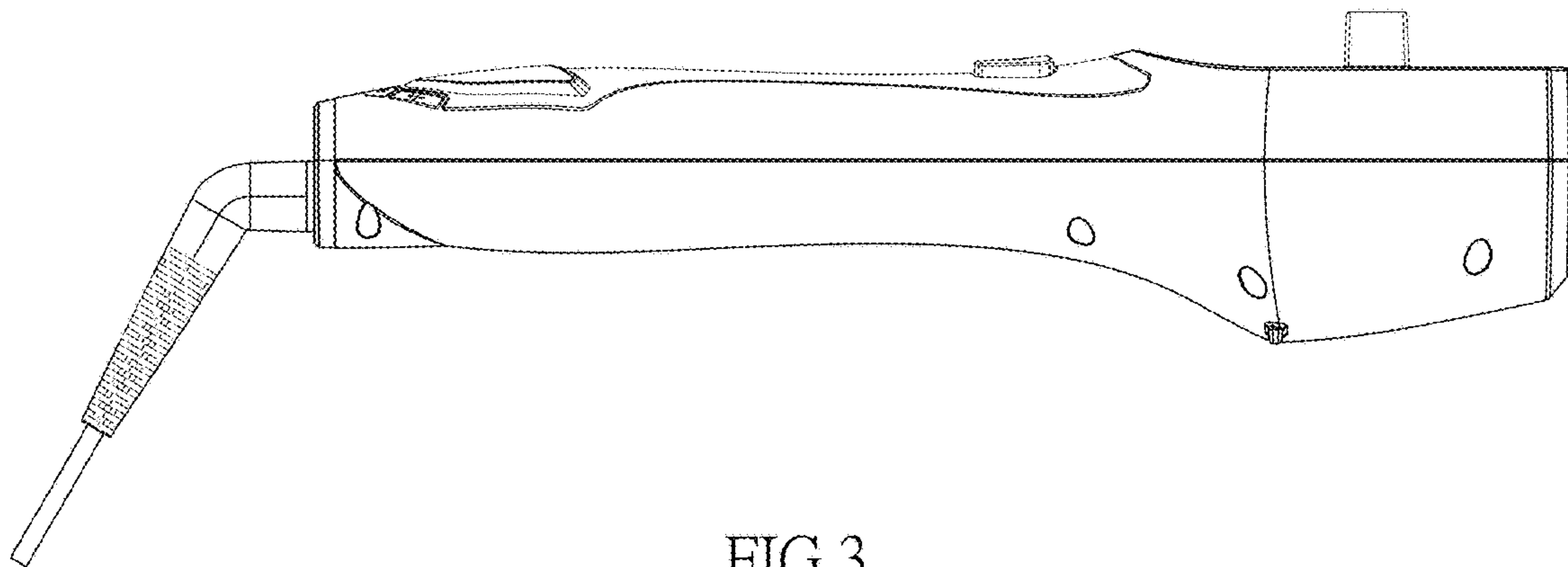


FIG.3

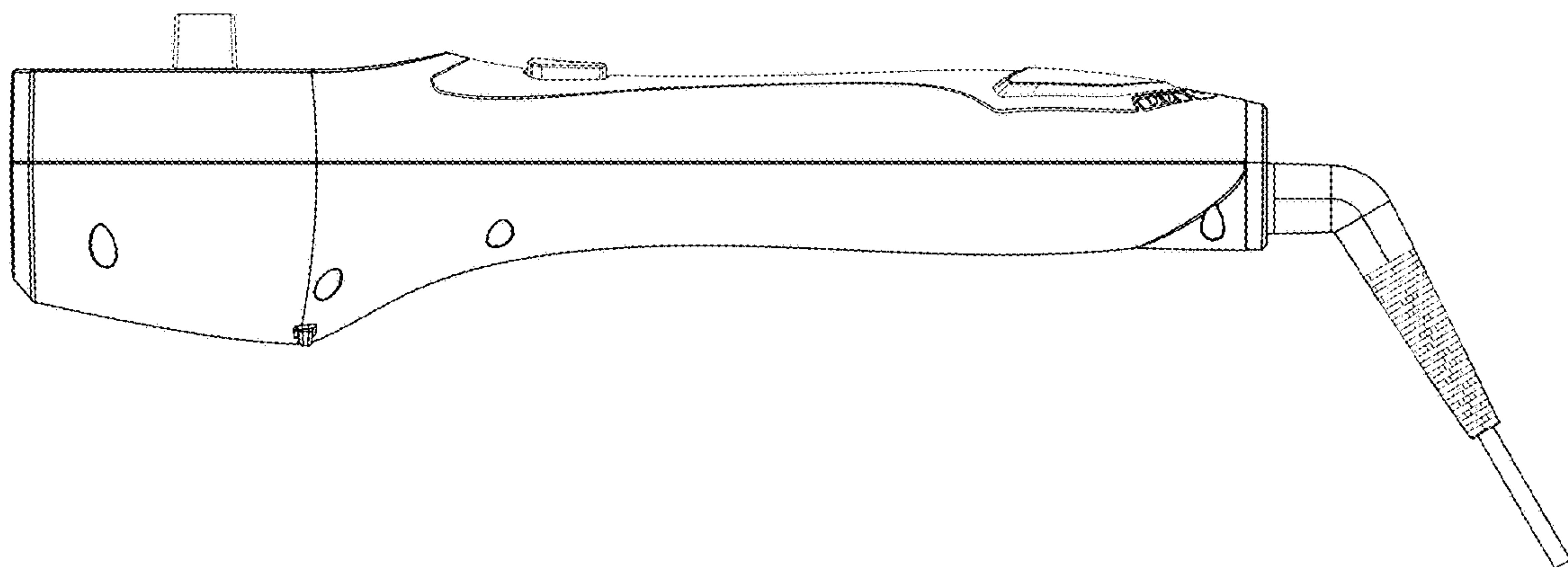


FIG.4

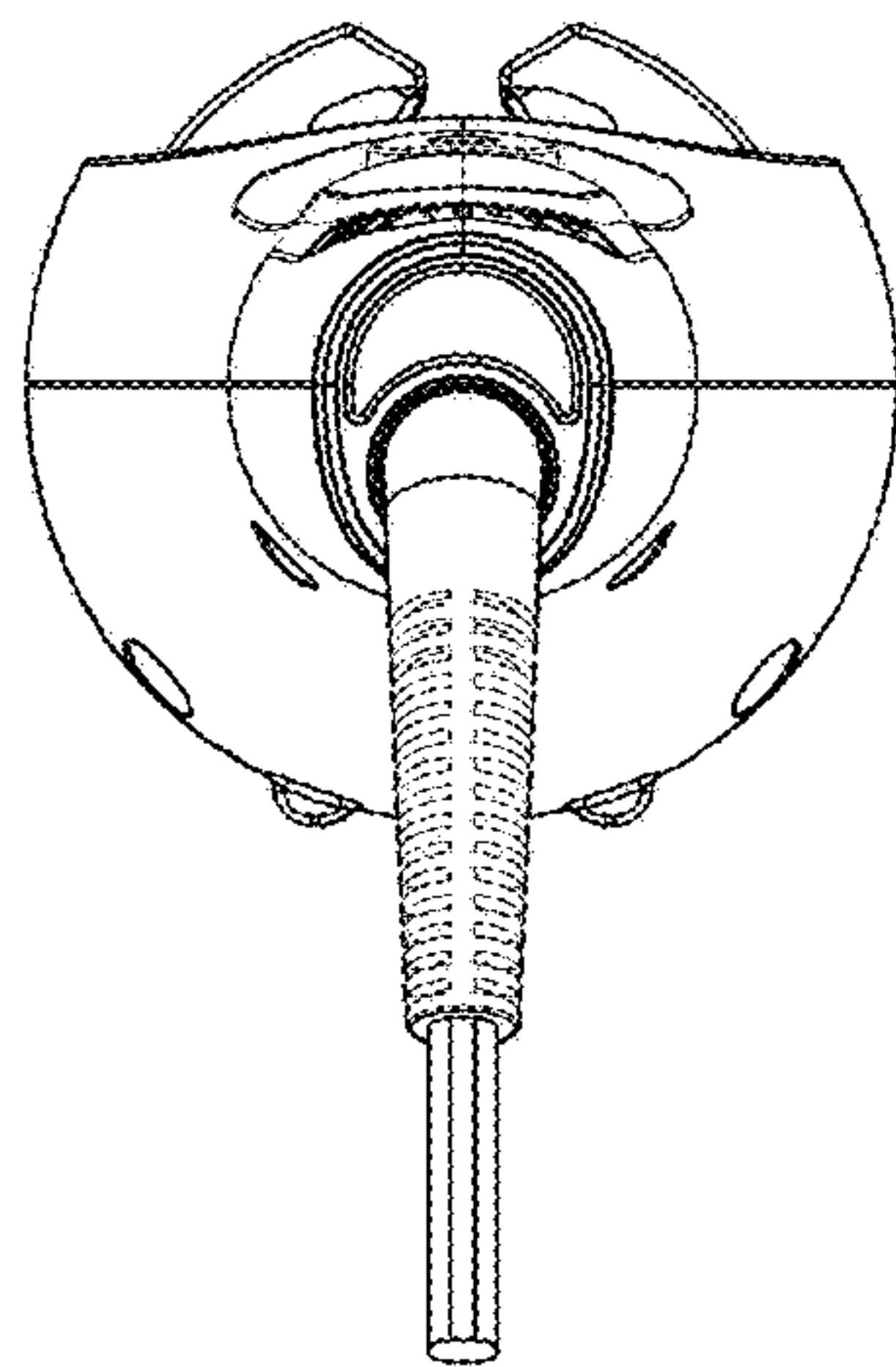


FIG.5

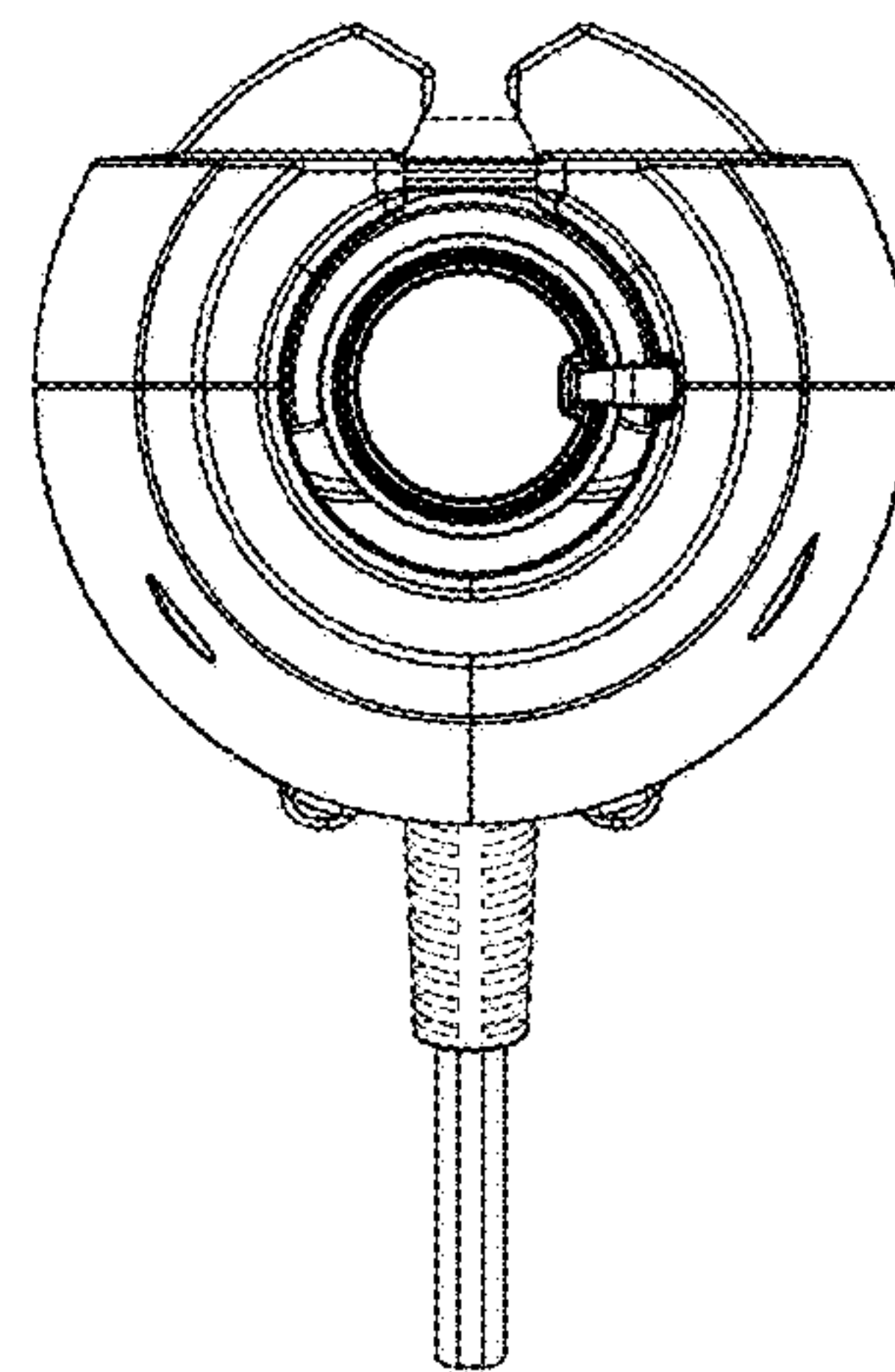


FIG.6

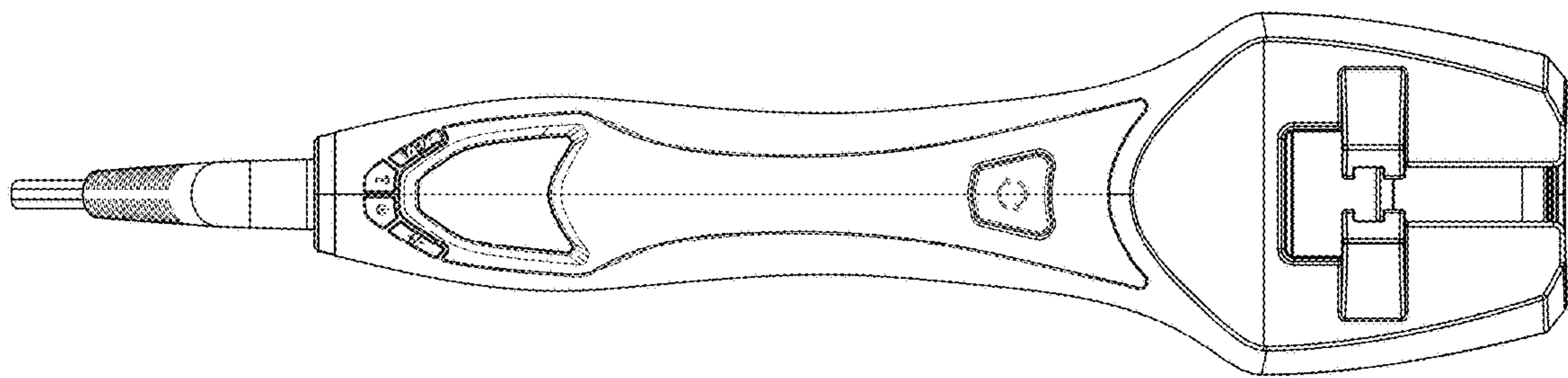


FIG. 7

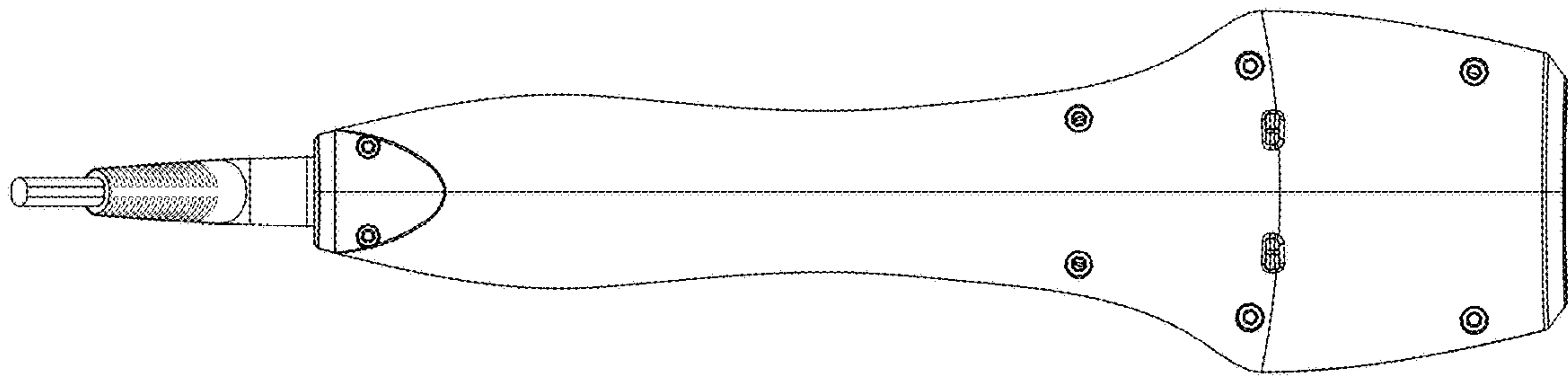


FIG. 8