



US00D797978S

(12) **United States Design Patent** (10) **Patent No.:** **US D797,978 S**
Blankenship et al. (45) **Date of Patent:** **** Sep. 19, 2017**

- (54) **LIGHT FIXTURE**
- (71) Applicant: **Hubbell Incorporated**, Shelton, CT (US)
- (72) Inventors: **Cleveland Blankenship**, Fountain Inn, SC (US); **David Simoni**, Greenville, SC (US); **Martin Werr**, Easley, SC (US); **Randy Lewis**, Greenville, SC (US)
- (73) Assignee: **Hubbell Incorporated**, Shelton, CT (US)
- (**) Term: **15 Years**
- (21) Appl. No.: **29/562,066**
- (22) Filed: **Apr. 22, 2016**
- (51) **LOC (10) Cl.** **26-05**
- (52) **U.S. Cl.**
USPC **D26/74**
- (58) **Field of Classification Search**
USPC D26/23-27, 37-40, 42, 43, 60, 61, 63, D26/65, 67, 70, 72, 74-84, 88, 89, 91, D26/104, 106, 113, 118-120, 122, D26/135-138, 140-144, 152, 153; D10/111-115; D13/134, 179; D14/473; D25/126-135
CPC F21S 2/00; F21S 4/20; F21S 8/00; F21S 8/02; F21S 8/026; F21S 8/031; F21S 8/035; F21S 8/037; F21S 9/00; F21V 21/005; F21V 21/096; F21V 33/00
See application file for complete search history.

- D593,246 S * 5/2009 Fowler, Jr. D26/76
- D596,779 S * 7/2009 Silver D26/88
- D604,000 S * 11/2009 Fowler, Jr. D26/76
- 7,635,198 B2 * 12/2009 Mayfield, III F21S 8/02
362/220
- D608,490 S * 1/2010 Chung D26/118
- D608,932 S * 1/2010 Castelli D26/76

(Continued)

OTHER PUBLICATIONS

TKD LED Retrofit Kit (available online Feb. 5, 2015) Retrieved from the internet Apr. 4, 2017, retrieved from the internet URL: www.premierltg.com/case-study-led-office-retrofit/tkd_image_0225141/*

(Continued)

Primary Examiner — Garth Rademaker
Assistant Examiner — Richard Kearney
(74) *Attorney, Agent, or Firm* — Michael Best & Friedrich, LLP

(57) **CLAIM**

We claim the ornamental design for a light fixture, as shown and described.

DESCRIPTION

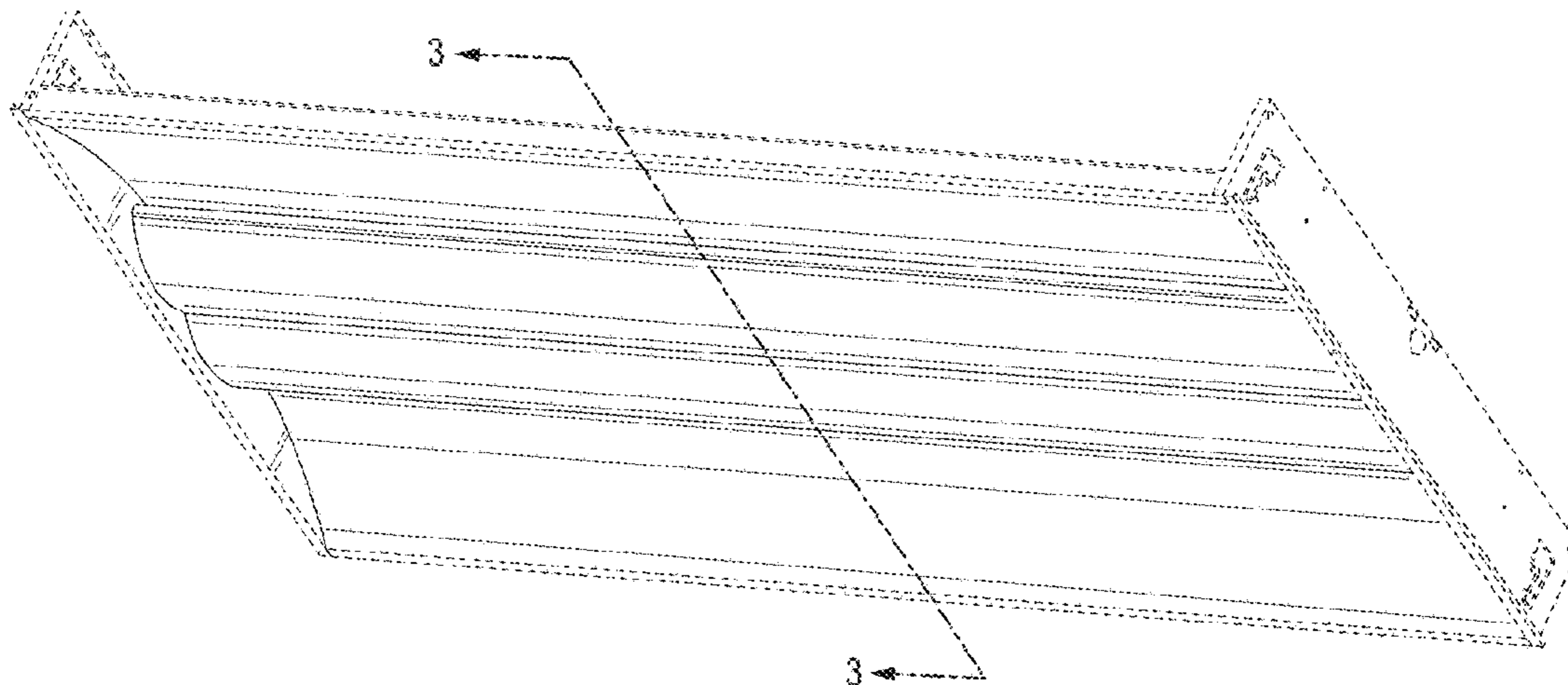
FIG. 1 is a perspective view of a light fixture showing our new design.
FIG. 2 is a bottom view of the light fixture shown in FIG. 1.
FIG. 3 is a cross-section view of the light fixture shown in FIG. 1 viewed along section 3-3.
FIG. 4 is a perspective view of a light fixture showing our new design, according to another embodiment.
FIG. 5 is a bottom view of the light fixture shown in FIG. 4; and,
FIG. 6 is a cross-section view of the light fixture shown in FIG. 4 viewed along section 6-6.
The broken lines shown in the drawings illustrate portions of the light fixture that form no part of the claimed design.

1 Claim, 6 Drawing Sheets

(56) **References Cited**

U.S. PATENT DOCUMENTS

- D395,727 S * 6/1998 Thorton, Jr. D26/76
- D407,473 S * 3/1999 Wimbock D23/328
- 6,655,819 B2 * 12/2003 Loga F21S 8/02
362/222
- D545,482 S * 6/2007 Mayfield, III D26/118
- D561,383 S * 2/2008 Hukle D26/120



(56)

References Cited

U.S. PATENT DOCUMENTS

D609,854 S * 2/2010 Lown D26/120
D633,247 S * 2/2011 Kong D26/76
8,038,318 B2 * 10/2011 Plunk F21S 8/02
362/217.11
D657,904 S * 4/2012 Mayfield, III D26/122
D665,119 S * 8/2012 Bryant D26/122
D675,364 S * 1/2013 Watt D26/74
D678,597 S * 3/2013 Lehman D26/120
D692,610 S * 10/2013 Sitarski D26/118
D707,873 S * 6/2014 Boyer D26/74
D729,435 S * 5/2015 Arndt D26/118
D762,909 S * 8/2016 Shi D26/76
9,512,977 B2 * 12/2016 Pickard F21V 7/0066
D776,862 S * 1/2017 Plourde H05B 33/0803
D26/118
D786,471 S * 5/2017 Snell D26/74
D786,476 S * 5/2017 McCane D26/76

D786,477 S * 5/2017 Lauderdale D26/76
D786,489 S * 5/2017 Stanley D26/118
D787,731 S * 5/2017 Blessitt D26/76
2015/0267873 A1 * 9/2015 Price F21V 21/03
362/235
2016/0245481 A1 * 8/2016 Kim F21S 2/00

OTHER PUBLICATIONS

Metalux ArcLine LED-based ceiling troffer (available online Jan. 18, 2013) Retrieved from the internet Apr. 4, 2017, retrieved from the internet URL: <http://www.ledsmagazine.com/articles/iif/2013/01/cooper-announces-metalux-arcline-led-based-ceiling-troffer-family.html>.*

LED Twin Architectural Luminaire (available online) Retrieved from the internet Apr. 4, 2017, retrieved from the internet URL: www.columbialighting.com/products/tcat.*

* cited by examiner

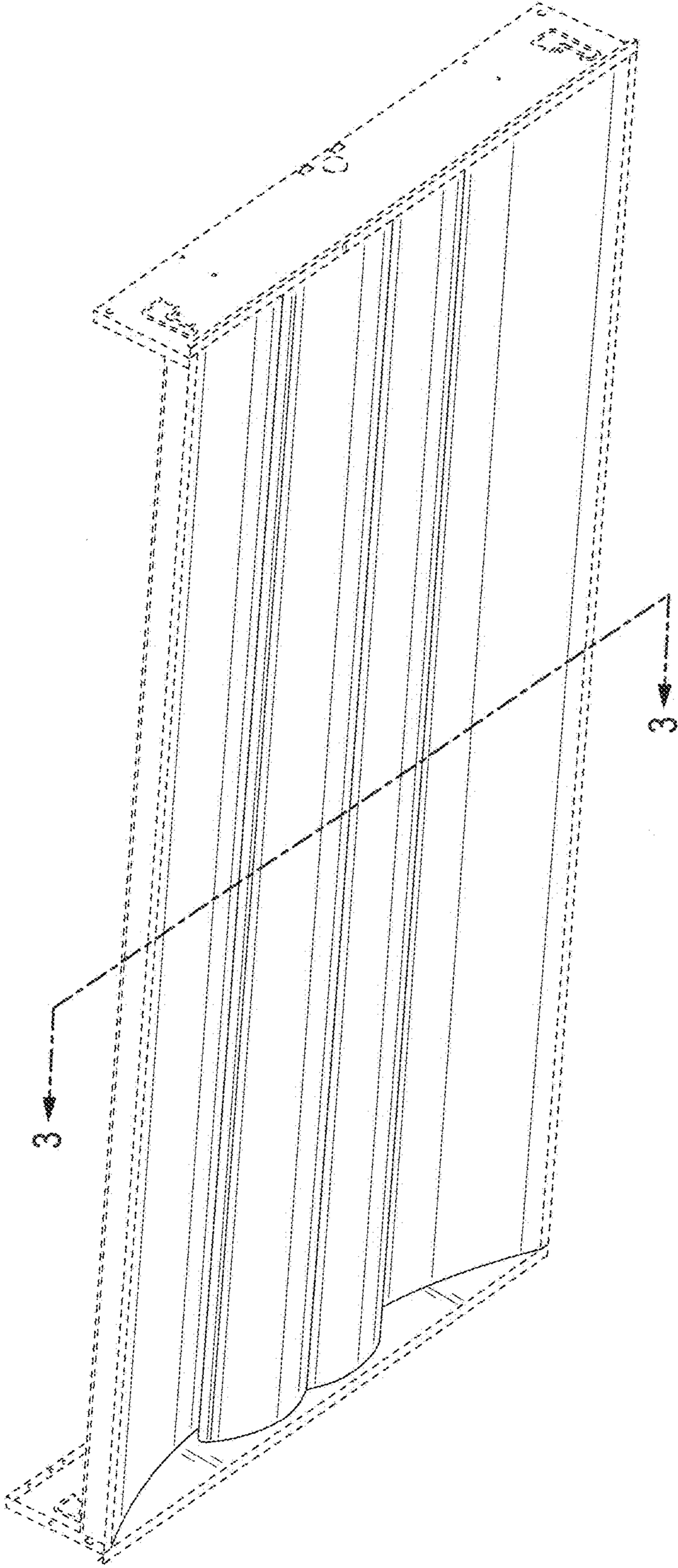


FIG. 1




FIG. 2

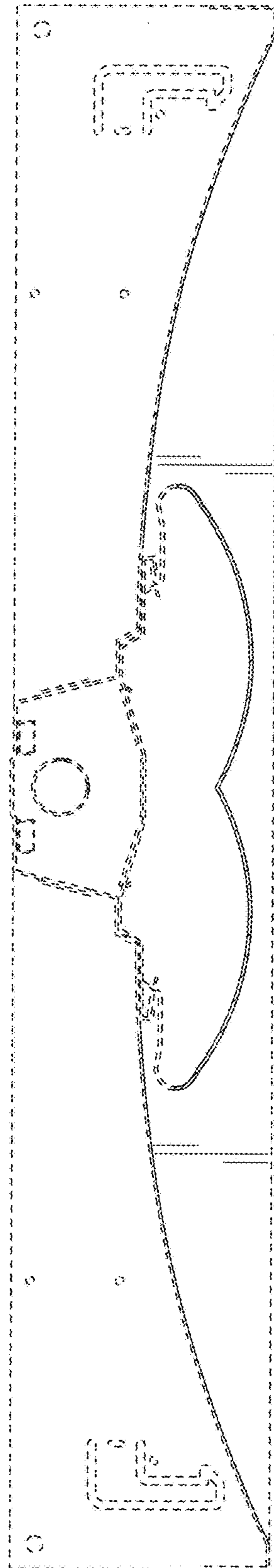


FIG. 3

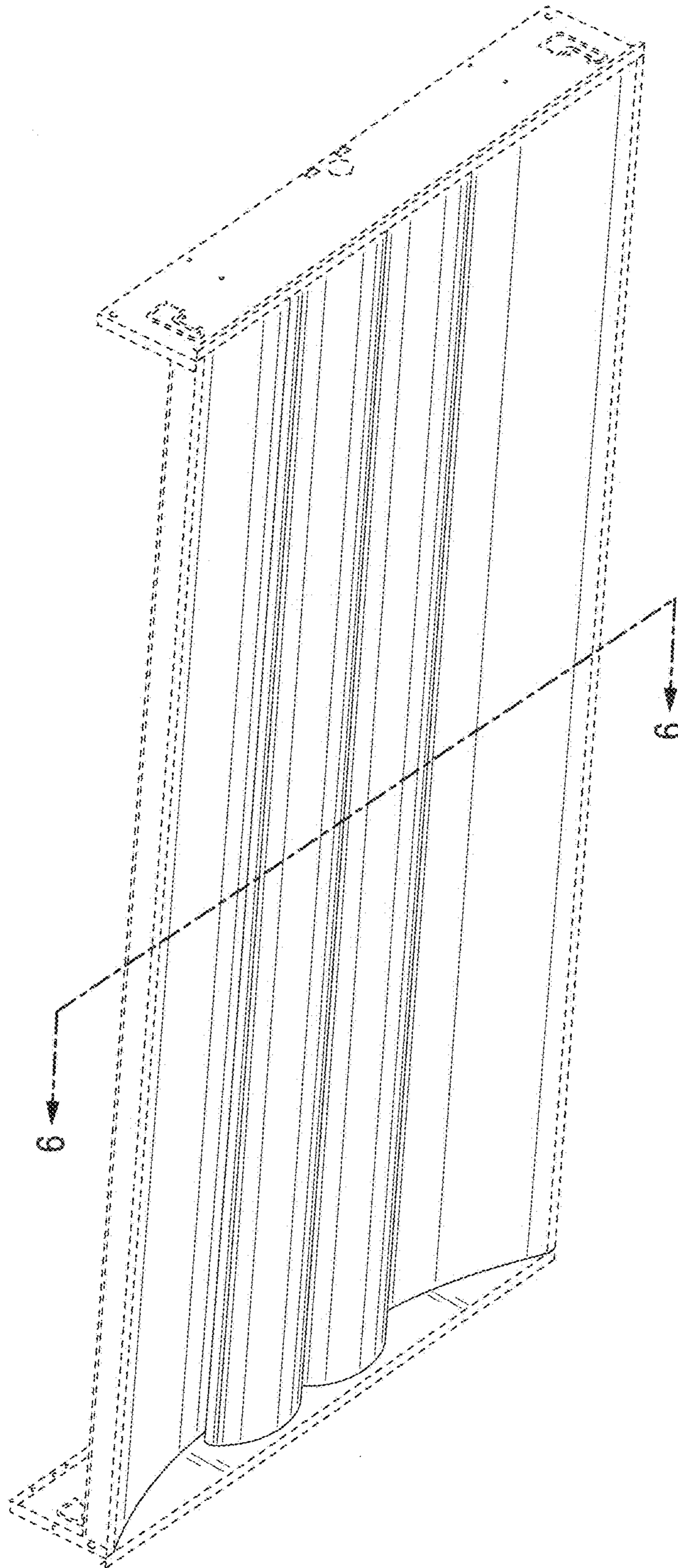


FIG. 4

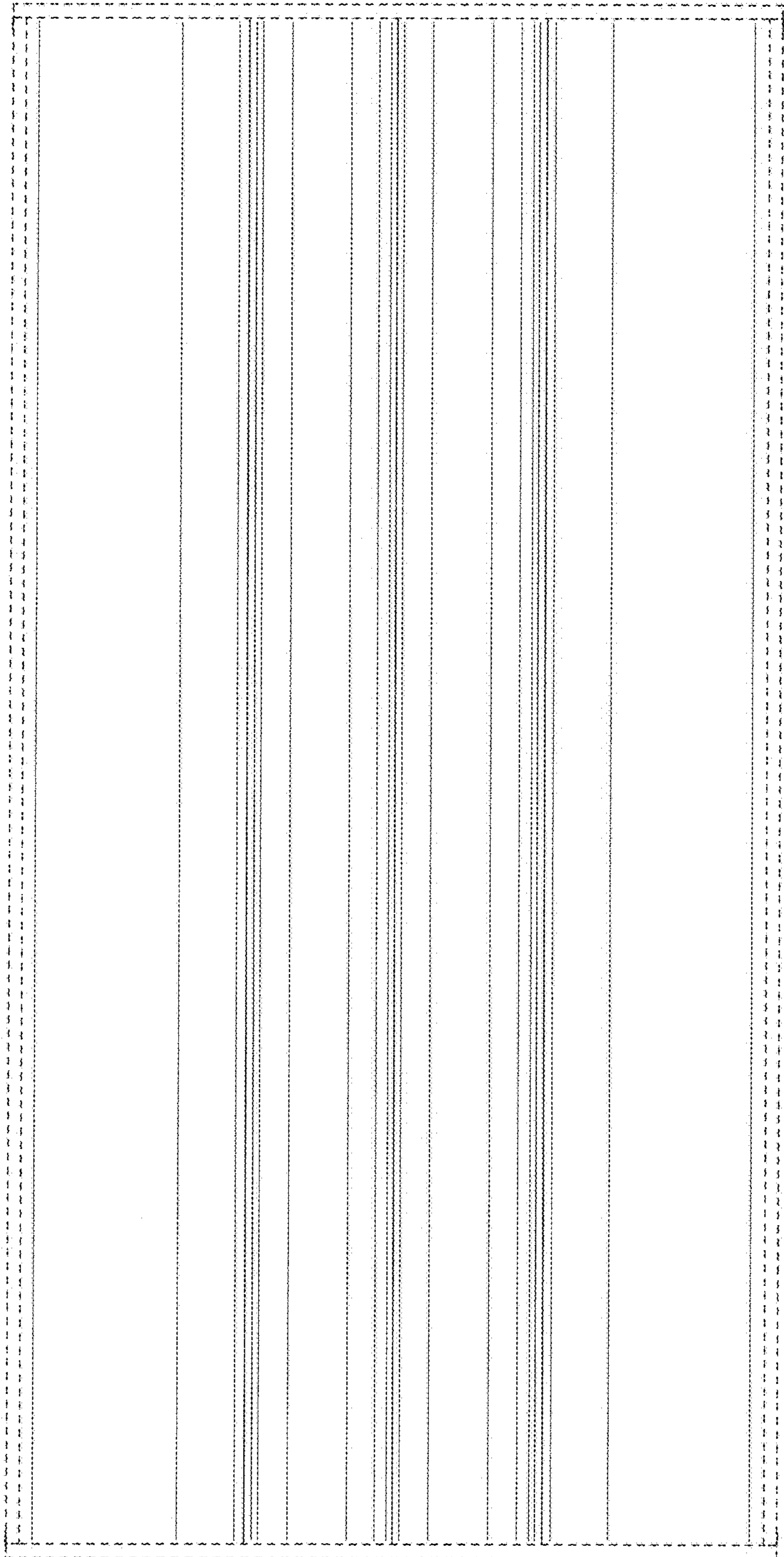


FIG. 5

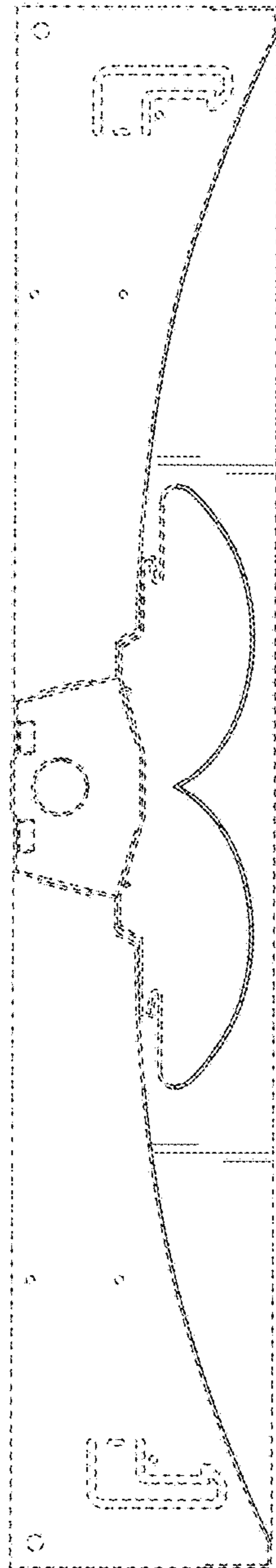


FIG. 6