



US00D797958S

(12) **United States Design Patent** (10) **Patent No.:** **US D797,958 S**
Kiselev (45) **Date of Patent:** **** *Sep. 19, 2017**

(54) **LED LAMP**

(71) Applicant: **National Chemical Company LLC,**
Moscow (RU)

(72) Inventor: **Anton Vladimirovich Kiselev, St.**
Petersburg (RU)

(73) Assignee: **National Chemical Company LLC,**
Moscow (RU)

(*) Notice: This patent is subject to a terminal disclaimer.

(**) Term: **15 Years**

(21) Appl. No.: **29/530,361**

(22) Filed: **Jun. 16, 2015**

(30) **Foreign Application Priority Data**

Dec. 31, 2014 (RU) 2014505225

(51) **LOC (10) Cl.** **26-04**

(52) **U.S. Cl.**
USPC **D26/2**

(58) **Field of Classification Search**
USPC D26/1-4; 313/313, 315, 316, 317, 318,
313/493; 315/52, 53, 56, 57, 58
CPC F21K 9/13; F21K 9/135; F21K 9/1375;
H01J 5/00; H01J 5/48; H01J 5/50; H01J
19/54; F21V 5/00

See application file for complete search history.

(56) **References Cited**

U.S. PATENT DOCUMENTS

D531,741 S *	11/2006	Takahashi	D26/2
D538,953 S *	3/2007	Mama	D26/2
D548,369 S *	8/2007	Bembridge	D26/2
D549,360 S *	8/2007	An	D26/2
D553,267 S *	10/2007	Yuen	D26/2

* cited by examiner

Primary Examiner — Marcus Jackson

(74) *Attorney, Agent, or Firm* — Bardmesser Law Group

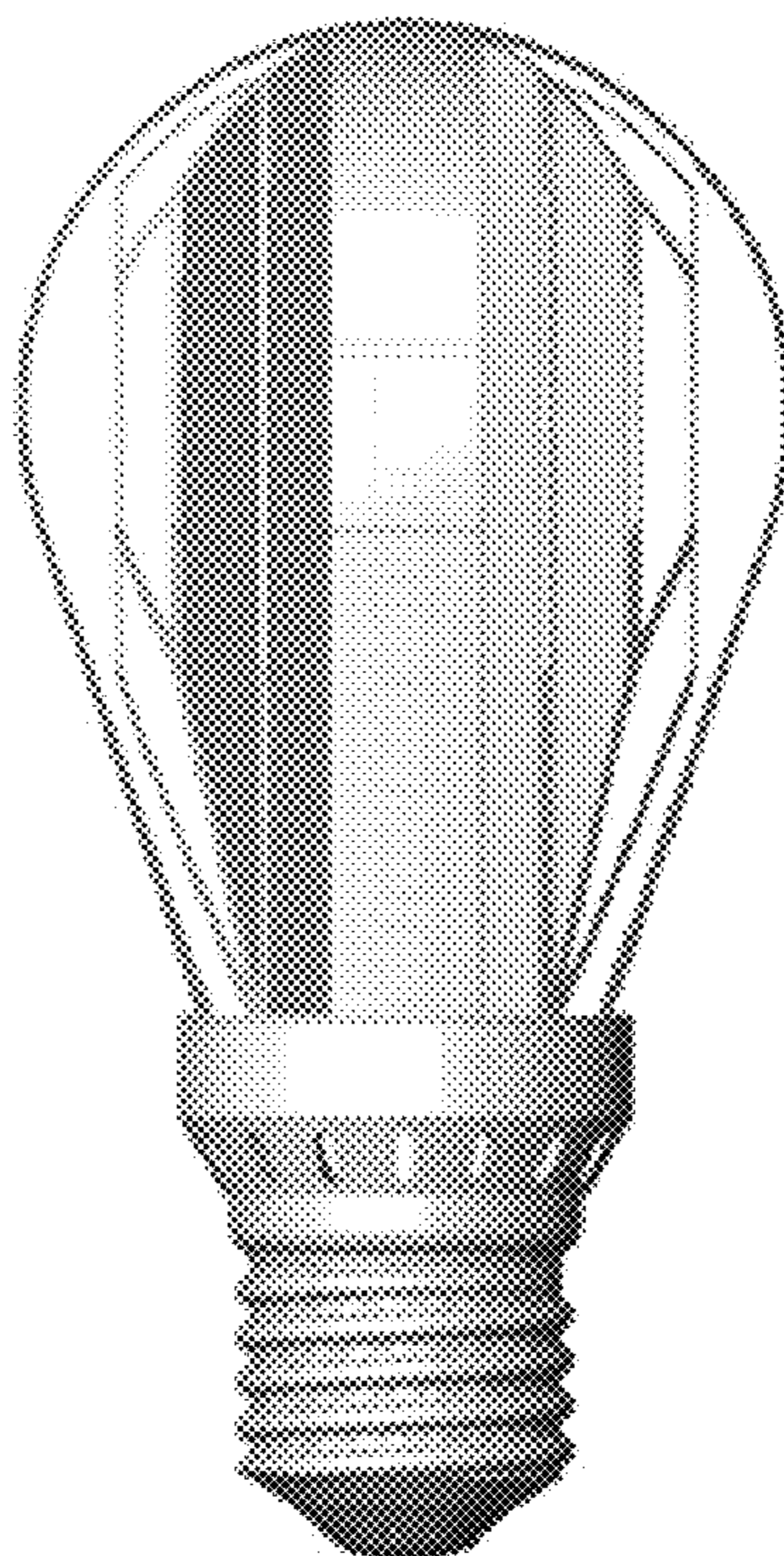
(57) **CLAIM**

The ornamental design for an LED lamp, as shown and described.

DESCRIPTION

FIG. 1 is a perspective view of a LED lamp showing my new design;
FIG. 2 is a bottom perspective view thereof;
FIG. 3 is a bottom plan view thereof;
FIG. 4 is a top plan view thereof; and,
FIG. 5 is a side elevational view thereof.
All the figures show textured views of the LED lamp.

1 Claim, 1 Drawing Sheet



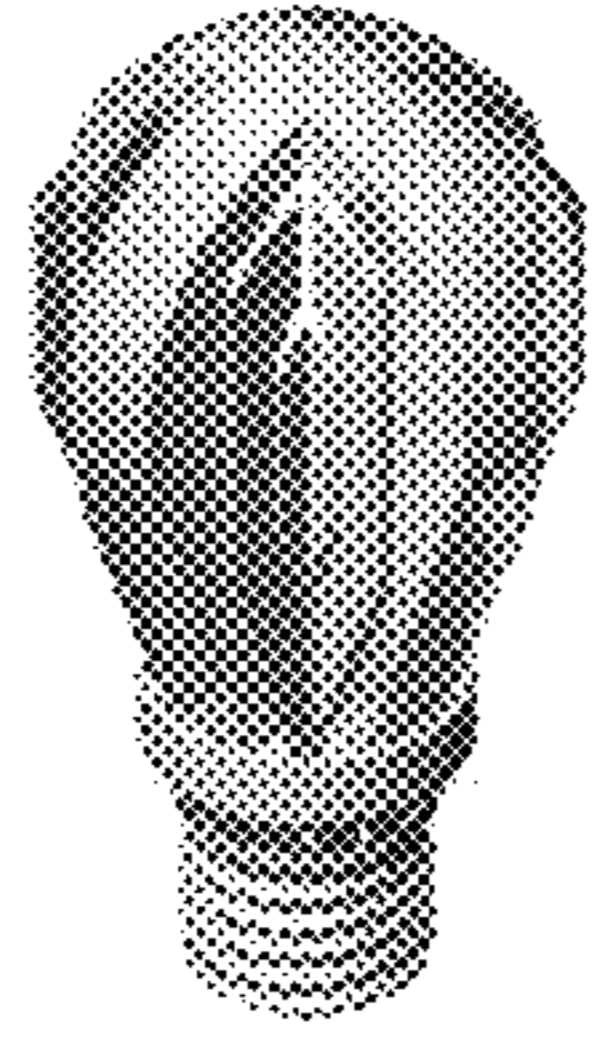


FIG. 1

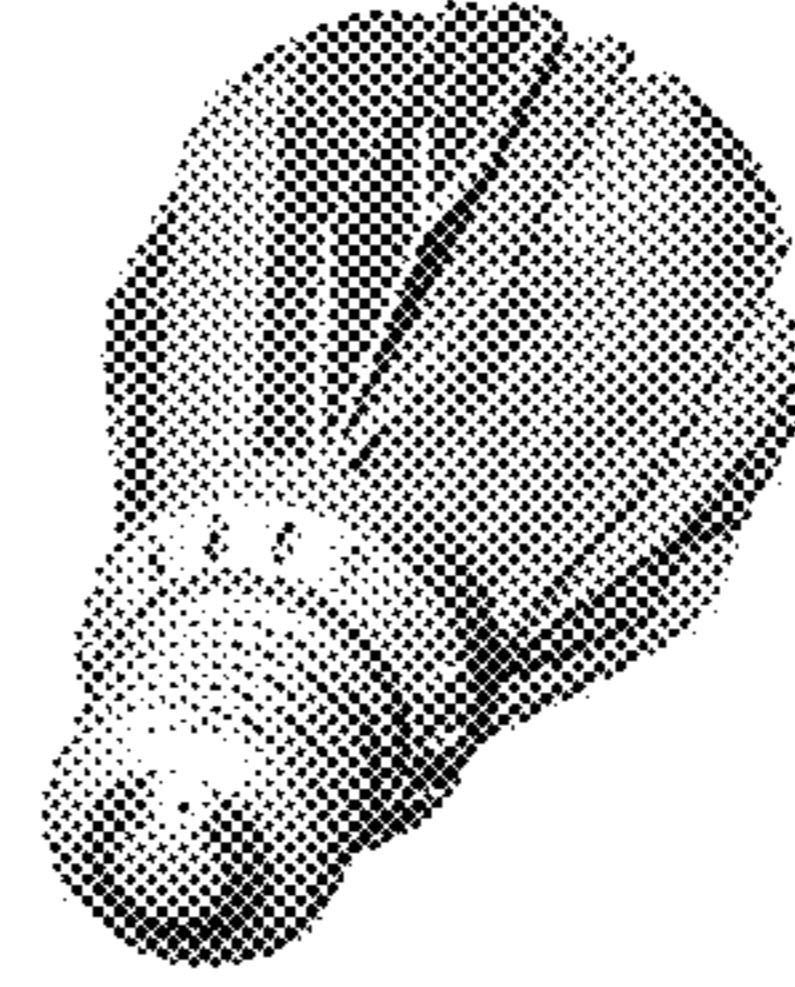


FIG. 2




FIG. 3

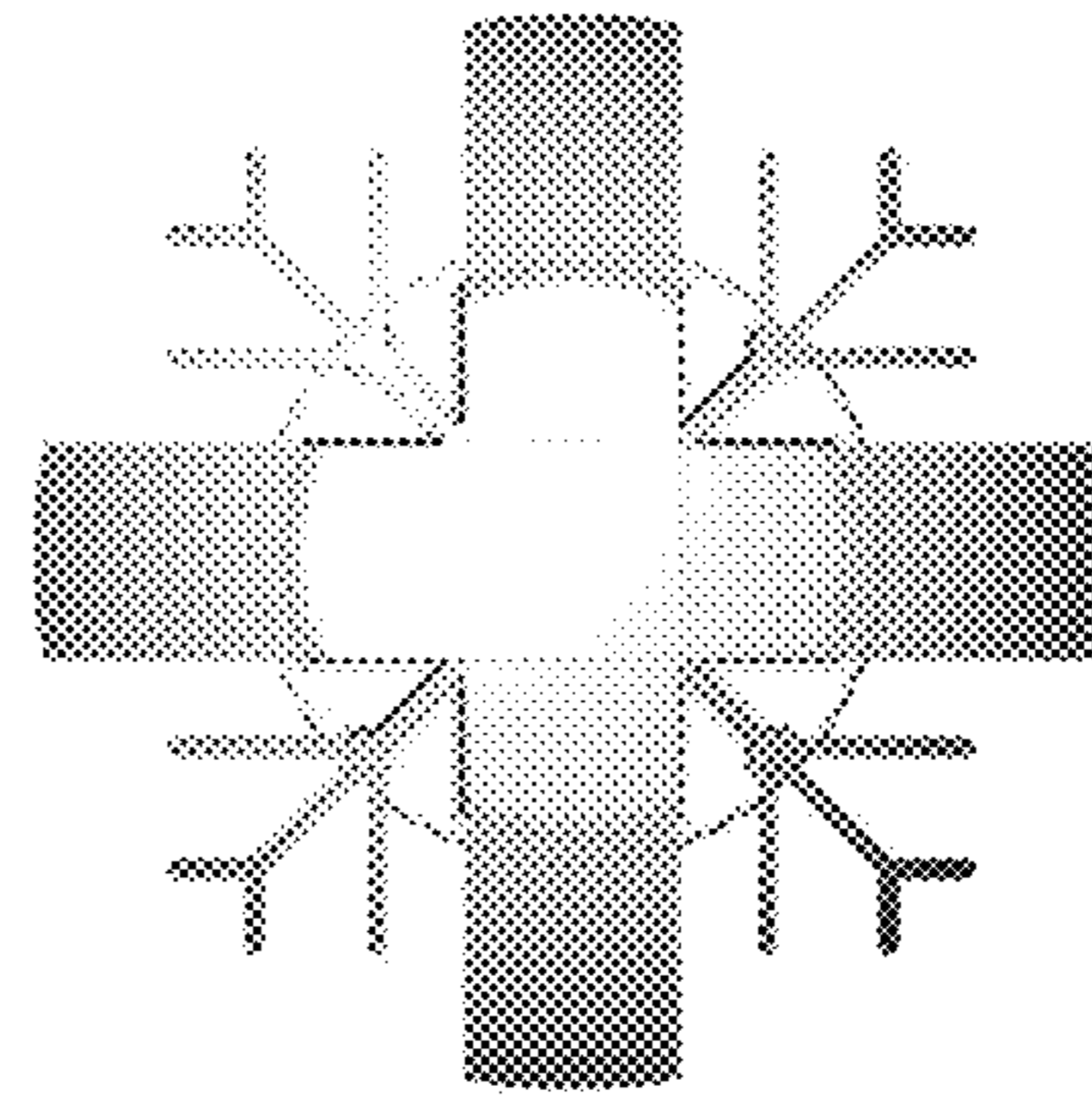


FIG. 4

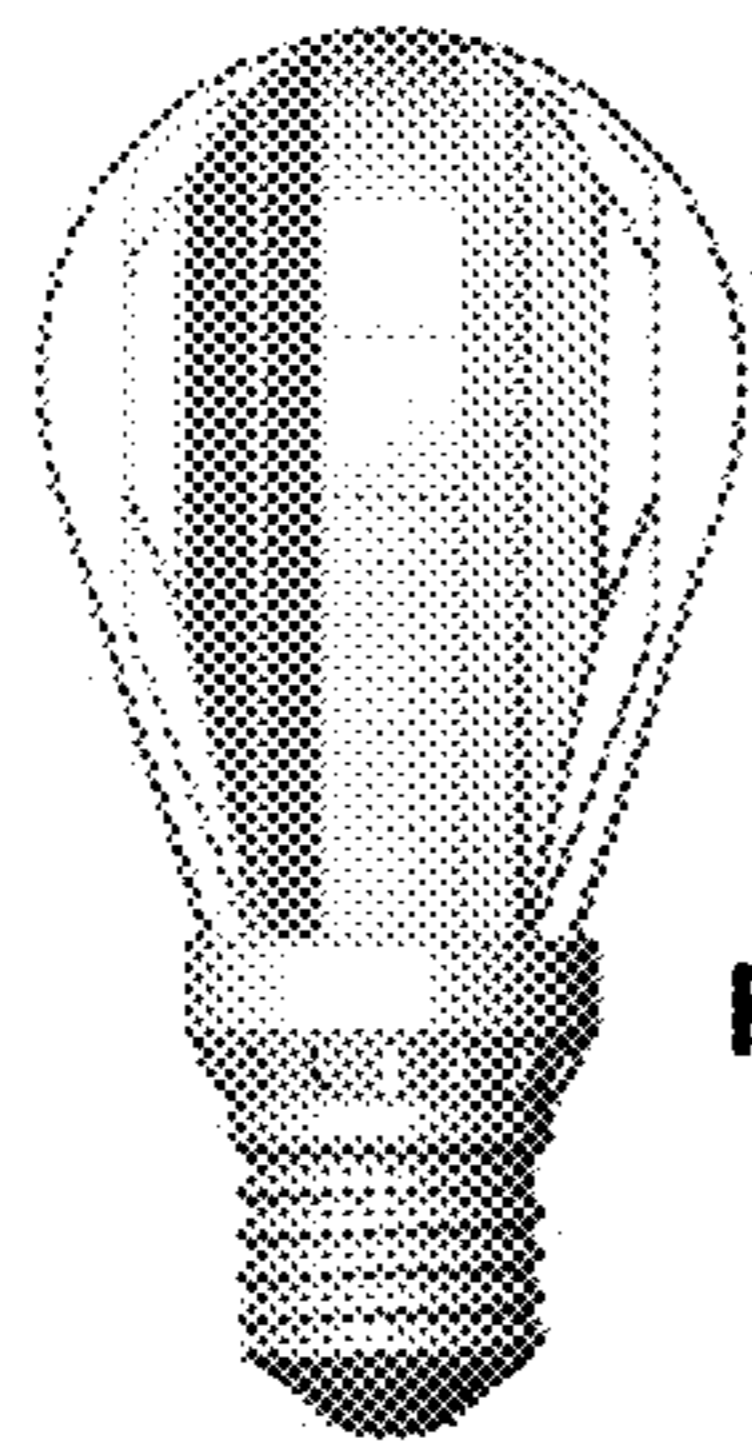


FIG. 5