



US00D797951S

(12) **United States Design Patent** (10) **Patent No.:** **US D797,951 S**
Miklavc (45) **Date of Patent:** **** Sep. 19, 2017**

(54) **MASSAGER**
(71) Applicant: **RELAXROLL GMBH**, Küsterdingen (DE)
(72) Inventor: **Jure Miklavc**, Skofja Loka (SI)
(73) Assignee: **Relaxroll GmbH**, Küsterdingen (DE)
(**) Term: **15 Years**
(21) Appl. No.: **35/500,248**
(22) Filed: **Sep. 15, 2015**
(80) **Hague Agreement Data**
Int. Filing Date: **Sep. 15, 2015**
Int. Reg. No.: **DM/087970**
Int. Reg. Date: **Sep. 15, 2015**
Int. Reg. Pub. Date: **Nov. 6, 2015**
(51) **LOC (10) Cl.** **28-03**
(52) **U.S. Cl.**
USPC **D24/215**
(58) **Field of Classification Search**
USPC D24/133, 141, 144, 200, 215; D23/370, D23/332, 328; D26/37, 46, 49; D3/1, 4
CPC A61H 2203/03; A61H 2205/067; A61H 2205/12; A61H 23/02; A61H 39/04; A61H 23/0263; A61H 7/003; A61H 15/0085; A61H 15/0092; A61H 2015/0064; A61H 2015/0071; A61H 2201/0165; A61H 2201/1261; A61H 2201/149; A61H 2201/1671; A61H 7/001; A61H 1/008; A61H 2015/0028
See application file for complete search history.

(56) **References Cited**
U.S. PATENT DOCUMENTS
D32,507 S * 4/1900 Meade D26/49
D353,463 S * 12/1994 Chuen D24/215

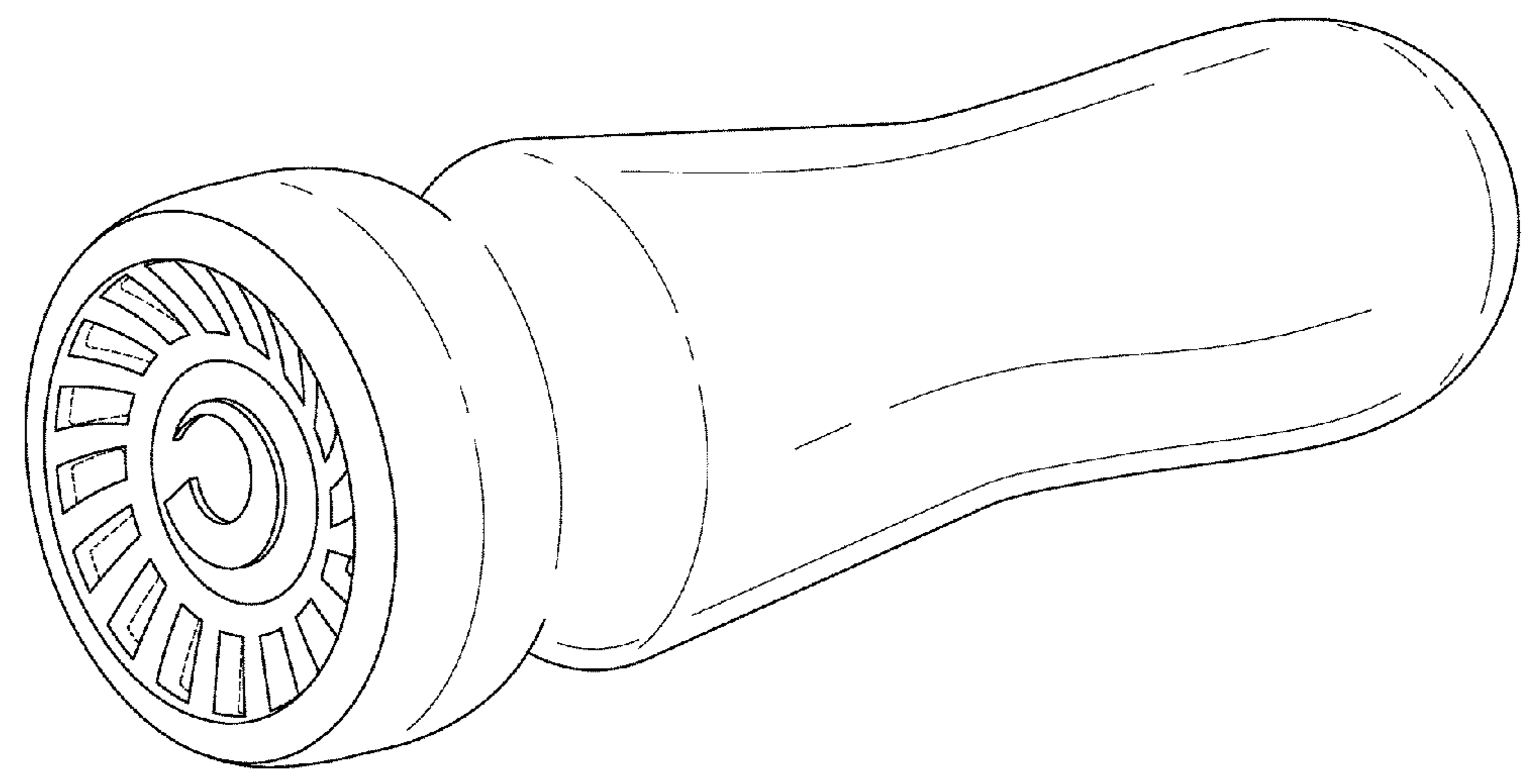
D355,259 S * 2/1995 Lie D24/215
D407,157 S * 3/1999 Malewicz D24/141
D484,606 S * 12/2003 Ahn D24/200
D518,583 S * 4/2006 Vickers D26/37
D636,888 S * 4/2011 Nikitzuk D24/215
D652,945 S * 1/2012 Chen D24/215
D659,843 S * 5/2012 Wang D24/200
D670,015 S * 10/2012 Wu D26/49
D674,126 S * 1/2013 Mase D26/49
D674,906 S * 1/2013 Matsuura D24/215
D674,907 S * 1/2013 Matsuura D24/215
D674,908 S * 1/2013 Matsuura D24/215
D674,909 S * 1/2013 Matsuura D24/215
D675,331 S * 1/2013 Matsuura D24/215
D712,564 S * 9/2014 Nan D24/215
D716,464 S * 10/2014 Kanbar D24/215
D717,963 S * 11/2014 Milton D24/215
D734,885 S * 7/2015 Brown D26/49
D736,400 S * 8/2015 Matsuura D24/215
D736,401 S * 8/2015 Matsuura D24/215
D746,500 S * 12/2015 Brown D26/49
D758,603 S * 6/2016 Phillips D24/215


* cited by examiner
Primary Examiner — Barbara Fox
Assistant Examiner — Eliza Bennett-Hattan
(74) *Attorney, Agent, or Firm* — Studebaker & Brackett PC

(57) **CLAIM**
The ornamental design for massager, as shown and described.

DESCRIPTION
1. Massager
Fig. 1.1 is a front view of the massager;
Fig. 1.2 is a left perspective view thereof; and
Fig. 1.3 is a left side view thereof.
The broken lines in the drawing depict environmental subject matter only and form no part of the claimed design.

1 Claim, 3 Drawing Sheets

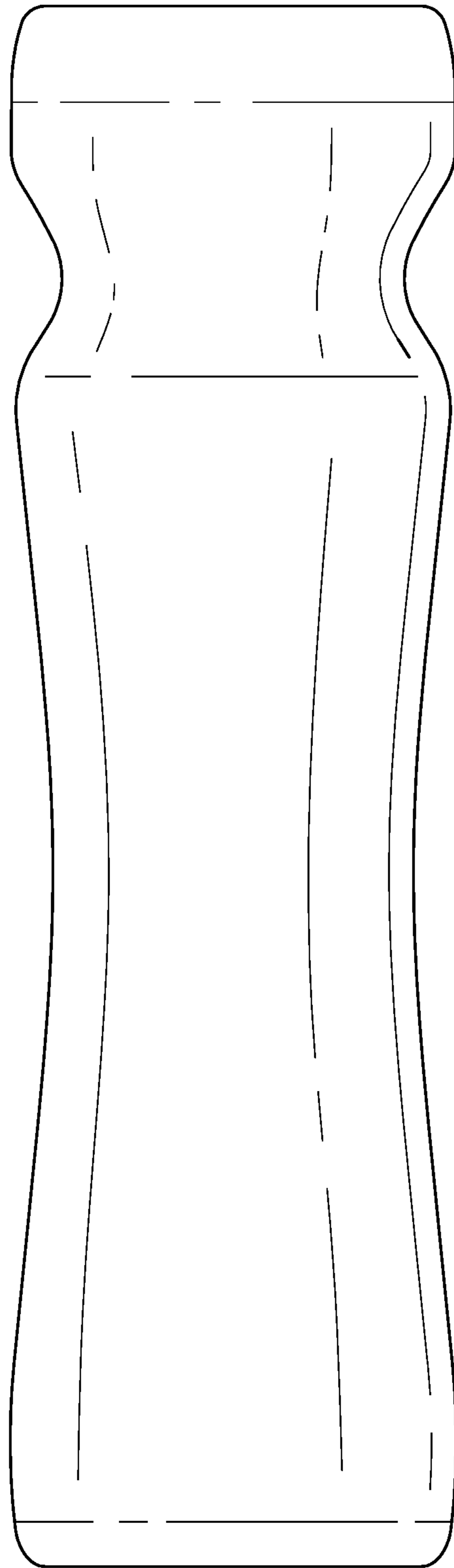




1.1



1.2



1.3