



US00D797946S

(12) **United States Design Patent**
Benenati et al.

(10) **Patent No.:** **US D797,946 S**
(45) **Date of Patent:** **** Sep. 19, 2017**

- (54) **ORTHOPEDIC WALKER**
- (71) Applicant: **Vincent A. Benenati**, Deer Park, NY (US)
- (72) Inventors: **Vincent A. Benenati**, Dix Hills, NY (US); **Jacy Krystal Bulaon**, Baldwin, NY (US)
- (73) Assignee: **Vincent A. Benenati**, Dix Hills, NY (US)
- (**) Term: **15 Years**
- (21) Appl. No.: **29/528,012**
- (22) Filed: **May 24, 2015**

Related U.S. Application Data

- (63) Continuation of application No. 29/444,098, filed on Jan. 25, 2013, now Pat. No. Des. 731,070.
- (51) **LOC (10) Cl.** **24-01**
- (52) **U.S. Cl.**
USPC **D24/192**
- (58) **Field of Classification Search**
USPC D24/190-192
CPC A61F 5/0111; A61F 5/0127; A61F 5/0195;
A61F 5/012; A61F 13/085; A43B 13/20;
A43B 13/206; A43B 5/00; A43B 5/0407;
A43B 23/029; A43B 17/03; A43B
17/035; A43B 3/0005; A43B 7/081; A43C
11/165; A43C 11/16
See application file for complete search history.

References Cited

U.S. PATENT DOCUMENTS

- 5,327,662 A * 7/1994 Hallenbeck A43C 11/00
36/50.1
- 5,351,710 A * 10/1994 Phillips A43B 13/203
137/223

- 5,526,589 A * 6/1996 Jordan A43C 15/14
36/134
- 5,718,065 A * 2/1998 Locker A43B 5/0415
36/117.1
- 5,833,639 A * 11/1998 Nunes A61F 5/0111
128/882
- 7,600,660 B2 * 10/2009 Kasper A44B 11/065
2/338
- D643,537 S * 8/2011 Lee D24/192
- 8,043,245 B2 * 10/2011 Campos A61F 5/0127
36/23
- 8,109,015 B2 * 2/2012 Signori A43B 11/00
36/131
- 8,414,275 B1 * 4/2013 Davis A43B 13/203
36/29
- 8,677,652 B2 * 3/2014 Marvin A43B 13/20
36/45

(Continued)

Primary Examiner — Eric Goodman

Assistant Examiner — Jennifer Watkins

(74) *Attorney, Agent, or Firm* — Curran Patent Law;
Kevin M. Curran, Esq.

(57) **CLAIM**

The ornamental design for an orthopedic walker, as shown and described.

DESCRIPTION

FIG. 1 shows a front elevation view of an orthopedic walker having a bladder inflation bulb on the back side, not visible from the front.

FIG. 2 shows a front left-side perspective view of FIG. 1.

FIG. 3 shows a top plan view of FIG. 1.

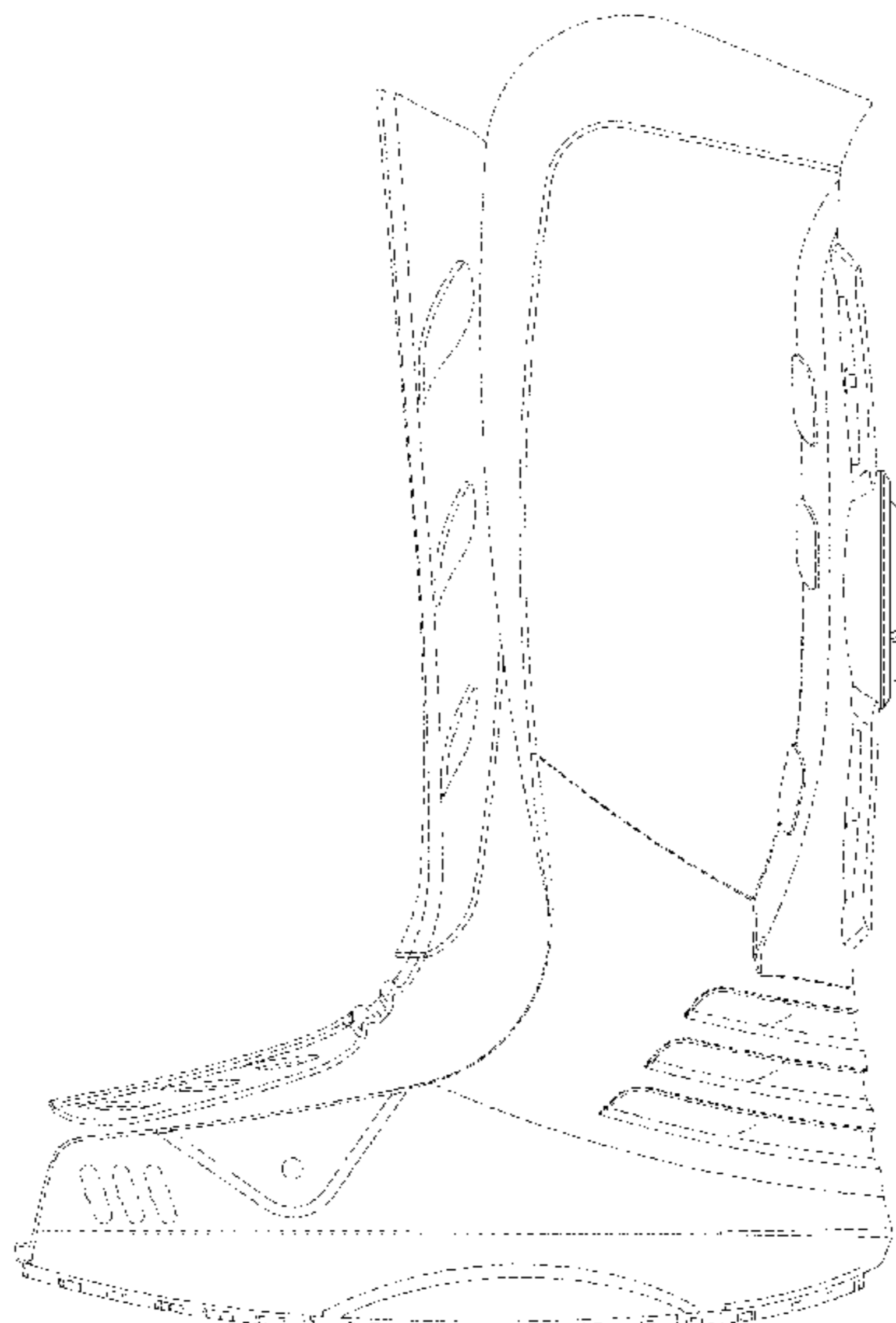
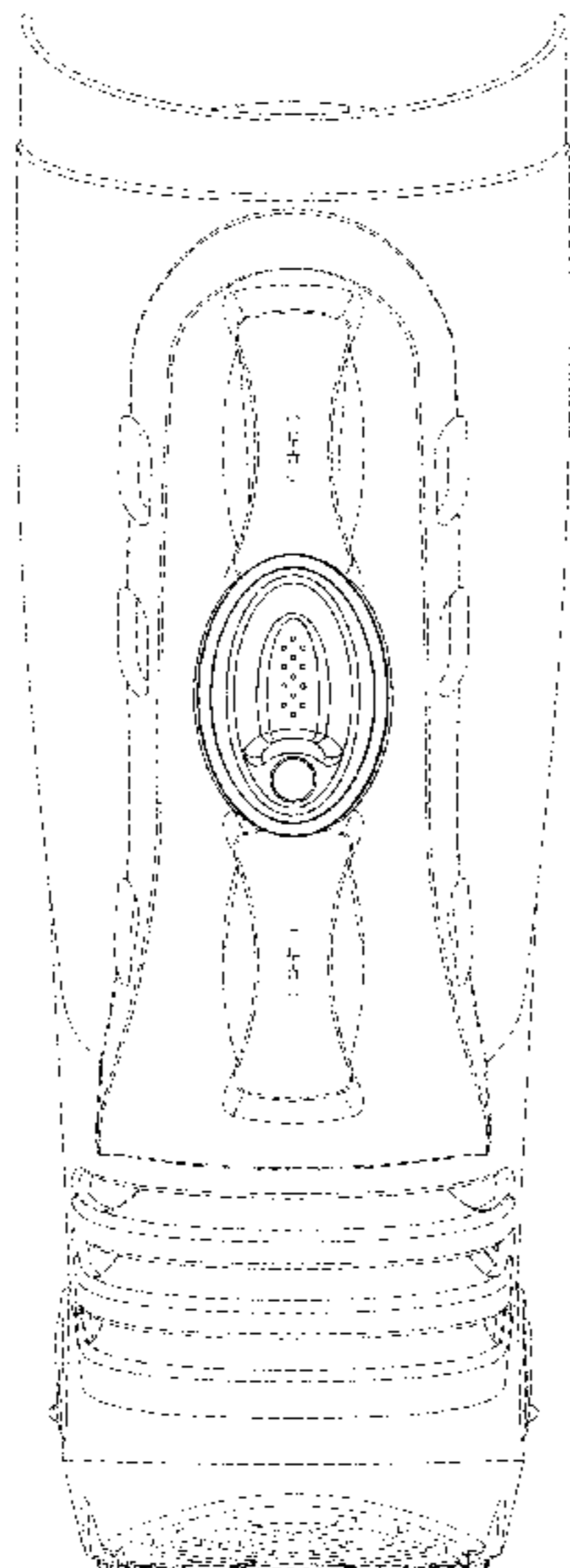
FIG. 4 shows a back elevation view of FIG. 1.

FIG. 5 shows a left-side elevation view of FIG. 1; and,

FIG. 6 shows a right-side elevation view of FIG. 1.

The broken lines in the figures are for the purpose of illustrating portions of an orthopedic walker that form no part of the claim.

1 Claim, 6 Drawing Sheets



(56)

References Cited

U.S. PATENT DOCUMENTS

8,955,199 B2 * 2/2015 Chang A43C 11/165
 24/68 SK
 D731,070 S * 6/2015 Benenati D24/192
 9,357,807 B2 * 6/2016 Berns A41F 19/00
 2004/0211085 A1 * 10/2004 Passke A43B 13/189
 36/3 B
 2005/0087115 A1 * 4/2005 Martin B63B 35/7936
 114/39.19
 2006/0135899 A1 * 6/2006 Jerome A61F 5/0111
 602/23
 2009/0184189 A1 * 7/2009 Soderberg A43B 3/0042
 242/395
 2009/0287128 A1 * 11/2009 Ingimundarson A61F 5/0111
 602/27
 2010/0251524 A1 * 10/2010 Chen A43C 7/00
 24/713.2
 2011/0146032 A1 * 6/2011 Hu A61F 5/01
 24/265 R
 2012/0000092 A1 * 1/2012 Ingvarsson A61F 5/0111
 36/88
 2013/0066247 A1 * 3/2013 Bird A61F 5/0111
 602/13
 2014/0128789 A1 * 5/2014 Chen A61F 5/0195
 602/23
 2014/0350446 A1 * 11/2014 Gunnsteinsson A61F 5/0111
 602/27
 2015/0088046 A1 * 3/2015 Walborn A61F 5/0111
 602/27
 2015/0157482 A1 * 6/2015 Batterson A61F 5/012
 602/13
 2015/0164179 A1 * 6/2015 Walborn A43B 13/14
 36/25 R

* cited by examiner

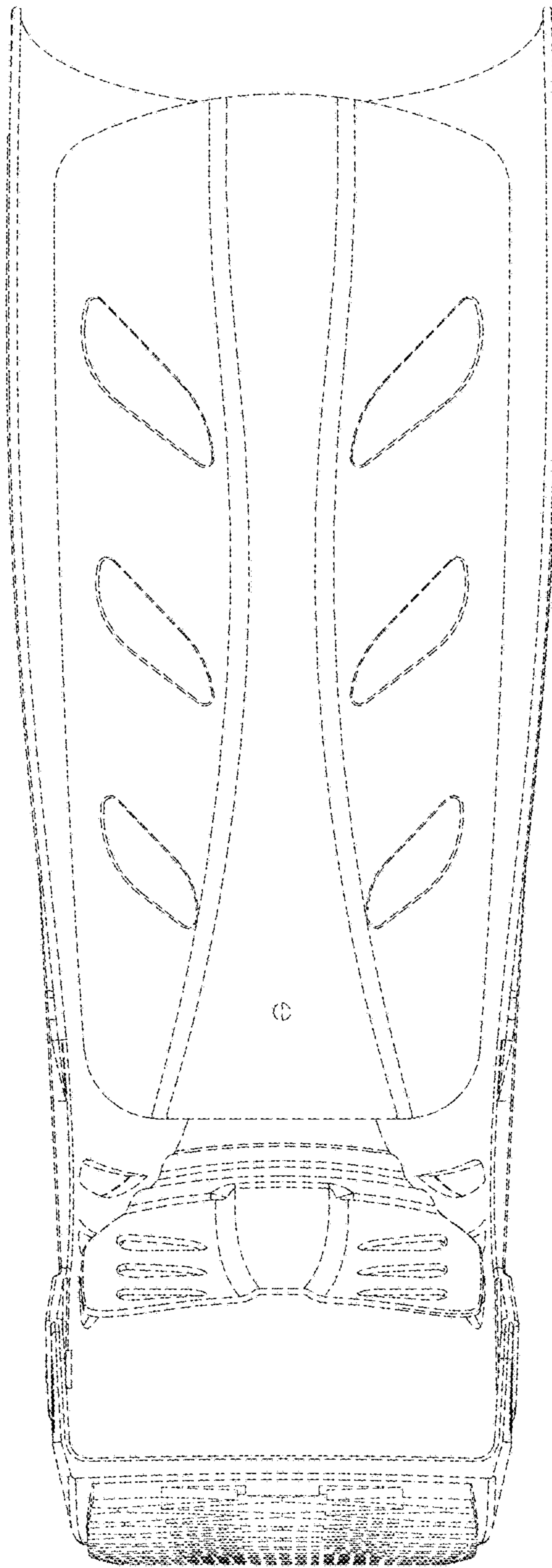


FIG. 1

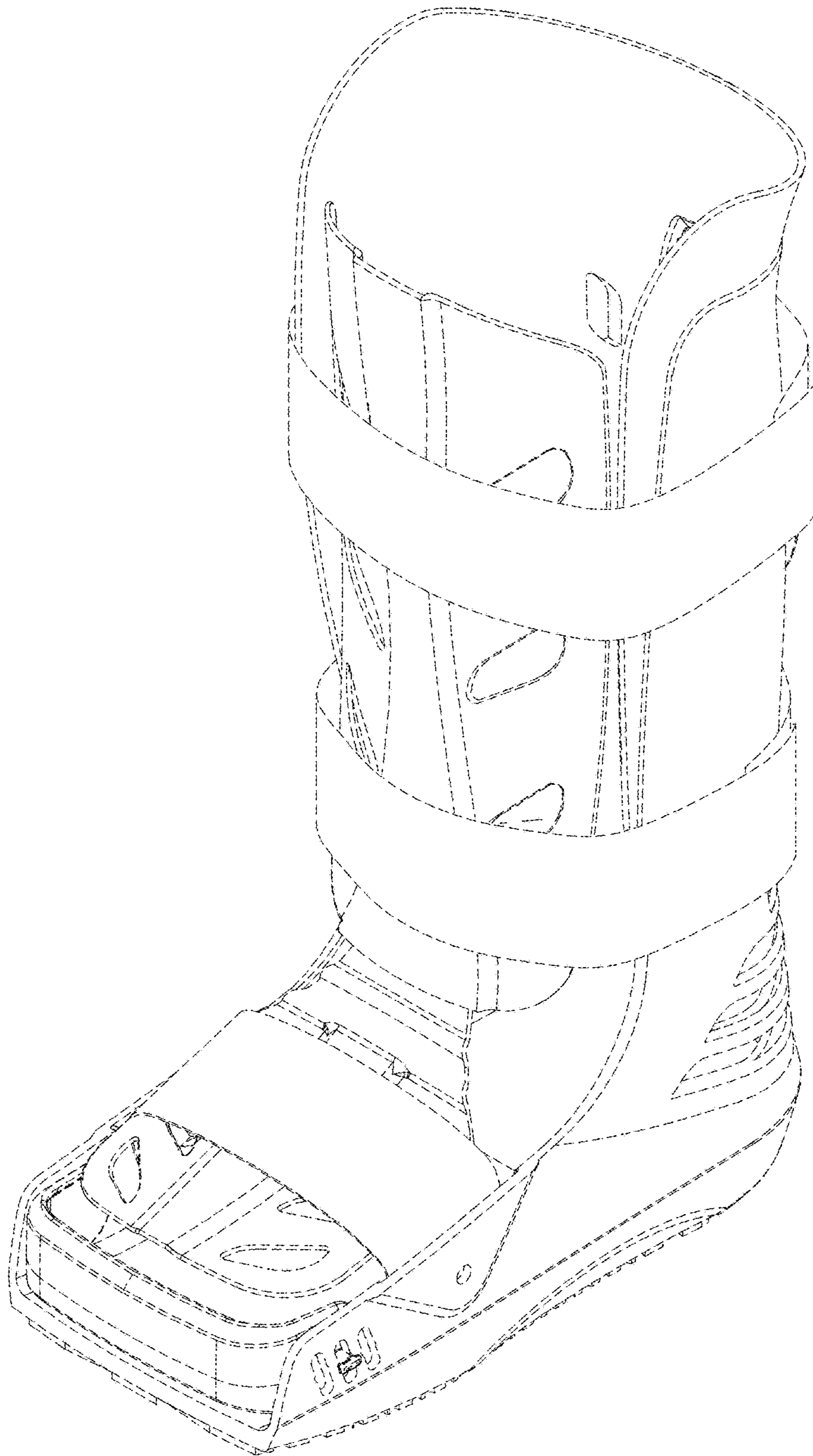


FIG. 2

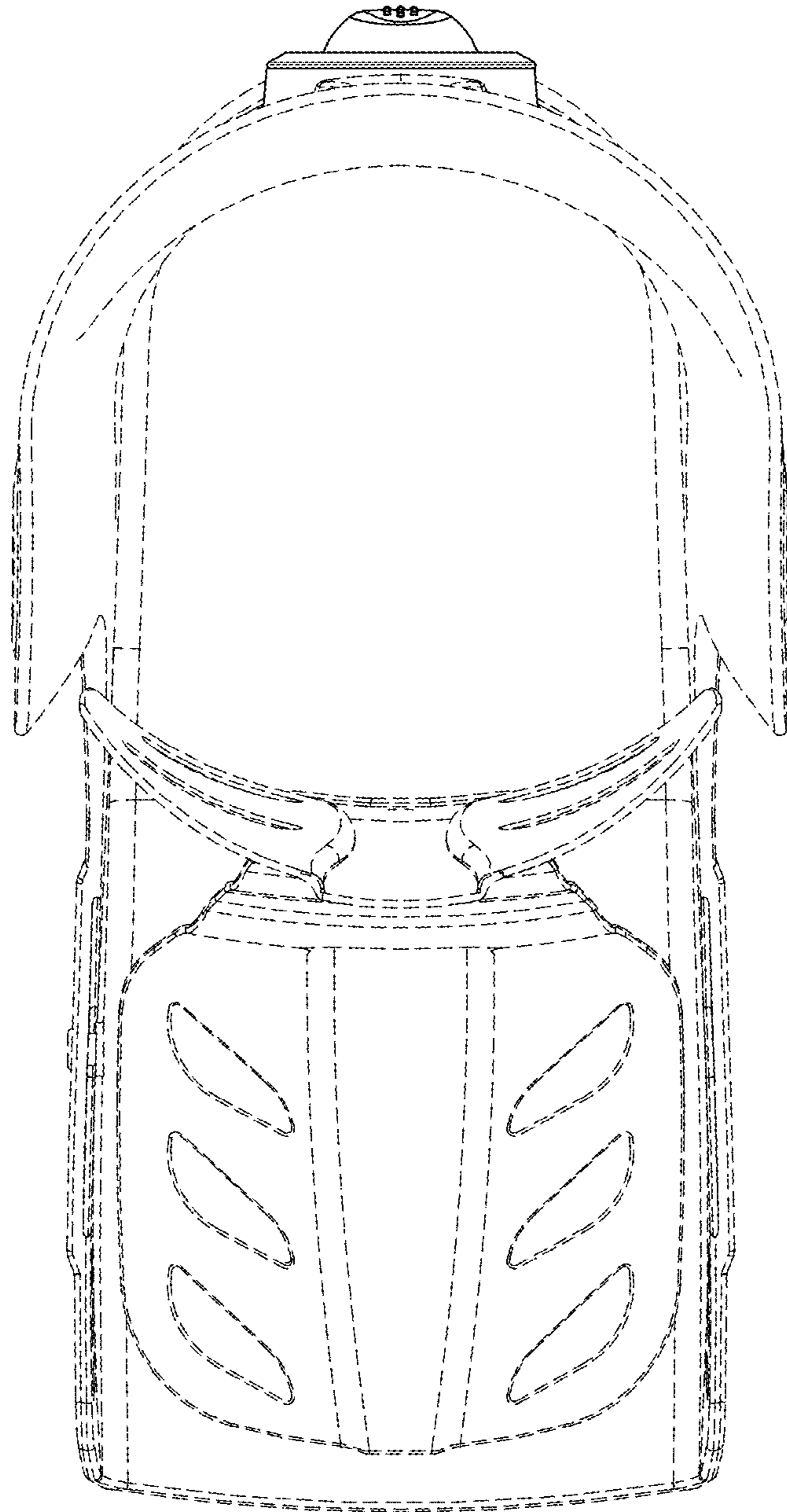


FIG. 3

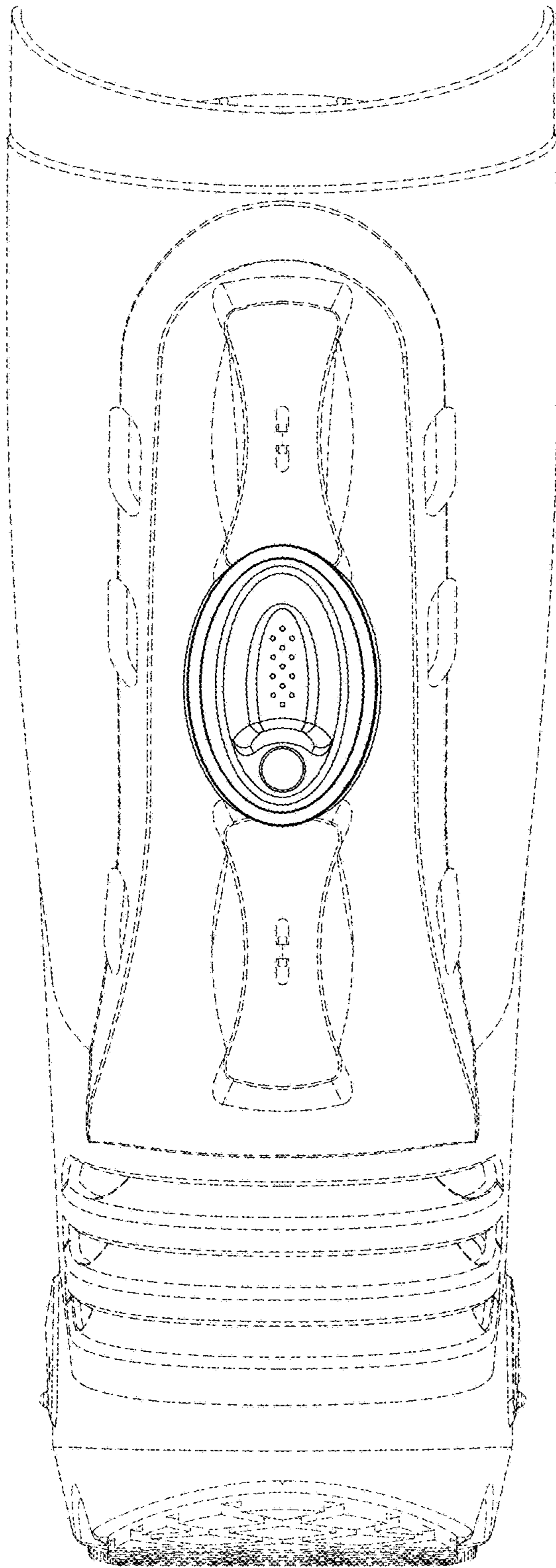


FIG. 4

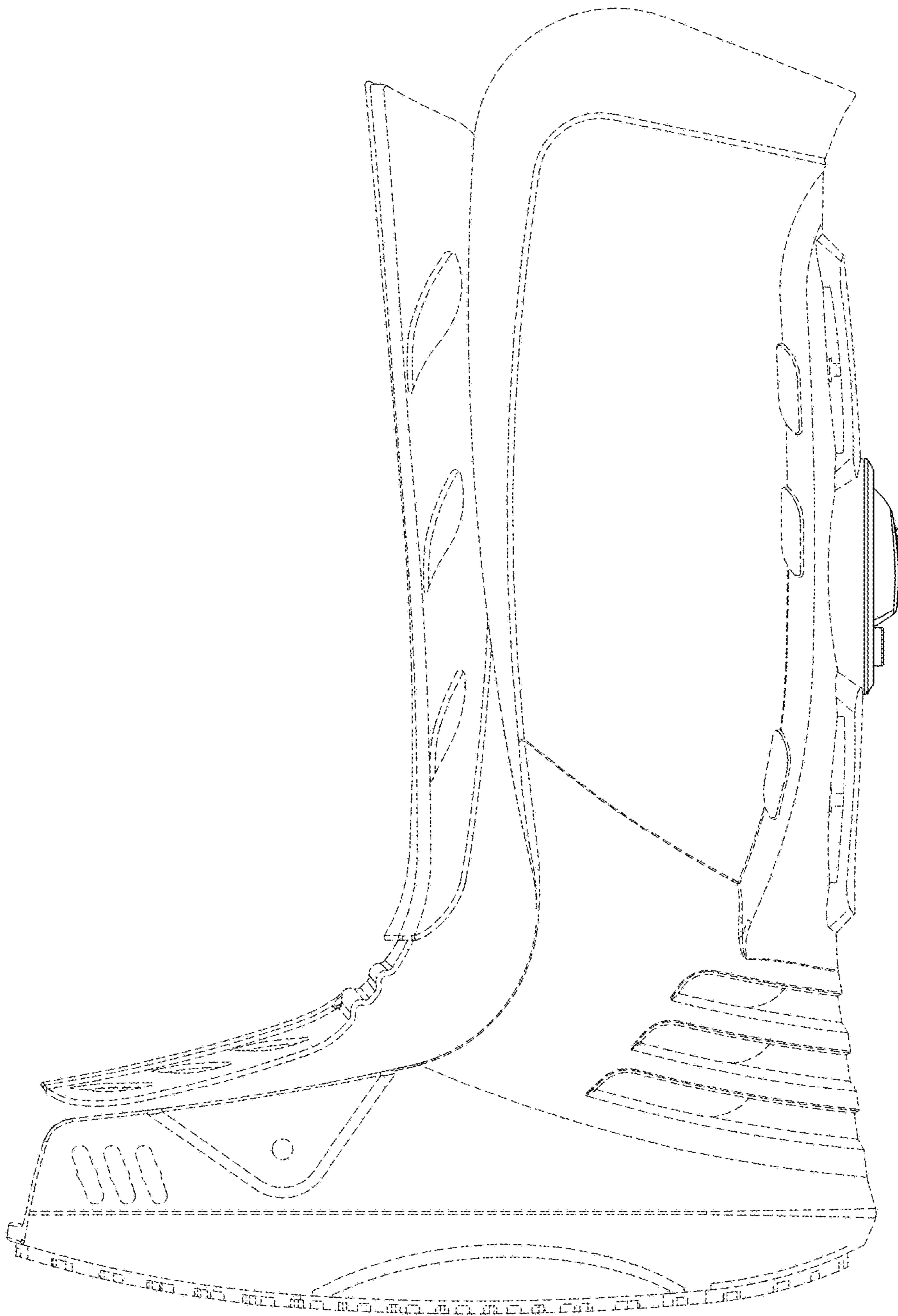


FIG. 5

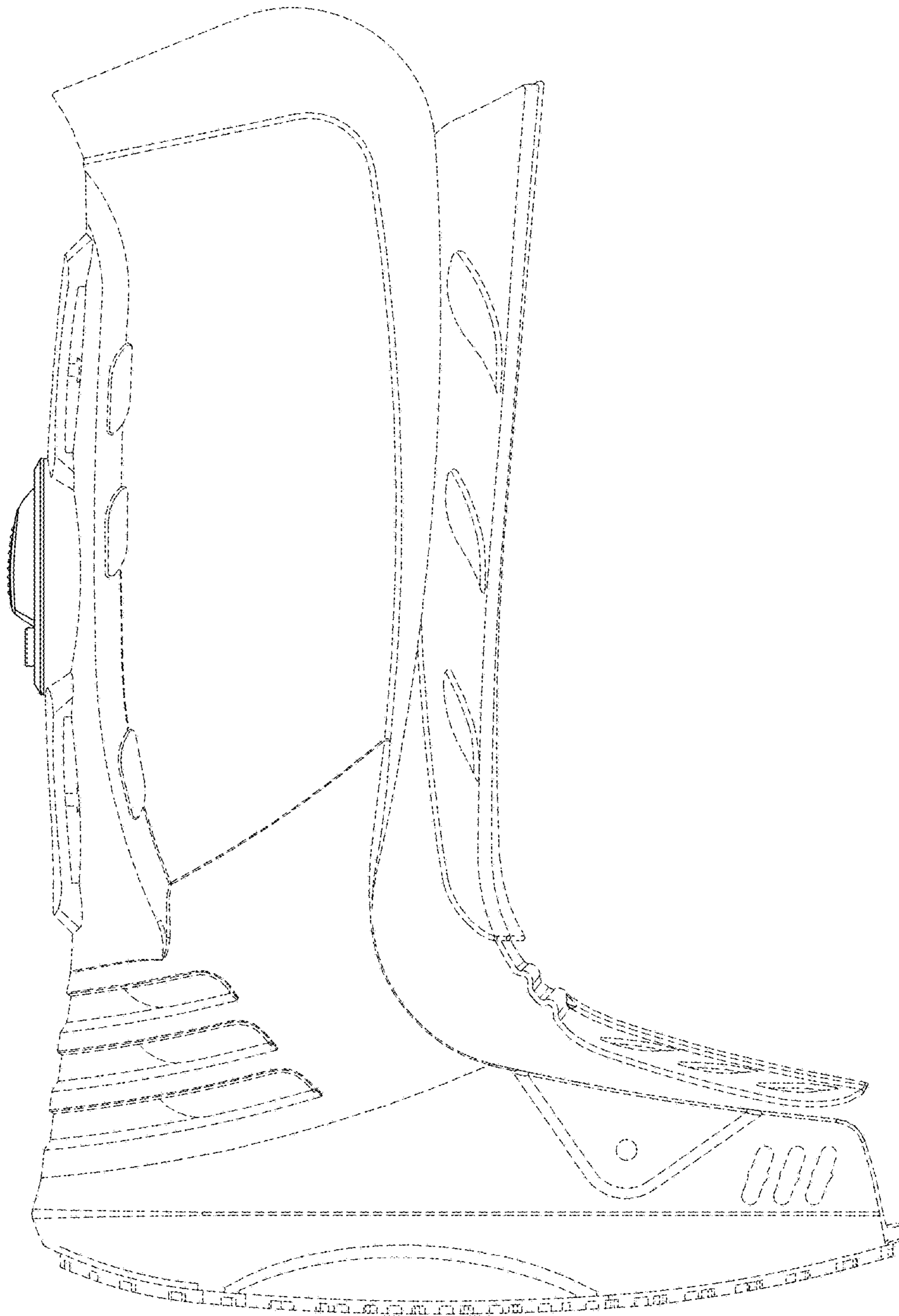


FIG. 6