



US00D797884S

(12) **United States Design Patent** (10) **Patent No.:** **US D797,884 S**
Lee (45) **Date of Patent:** **** Sep. 19, 2017**

- (54) **FISH HOOK HAVING A CLIP**
- (71) Applicant: **Young W. Lee**, Perrysburg, OH (US)
- (72) Inventor: **Young W. Lee**, Perrysburg, OH (US)
- (**) Term: **15 Years**
- (21) Appl. No.: **29/574,336**
- (22) Filed: **Aug. 15, 2016**
- (51) **LOC (10) Cl.** **22-05**
- (52) **U.S. Cl.**
USPC **D22/144**
- (58) **Field of Classification Search**
USPC D22/125, 126, 127, 144
CPC A01K 83/00; A01K 83/06; A01K 91/04
See application file for complete search history.

(56) **References Cited**

U.S. PATENT DOCUMENTS

842,594	A *	1/1907	Van Vleok	A01K 83/00
					43/43.16
2,539,735	A *	1/1951	Forsyth	A01K 83/00
					43/43.16
4,802,300	A *	2/1989	Fujii	A01K 83/00
					43/42.51
D487,913	S *	3/2004	Asada	D22/144
D594,526	S *	6/2009	Ferguson	D22/144
D594,527	S *	6/2009	Ferguson	D22/144
D594,528	S *	6/2009	Ferguson	D22/144
D770,007	S *	10/2016	Manson	D22/144
D771,768	S *	11/2016	Kim	D22/144
D773,602	S *	12/2016	Kim	D22/144
2003/0172579	A1 *	9/2003	Ivarson	A01K 83/00
					43/43.16

2009/0000179	A1 *	1/2009	Dohi	A01K 83/00
					43/43.16
2013/0025179	A1 *	1/2013	Tsutsumi	A01K 83/00
					43/17.5
2016/0302399	A1 *	10/2016	Sakellaropoulos	A01K 83/06
2016/0324132	A1 *	11/2016	Lorimer	A01K 83/00
2017/0071175	A1 *	3/2017	Mathieu	A01K 83/00

* cited by examiner

Primary Examiner — Karen S Acker

Assistant Examiner — S. Bryan Reinholdt, Jr.

(74) *Attorney, Agent, or Firm* — Mitchell Law PLLC;
Matthew W. Mitchell

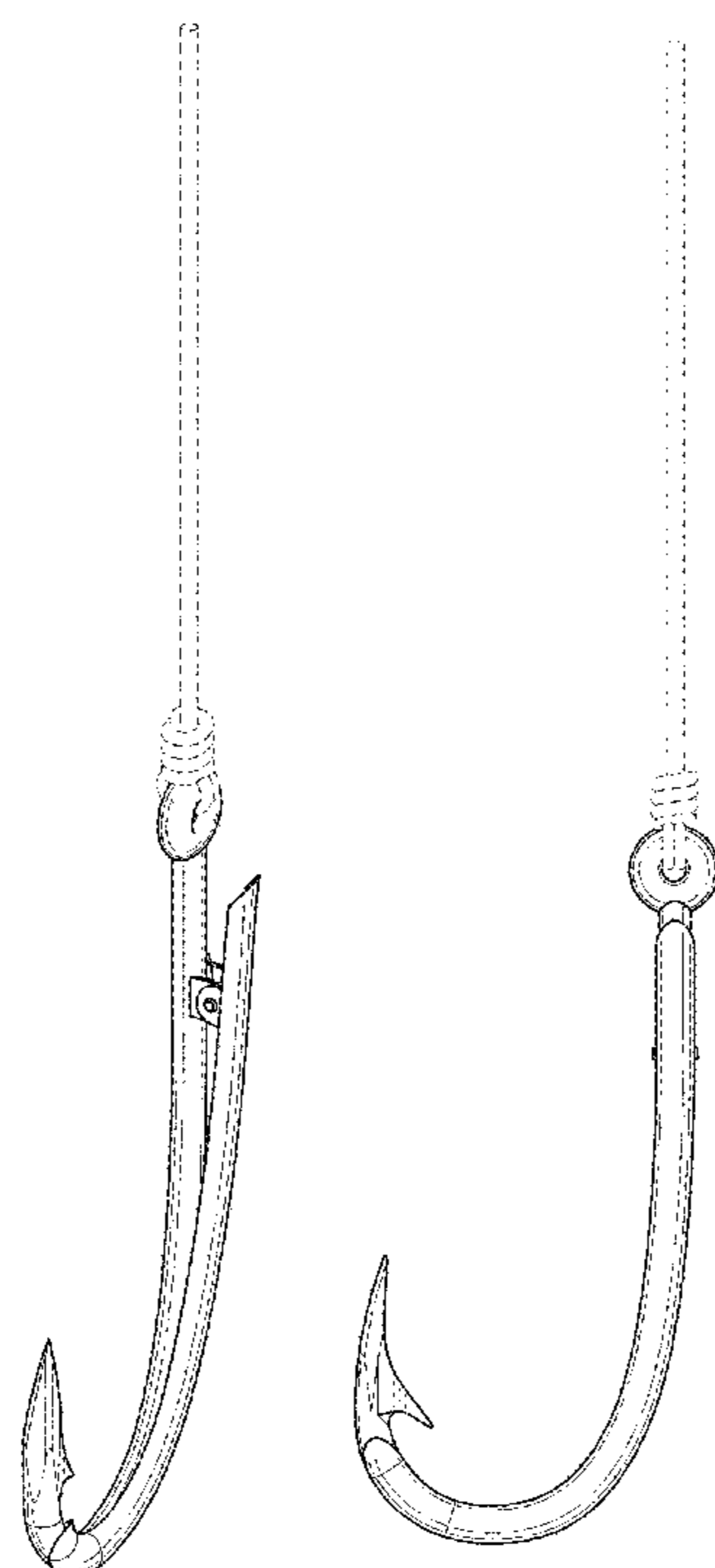
(57) **CLAIM**

The ornamental design for a fish hook having a clip, as shown and described.

DESCRIPTION

FIG. 1 is a back perspective view of the fish hook having a clip of the present invention;
 FIG. 2 is a front perspective view of the design of FIG. 1;
 FIG. 3 is a side view of the design of FIG. 1, as seen from the right side of FIG. 8;
 FIG. 4 is a side view of the design of FIG. 1, as seen from the left side of FIG. 8;
 FIG. 5 is a top plan view in elevation of the design of FIG. 1;
 FIG. 6 is a bottom plan view of the design of FIG. 1;
 FIG. 7 is a back view of the design of FIG. 1; and,
 FIG. 8 is a front view of the design of FIG. 1.
 The broken line showing of a fishing line is included to show the design in a position of use and forms no part of the claimed design.

1 Claim, 7 Drawing Sheets



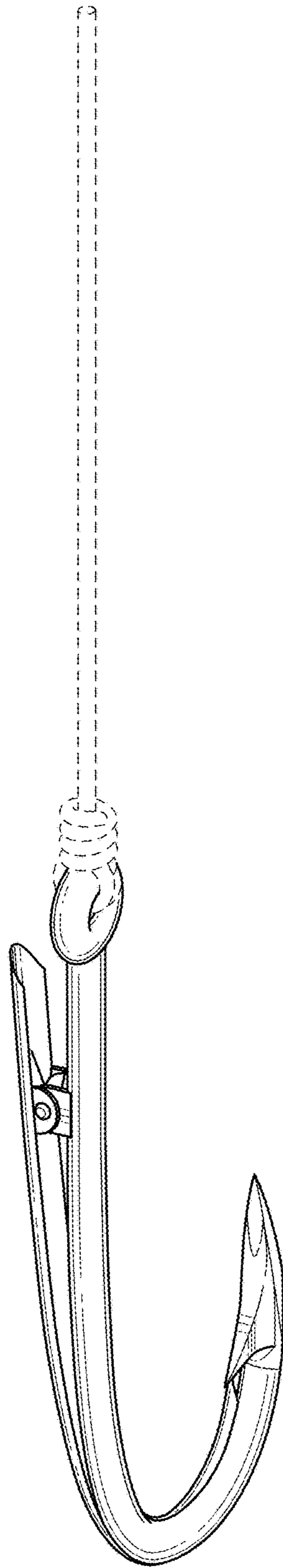


FIG. 1

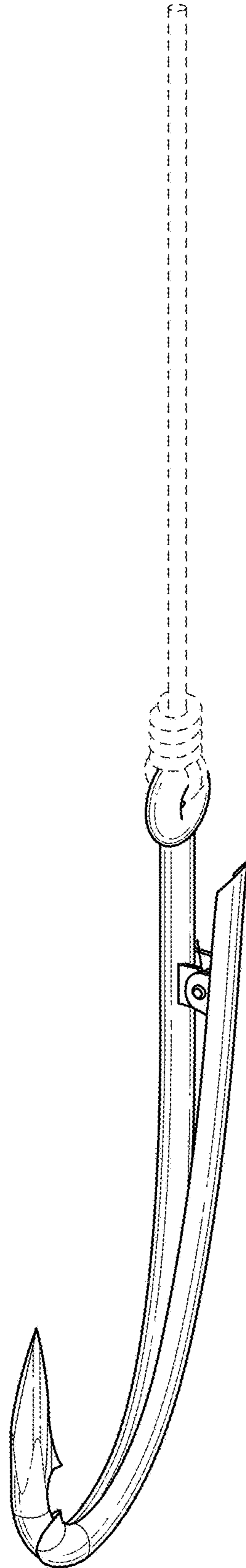


FIG. 2




FIG. 3

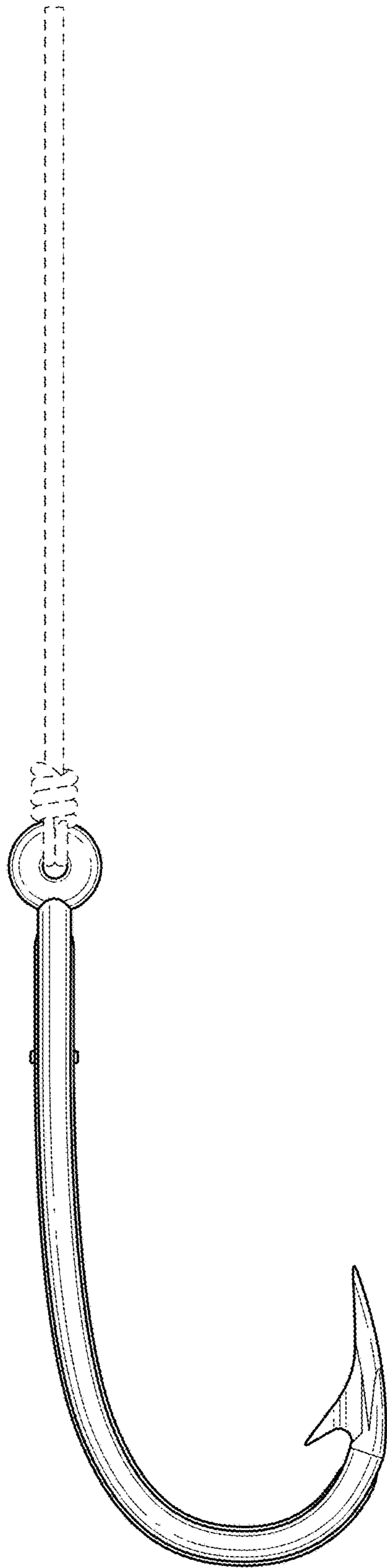


FIG. 4




FIG. 5

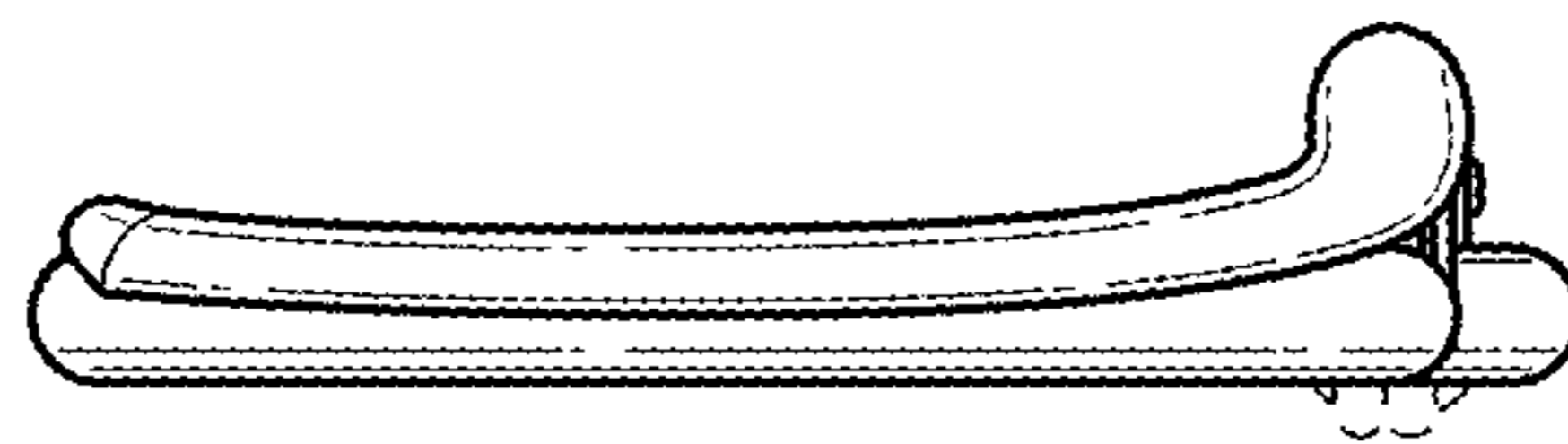


FIG. 6




FIG. 7




FIG. 8