



US00D797869S

(12) **United States Design Patent** (10) **Patent No.:** **US D797,869 S**
Baudhuin et al. (45) **Date of Patent:** **** Sep. 19, 2017**

(54) **PULLEY ASSEMBLY FOR EXERCISE EQUIPMENT**

(71) Applicant: **Mad Dogg Athletics, Inc.**, Venice, CA (US)

(72) Inventors: **John Baudhuin**, Venice, CA (US); **John Cook**, Venice, CA (US); **Ron Gibson**, Venice, CA (US); **Mark Livingston**, Venice, CA (US)

(73) Assignee: **Mad Dogg Athletics, Inc.**, Venice, CA (US)

(**) Term: **15 Years**

(21) Appl. No.: **29/530,744**

(22) Filed: **Jun. 18, 2015**

Related U.S. Application Data

(63) Continuation-in-part of application No. 14/675,546, filed on Mar. 31, 2015.

(51) **LOC (10) Cl.** **21-02**

(52) **U.S. Cl.**
USPC **D21/694**

(58) **Field of Classification Search**
USPC D21/673, 662, 694, 753, 686, 679, 691, D21/680, 682, 696; 482/129, 102, 92, 482/93, 94, 99, 101, 103, 121, 904, 141, 482/138, 139, 98, 106, 41; D30/162; 294/1.4; 248/223.41, 225.11; D6/546, D6/548; D8/360, 356, 14, 75; 254/390, 254/409, 124, 130, 131, 30; D14/204; 173/90, 91, 132, 118, 130, 128; 463/47.6; 215/379, 396; 220/772; D25/126; D10/70; D15/123; 351/156, 351/157; D13/154
CPC H01L 2924/00014; H01L 2924/00; A63B 21/4035; A63B 37/0076; A63B 37/0064; A63B 21/154

See application file for complete search history.

(56) **References Cited**

U.S. PATENT DOCUMENTS

3,806,094 A * 4/1974 Harken B66D 3/04
254/409
D260,963 S * 9/1981 Merry D8/360
D431,449 S * 10/2000 Mihailovic D8/360
6,267,711 B1 * 7/2001 Hinds A63B 1/00
482/121
6,770,015 B2 * 8/2004 Simonson A63B 21/154
482/101
7,601,105 B1 * 10/2009 Gipson, III A63B 21/055
482/103
D650,451 S * 12/2011 Olson D21/662

(Continued)

OTHER PUBLICATIONS

CrossCore Pro Kit by CrossCore dated no date given. Found online [Jan. 4, 2017] <http://crosscore.com/crosscore-pro-kit/>*

Primary Examiner — Robert M Spear

Assistant Examiner — Ryan Harvey

(74) *Attorney, Agent, or Firm* — WPAT, P.C., Intellectual Property Attorneys; Anthony King

(57) **CLAIM**

The ornamental design for a pulley assembly for exercise equipment, as shown.

DESCRIPTION

FIG. 1 is a front perspective view of pulley assembly for exercise equipment.

FIG. 2 is a front view thereof.

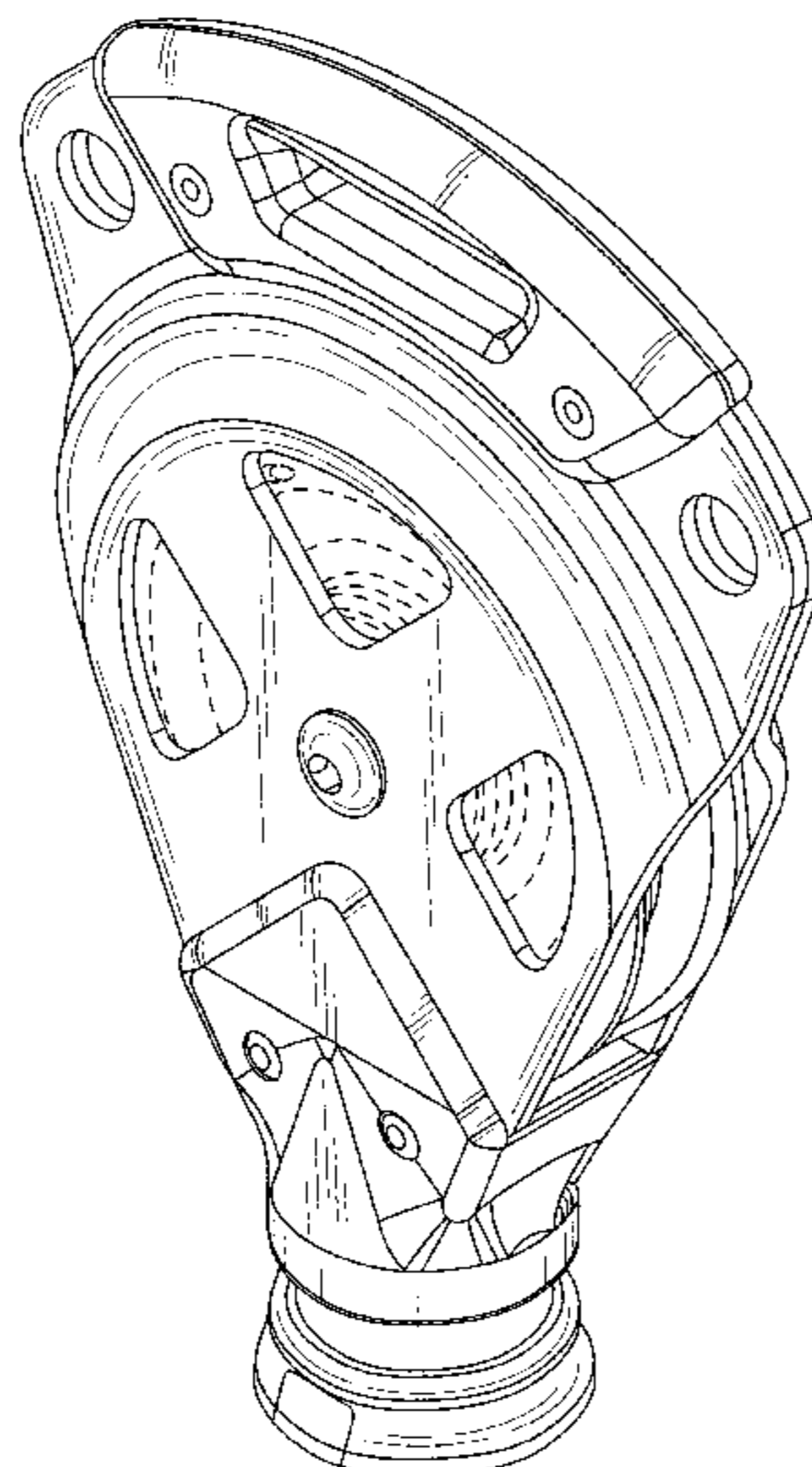
FIG. 3 is a top view thereof.

FIG. 4 is a bottom view thereof; and,

FIG. 5 is a side view thereof.

Broken lines shown in the drawings illustrate portions of the pulley assembly for exercise equipment and form no part of the claimed design.

1 Claim, 5 Drawing Sheets



(56)

References Cited

U.S. PATENT DOCUMENTS

D658,487 S * 5/2012 Chih D8/360
D659,775 S * 5/2012 Olson D21/673
D708,507 S * 7/2014 Fretz D8/360
D746,388 S * 12/2015 Hockridge D21/673
9,457,220 B2 * 10/2016 Olson A63B 21/156
2009/0114893 A1 * 5/2009 Lange B66D 3/04
254/390
2011/0177921 A1 * 7/2011 Olson A63B 21/00065
482/92
2011/0183816 A1 * 7/2011 Giannelli A63B 23/03533
482/94
2013/0274075 A1 * 10/2013 Habing A63B 21/062
482/102
2014/0106949 A1 * 4/2014 Mestemaker A63B 21/0414
482/129

* cited by examiner

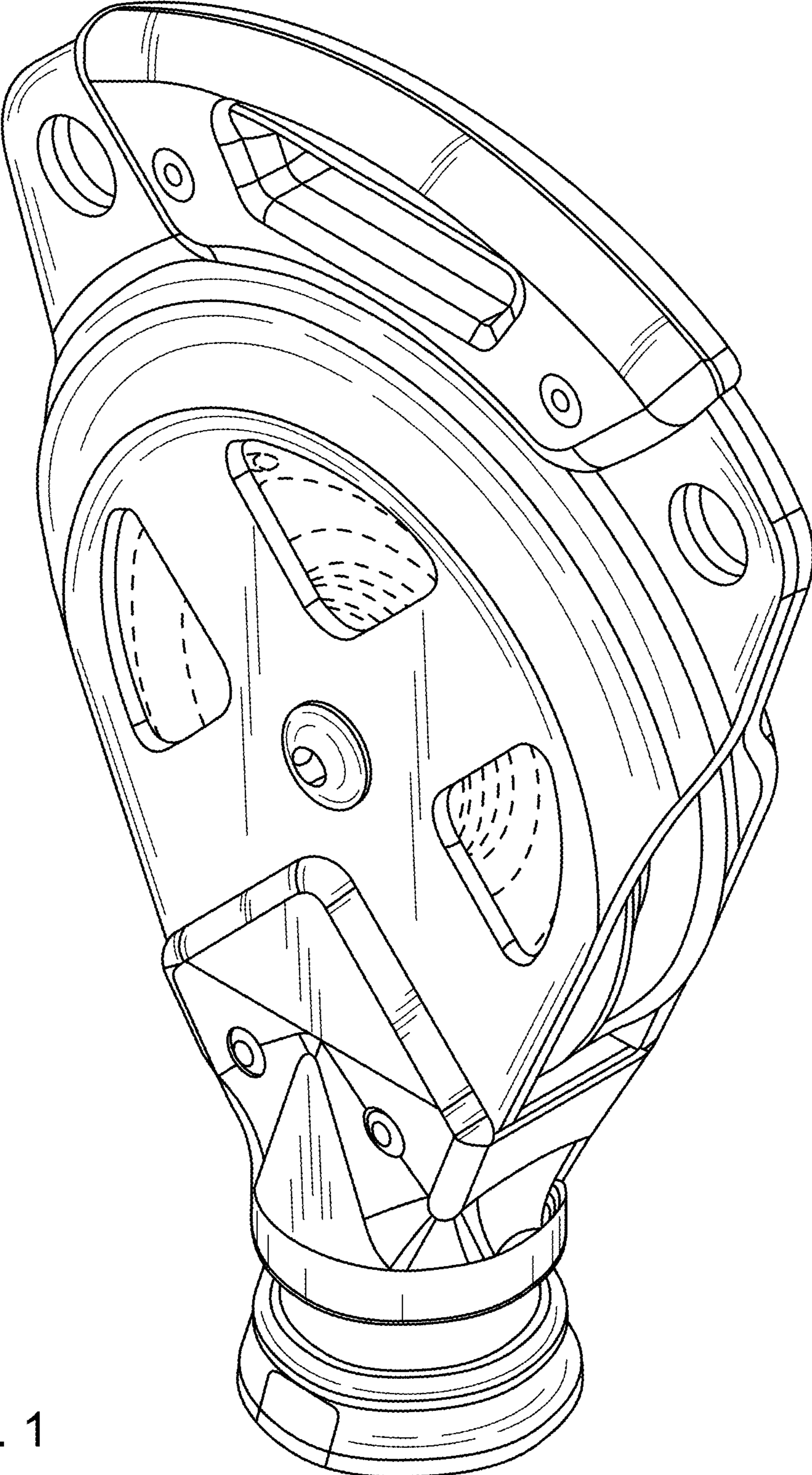


FIG. 1

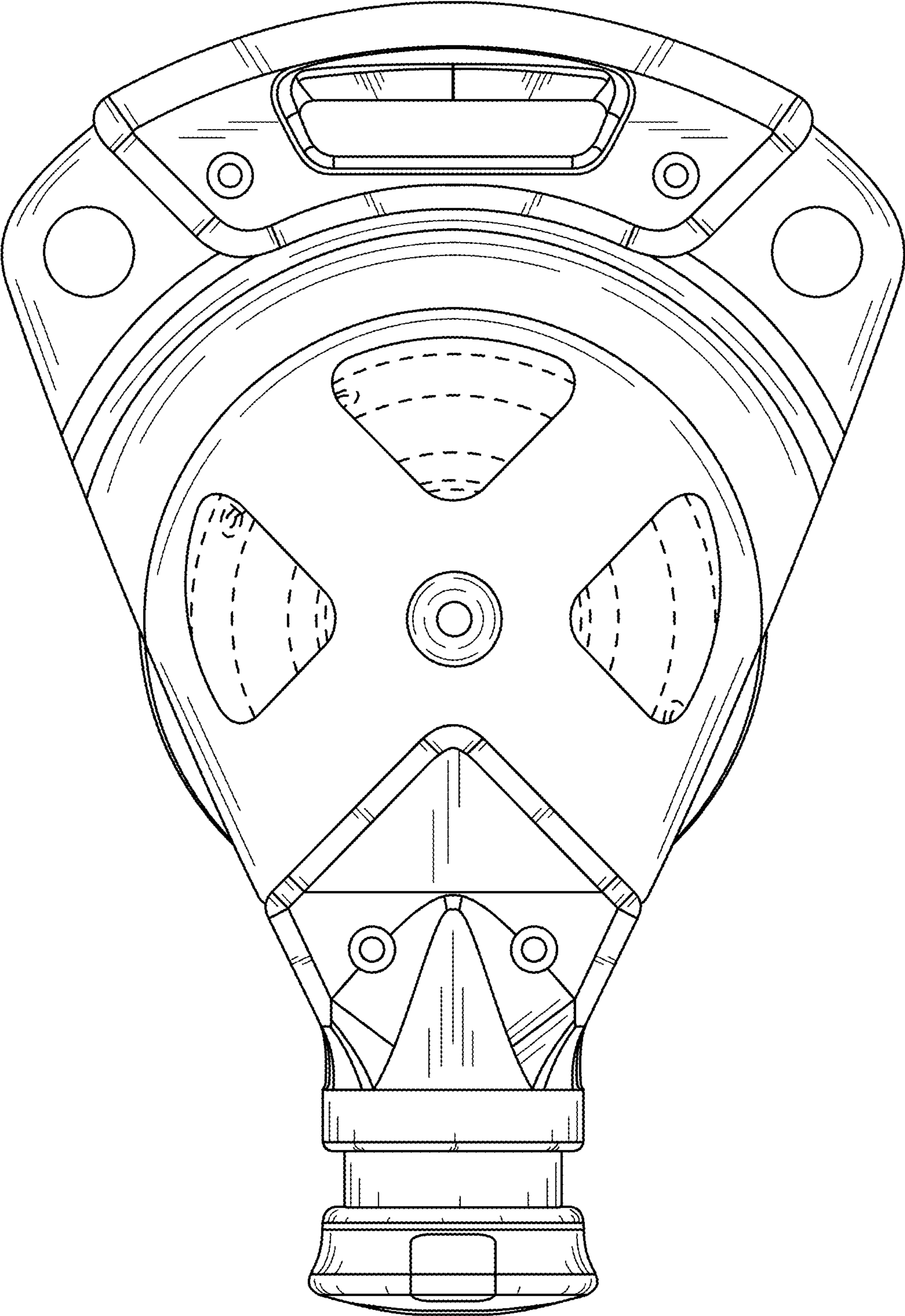


FIG. 2

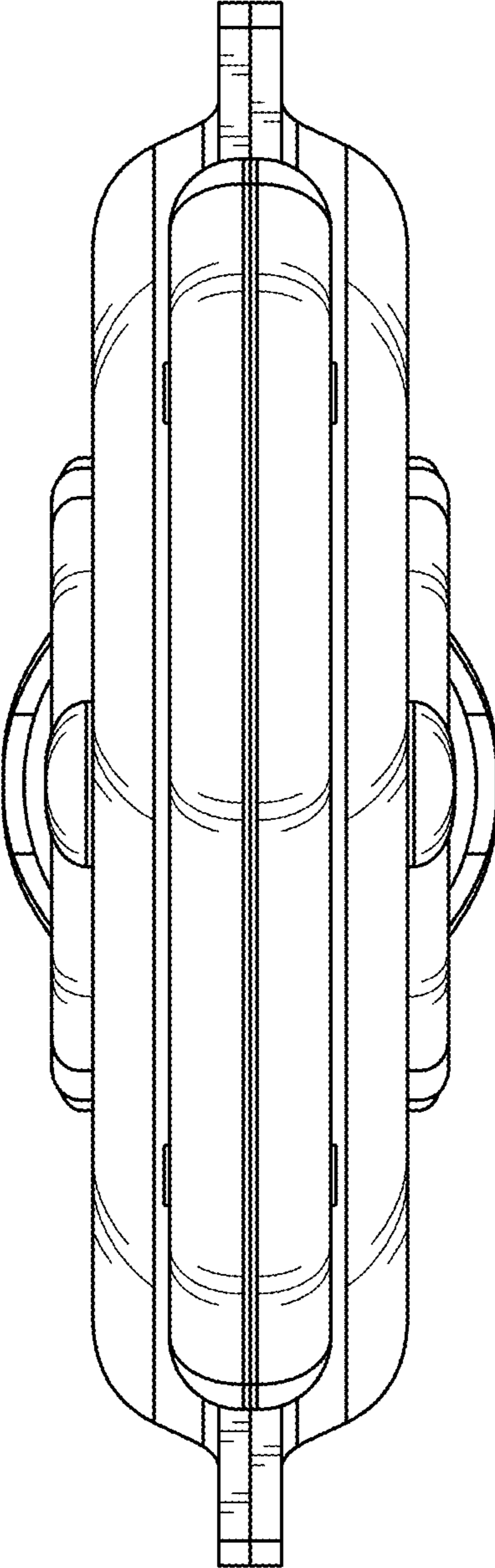


FIG. 3

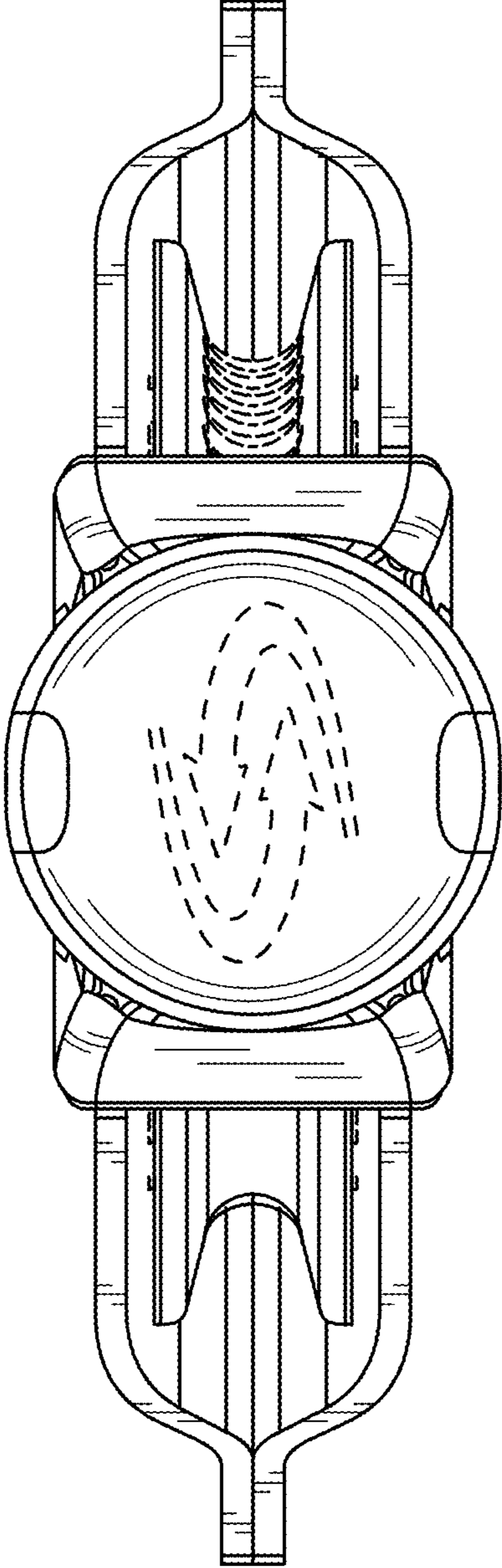


FIG. 4

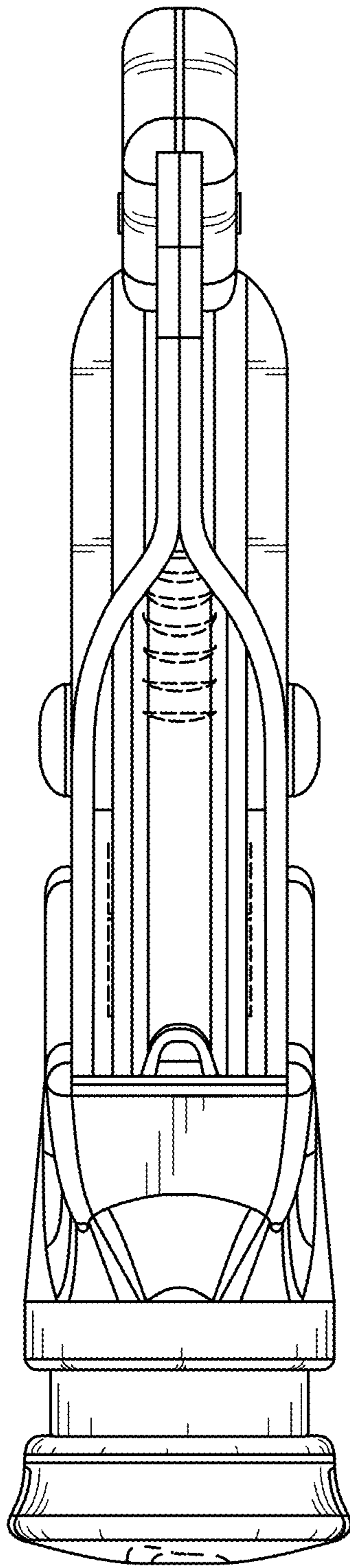


FIG. 5