



US00D797855S

(12) **United States Design Patent** (10) **Patent No.:** **US D797,855 S**
Katsuno (45) **Date of Patent:** **** Sep. 19, 2017**

(54) **DISPLAY DEVICE**
(71) Applicant: **CLARION CO., LTD.**, Saitama-shi,
Saitama (JP)
(72) Inventor: **Keita Katsuno**, Matsudo (JP)
(73) Assignee: **CLARION CO., LTD.**, Saitama (JP)
(**) Term: **15 Years**
(21) Appl. No.: **29/550,742**
(22) Filed: **Jan. 6, 2016**

(30) **Foreign Application Priority Data**
Jul. 9, 2015 (JP) 2015-015283
(51) **LOC (10) Cl.** **20-03**
(52) **U.S. Cl.**
USPC **D20/10; D12/415**
(58) **Field of Classification Search**
USPC D10/1, 10, 12, 13, 65, 70, 75, 78;
D12/415-420, 400, 191, 106, 195, 345,
D12/96, 99; D20/10, 19, 40, 41, 42, 99
CPC G09F 2003/0264; G09F 2003/1023; G09F
7/00; B60R 7/04; B60R 7/08
See application file for complete search history.

(56) **References Cited**
U.S. PATENT DOCUMENTS
D326,614 S * 6/1992 Hwang D10/10
D398,796 S * 9/1998 Fauchald D12/415
D511,119 S * 11/2005 Chang D10/10
D560,592 S * 1/2008 Brassard D12/415
D628,143 S * 11/2010 Riddiford D12/415
7,877,909 B1 * 2/2011 Hagen A01K 11/00
40/300
D660,368 S * 5/2012 Podd D20/42
D660,370 S * 5/2012 Podd D20/42

D665,030 S * 8/2012 Podd D20/42
D713,404 S * 9/2014 Green D14/344
D735,112 S * 7/2015 Deng D12/415
D753,770 S * 4/2016 McCulough D20/42
D764,592 S * 8/2016 Zenoff D20/42
D776,761 S * 1/2017 Zenoff D20/42
D778,360 S * 2/2017 Ambrose D20/10
D778,713 S * 2/2017 McSweyn D12/415
D784,907 S * 4/2017 Lu D12/415
2002/0157295 A1 * 10/2002 Bush G09F 3/20
40/661.05
2011/0277360 A1 * 11/2011 Osiecki B60R 13/005
40/541
2015/0028075 A1 * 1/2015 Khatchatrian B60R 11/02
224/483

* cited by examiner

Primary Examiner — Mary Ann Calabrese
Assistant Examiner — Sloan Rozin
(74) *Attorney, Agent, or Firm* — McDermott Will & Emery LLP

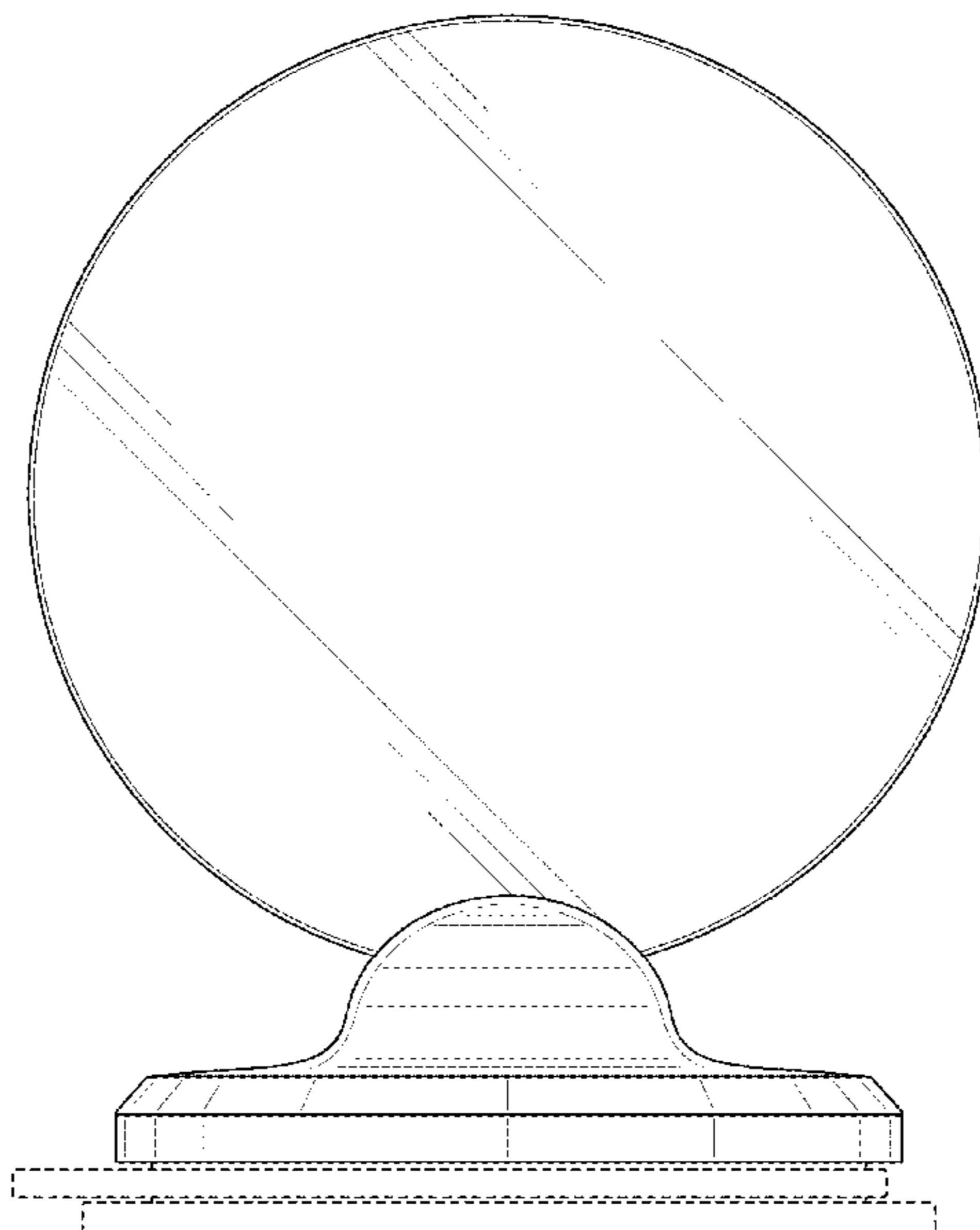
(57) **CLAIM**

The ornamental design for a display device, as shown and described.

DESCRIPTION

FIG. 1 is a front view of a display device, showing my new design;
FIG. 2 is a rear view thereof;
FIG. 3 is a top view thereof;
FIG. 4 is a bottom view thereof;
FIG. 5 is a left-side view thereof;
FIG. 6 is a right-side view thereof; and,
FIG. 7 is a perspective view thereof.
The broken line showing of elements on the display device illustrate portions of the article and forms no part of the claimed design.

1 Claim, 7 Drawing Sheets






FIG. 1




FIG. 2

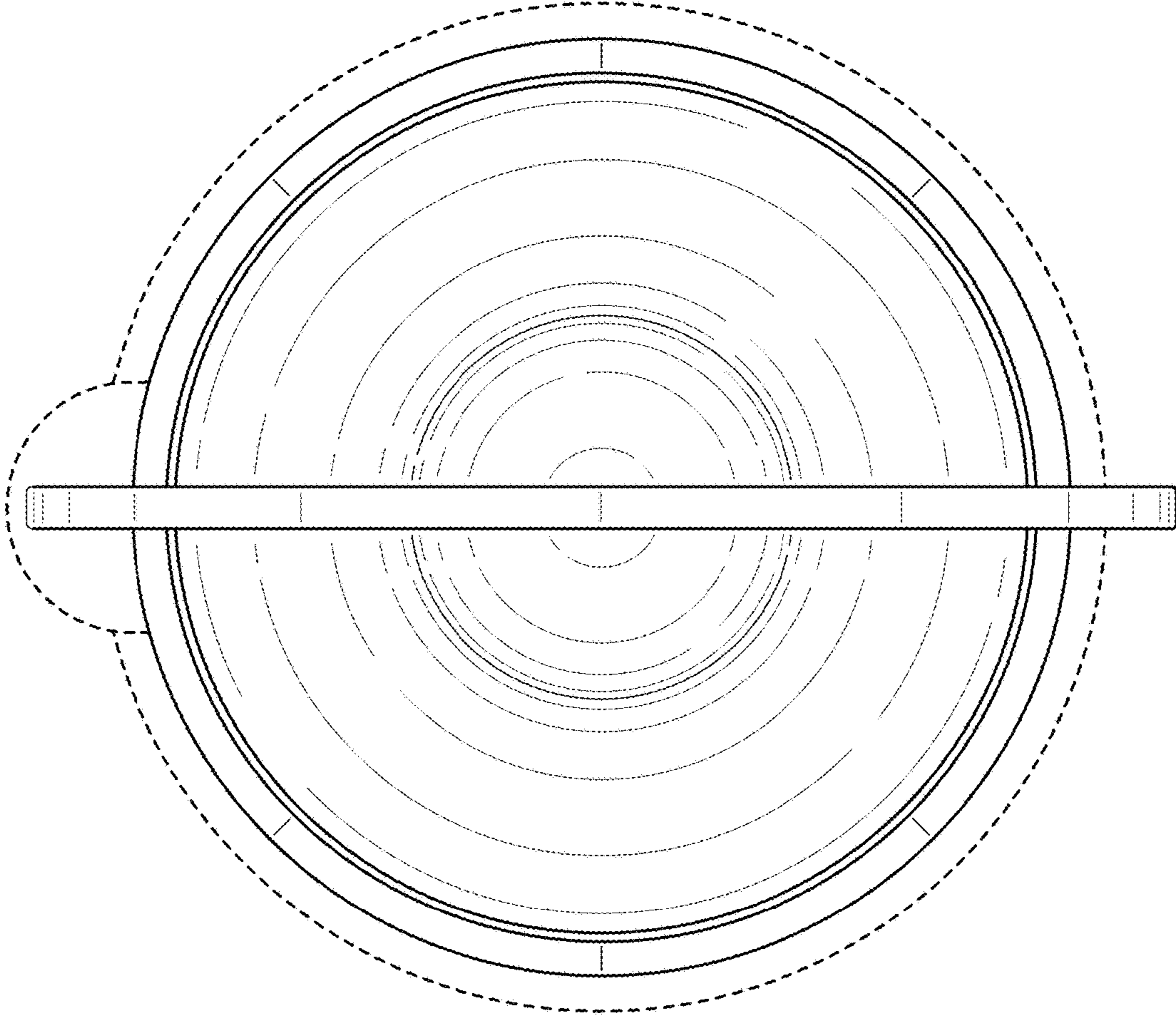


FIG. 3

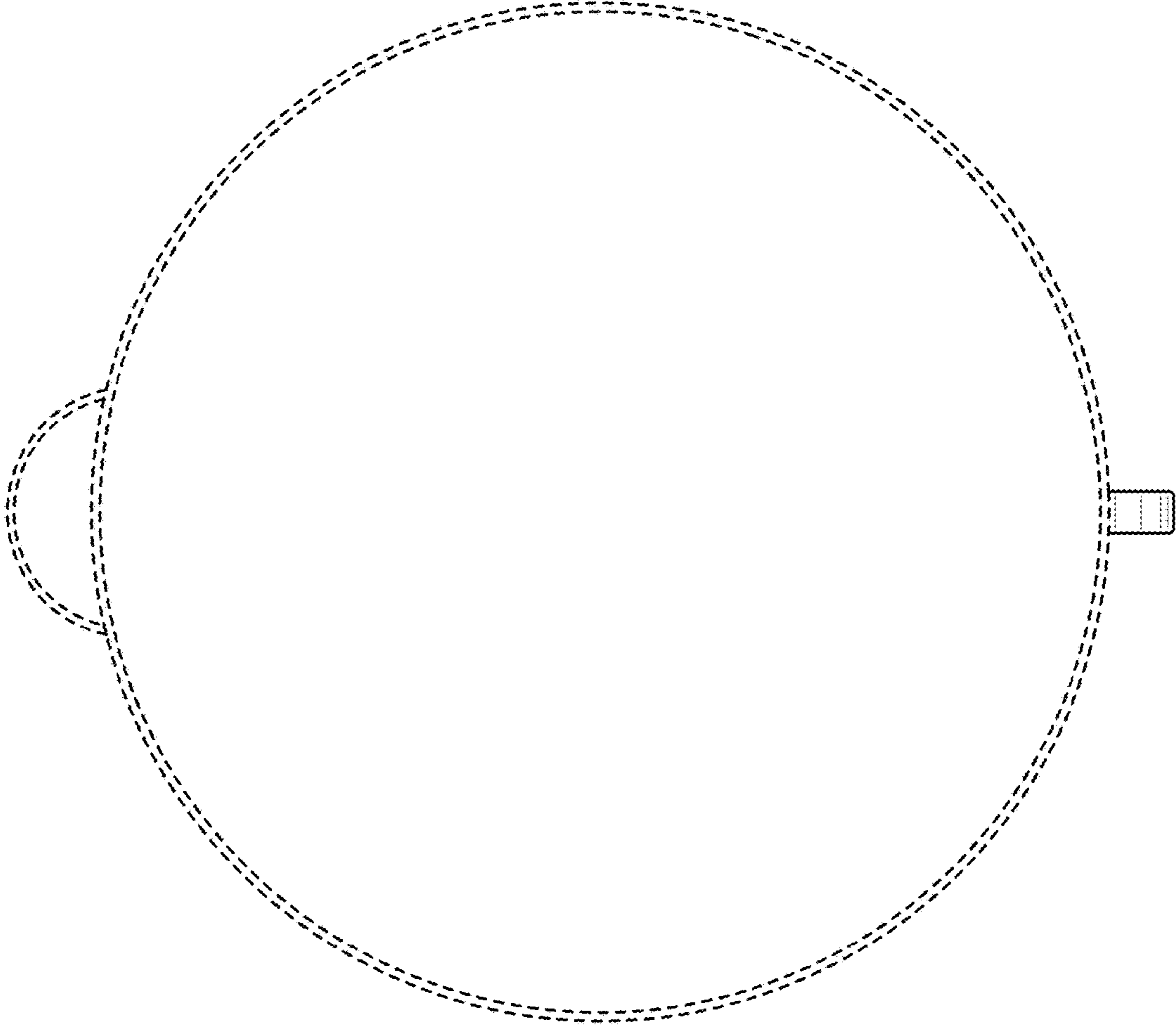


FIG. 4

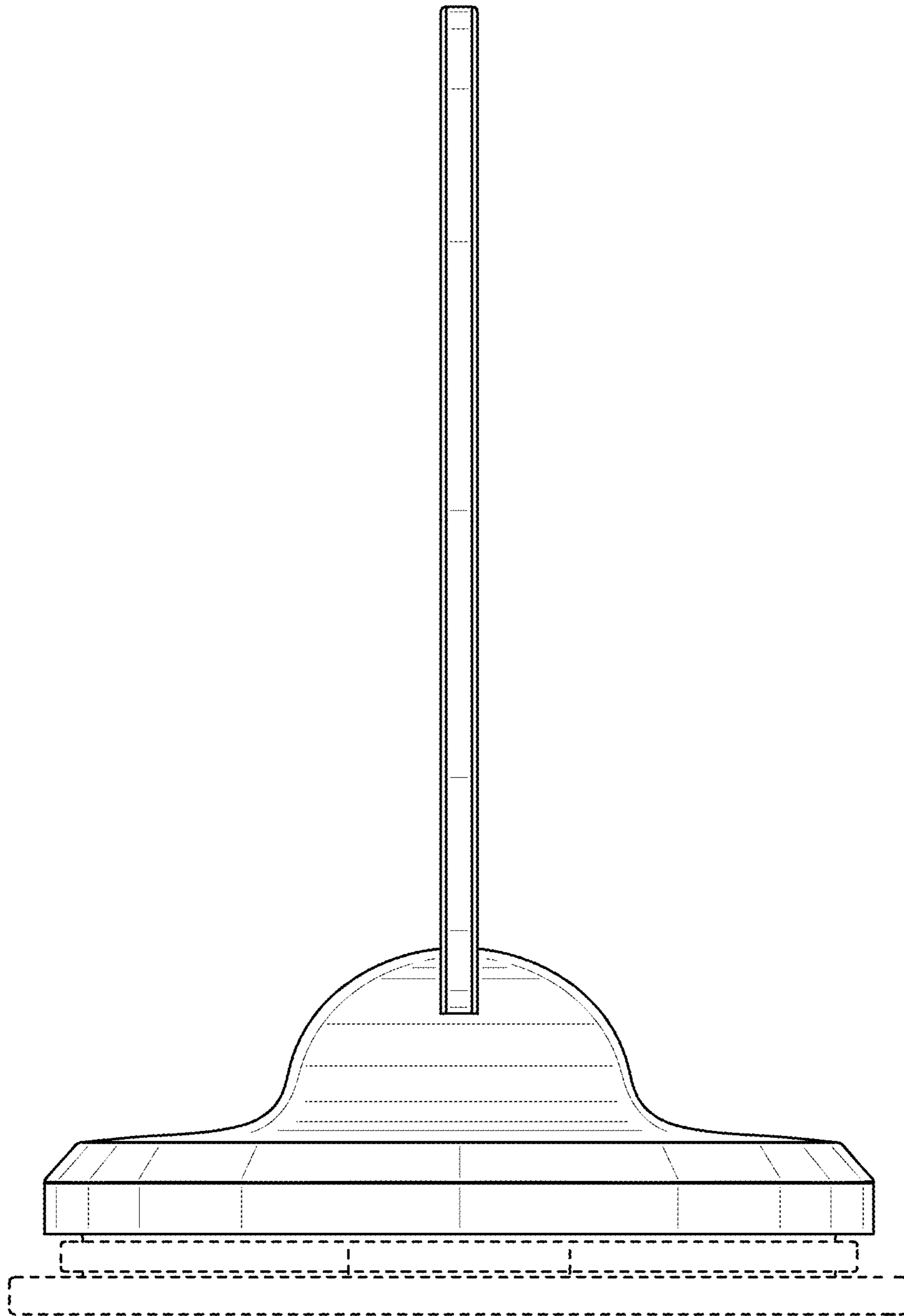


FIG. 5

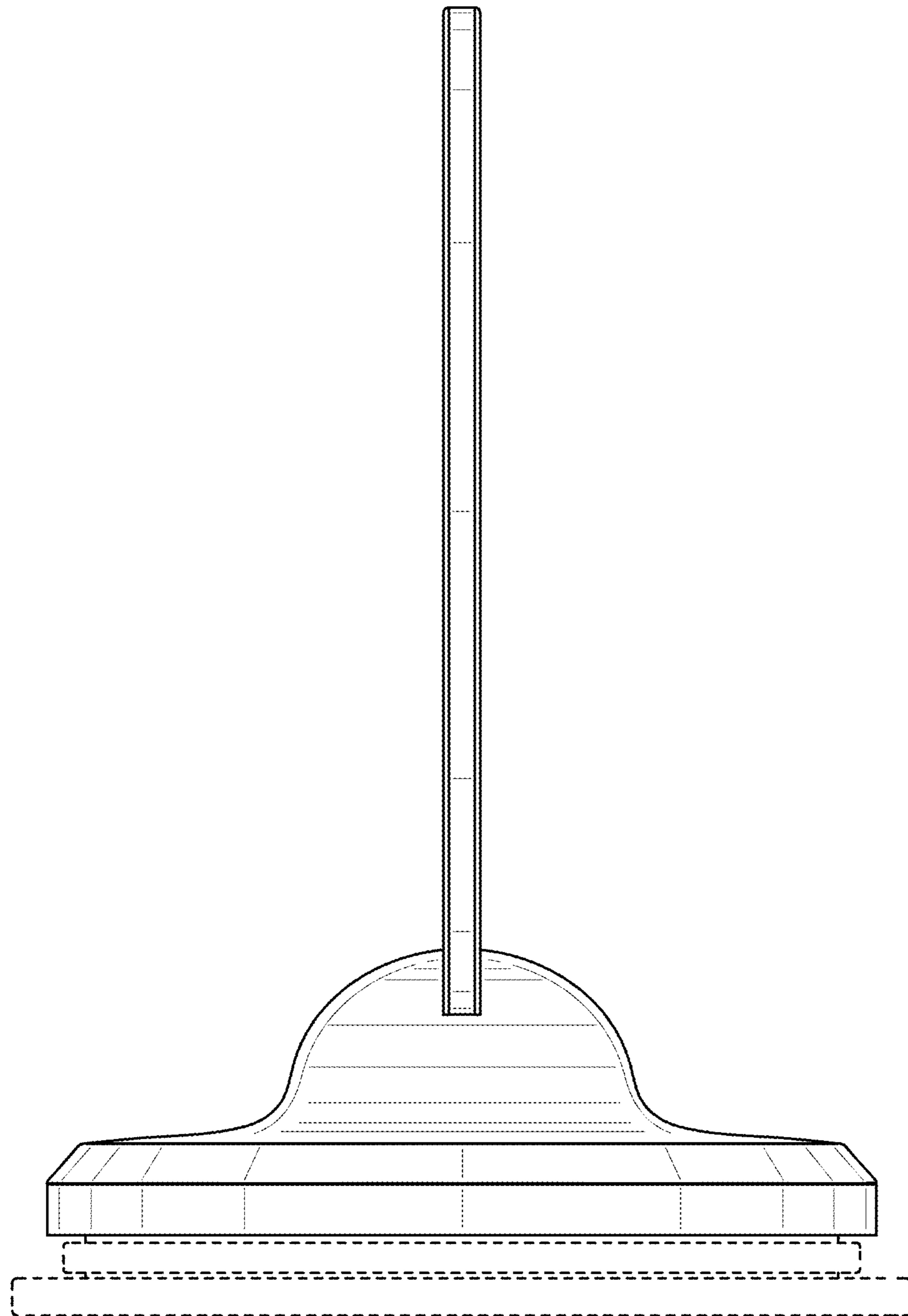


FIG. 6




FIG. 7