



US00D797852S

(12) **United States Design Patent** (10) **Patent No.:** **US D797,852 S**  
**Oltman et al.** (45) **Date of Patent:** **\*\* \*Sep. 19, 2017**

(54) **PEN**  
(71) Applicant: **Sanford, L.P.**, Downers Grove, IL (US)  
(72) Inventors: **William T. Oltman**, Grand Rapids, MI (US); **Stefaan Van Den Broecke**, Kalamazoo, MI (US)  
(73) Assignee: **Sanford, L.P.**, Downers Grove, IL (US)  
(\* ) Notice: This patent is subject to a terminal disclaimer.  
(\*\*) Term: **14 Years**

D448,047 S *	9/2001	Lewis, Jr. ....	D19/174
D458,964 S *	6/2002	Nakazawa .....	D19/173
D545,366 S *	6/2007	Ternovits .....	D19/169
D545,367 S *	6/2007	Ternovits .....	D19/173
D546,884 S *	7/2007	Ternovits .....	D19/176
D546,887 S *	7/2007	Ternovits .....	D19/196
D548,789 S *	8/2007	Ternovits .....	D19/168
D562,891 S *	2/2008	Qiu .....	D19/172
D572,755 S *	7/2008	Brigham .....	D19/121
D572,760 S *	7/2008	Ma .....	D19/167
D579,048 S *	10/2008	Martin .....	D19/170
D616,497 S *	5/2010	Shiina .....	D19/173
D701,573 S *	3/2014	Ikeda .....	D19/171
D708,263 S *	7/2014	Laemle .....	D19/179
D736,317 S *	8/2015	Miller .....	D19/173

(21) Appl. No.: **29/517,018**  
(22) Filed: **Feb. 9, 2015**  
(51) **LOC (10) Cl.** ..... **19-06**  
(52) **U.S. Cl.**  
USPC ..... **D19/173; D19/904; D19/923**  
(58) **Field of Classification Search**  
USPC ..... **D14/411; D19/115–204**  
CPC ..... **B43K 5/00; B43K 5/005; B43K 7/00;**  
**B43K 7/10; B43K 7/12; B43K 8/04**  
See application file for complete search history.

**OTHER PUBLICATIONS**

“Pilot G 2 Mini”, on or before Feb. 9, 2015, 1 page.  
“Pilot G 2 Limited”, on or before Feb. 9, 2015, 1 page.  
“Pilot G 2 Pro”, on or before Feb. 9, 2015, 1 page.  
“Pilot G 6”, on or before Feb. 9, 2015, 1 page.

(Continued)

*Primary Examiner* — Elizabeth Albert  
(74) *Attorney, Agent, or Firm* — Saidman DesignLaw Group, LLC

(56) **References Cited**

**U.S. PATENT DOCUMENTS**

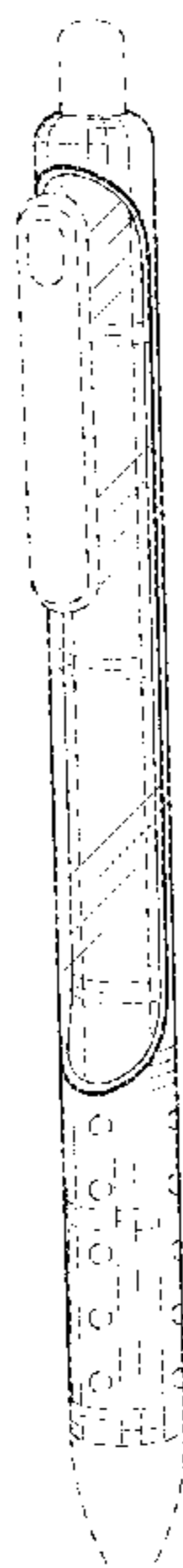
3,219,016 A *	11/1965	Hechtle .....	B43K 24/163
			401/112
3,225,746 A *	12/1965	Hechtle .....	B43K 24/163
			401/112
4,371,278 A *	2/1983	Joo .....	G10D 7/06
			401/195
D324,238 S *	2/1992	Nitta .....	D19/173
D364,424 S *	11/1995	Shimizu .....	D19/174
D400,581 S *	11/1998	Hasegawa .....	D19/174
D404,070 S *	1/1999	Hasegawa .....	D19/173
D426,572 S *	6/2000	Salemme .....	D19/168

(57) **CLAIM**  
The ornamental design for a “pen,” as shown and described.

**DESCRIPTION**

FIG. 1 is a perspective view of a pen showing our new design;  
FIG. 2 is a back view thereof;  
FIG. 3 is a front view thereof;  
FIG. 4 is a right side view thereof;  
FIG. 5 is a left side view thereof;  
FIG. 6 is a bottom view thereof; and,  
FIG. 7 is a top view thereof.

**1 Claim, 6 Drawing Sheets**



(56)

**References Cited**

OTHER PUBLICATIONS

“Pilot G Knock”, on or before Feb. 9, 2015, 1 page.  
“Pilot MR”, on or before Feb. 9, 2015, 1 page.  
“Pilot B2P”, on or before Feb. 9, 2015, 1 page.  
Design U.S. Appl. No. 29/517,014, filed Feb. 9, 2015, entitled  
“Pen”, Inventor Oltman et al.

\* cited by examiner

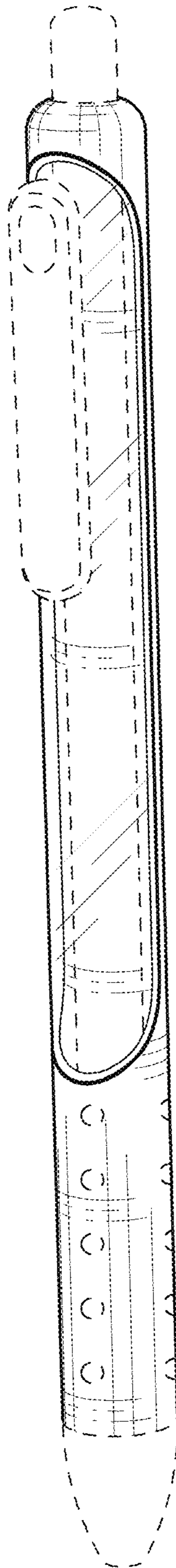


FIG. 1




FIG. 2




FIG. 3




FIG. 4

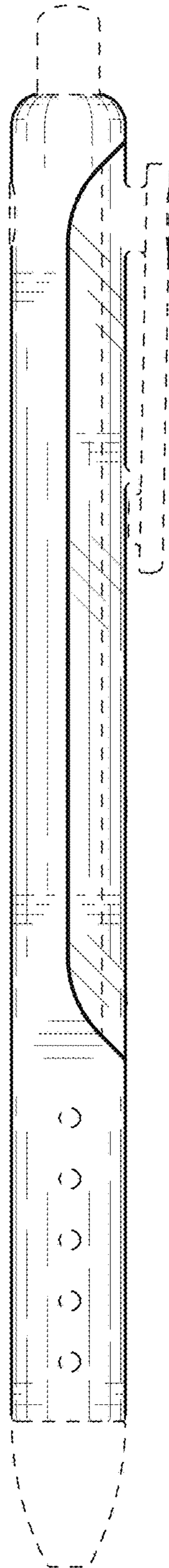


FIG. 5



FIG. 6

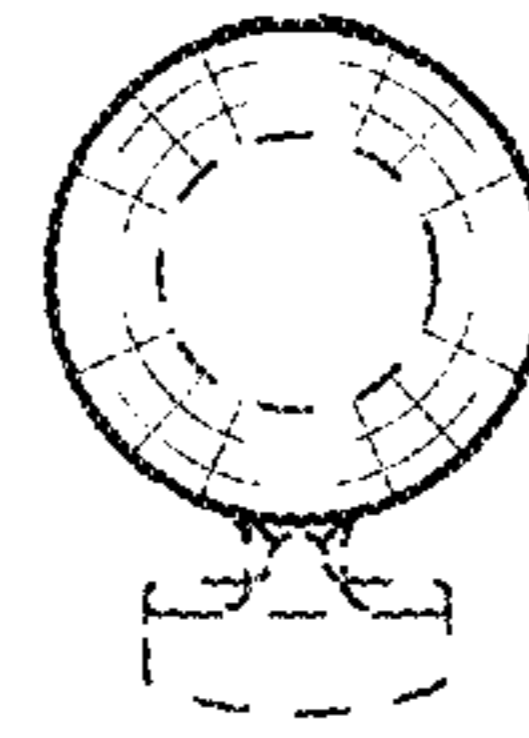


FIG. 7