

US00D797849S

(12) **United States Design Patent**
Laucella et al.

(10) **Patent No.:** **US D797,849 S**
(45) **Date of Patent:** **** Sep. 19, 2017**

- (54) **PEN**
- (71) Applicant: **MONTRES BREGUET S.A.**,
L'Abbaye (CH)
- (72) Inventors: **Vincent Laucella**, Le Brassus (CH);
Coralie Delmont, Le Sentier (CH)
- (73) Assignee: **MONTRES BREGUET S.A.**,
L'Abbaye (CH)
- (**) Term: **15 Years**
- (21) Appl. No.: **29/590,214**
- (22) Filed: **Jan. 9, 2017**

- 2,523,605 A * 9/1950 Welsh B43K 25/022
24/11 F
- 2,637,906 A * 5/1953 Giossi B43K 29/001
33/27.02
- 4,285,101 A * 8/1981 Hanna A45F 5/02
24/11 C
- D260,531 S * 9/1981 Della Beffa D19/163
- D314,843 S * 2/1991 Kamali D28/91.1
- D449,650 S * 10/2001 Verhaeghe D19/168
- D452,271 S * 12/2001 Owen D19/164
- D452,879 S * 1/2002 Koike D19/164
- D480,421 S * 10/2003 Hui D19/164
- D489,762 S * 5/2004 Qiu D19/170

(Continued)

Primary Examiner — Elizabeth Albert

(74) *Attorney, Agent, or Firm* — Donald J. Ranft; Collen IP

Related U.S. Application Data

- (62) Division of application No. 29/539,769, filed on Sep. 17, 2015, now Pat. No. Des. 780,267.

Foreign Application Priority Data

Mar. 18, 2015 (WO) DM/085 892

- (51) **LOC (10) Cl.** **19-06**

- (52) **U.S. Cl.**
USPC **D19/164; D19/905**

- (58) **Field of Classification Search**
USPC D14/411; D19/115–204
CPC ... B43K 5/00; B43K 7/00; B43K 7/12; B43K
8/04; B43K 8/06; B43K 19/00; B43K
19/02; B43K 19/14; B43K 24/08
See application file for complete search history.

- (56) **References Cited**

U.S. PATENT DOCUMENTS

- D96,023 S * 6/1935 Cuthbert D19/164
- D142,390 S * 9/1945 Olson et al. D19/168
- 2,473,688 A * 6/1949 Martin B43K 25/022
24/11 P
- D156,259 S * 11/1949 Livermore D19/905

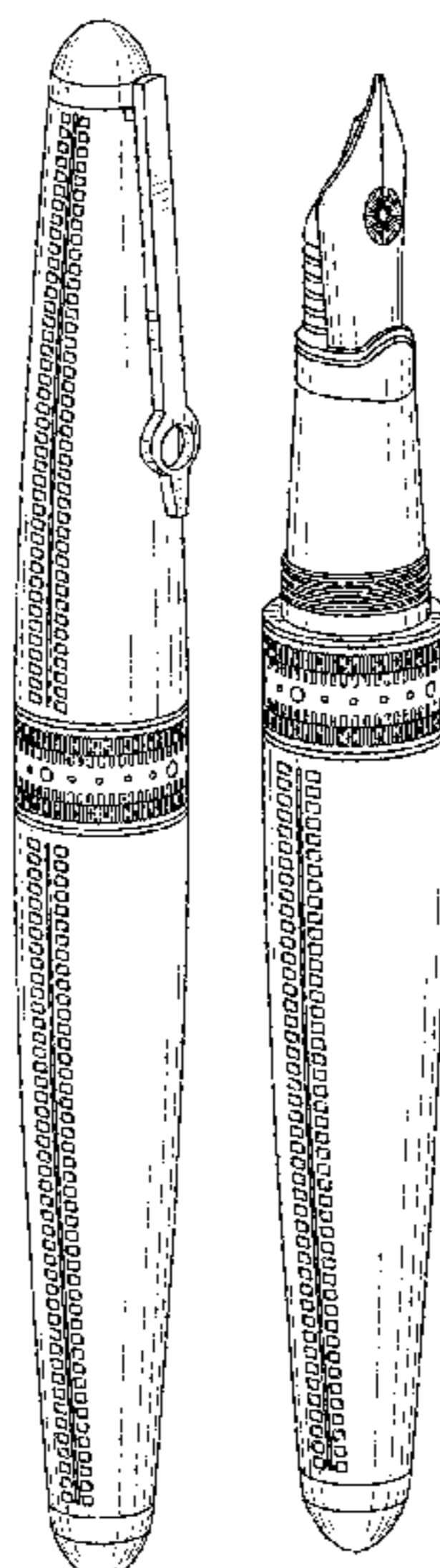
(57) **CLAIM**

The ornamental design for a pen, as shown.

DESCRIPTION

FIG. 1 is a front left perspective view of a pen showing our new design;
 FIG. 2 is a front view thereof;
 FIG. 3 is a rear view thereof;
 FIG. 4 is a left side view thereof;
 FIG. 5 is a right side view thereof;
 FIG. 6 is a top view thereof;
 FIG. 7 is a bottom view thereof;
 FIG. 8 is a front left perspective view thereof shown without the cap;
 FIG. 9 is a front view thereof;
 FIG. 10 is a rear view thereof;
 FIG. 11 is a left side view thereof;
 FIG. 12 is a right side view thereof;
 FIG. 13 is a top view thereof; and,
 FIG. 14 is a bottom view thereof.

1 Claim, 6 Drawing Sheets



(56)

References Cited

U.S. PATENT DOCUMENTS

6,729,785	B2 *	5/2004	Wijerama	B43K 25/00 401/104
D564,586	S *	3/2008	Kwok	D19/170
D593,713	S *	6/2009	Fogelson	D28/85
D598,952	S *	8/2009	Kushner	D19/123
D610,196	S *	2/2010	Pearson	D19/170
D616,025	S *	5/2010	Yan	D19/164
D630,219	S *	1/2011	Fujino	D14/411
D647,966	S *	11/2011	Koch	D19/170
D678,945	S *	3/2013	Jiang	D19/164
D682,353	S *	5/2013	Kermoal	D19/164
D695,343	S *	12/2013	Watase	D19/195
D699,293	S *	2/2014	Xie	D19/164
D699,295	S *	2/2014	Xie	D19/195
D725,114	S *	3/2015	Roskopp	D14/411

* cited by examiner

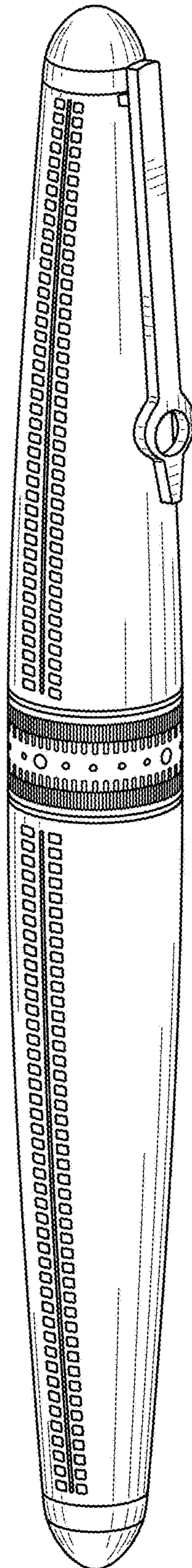


FIG. 1

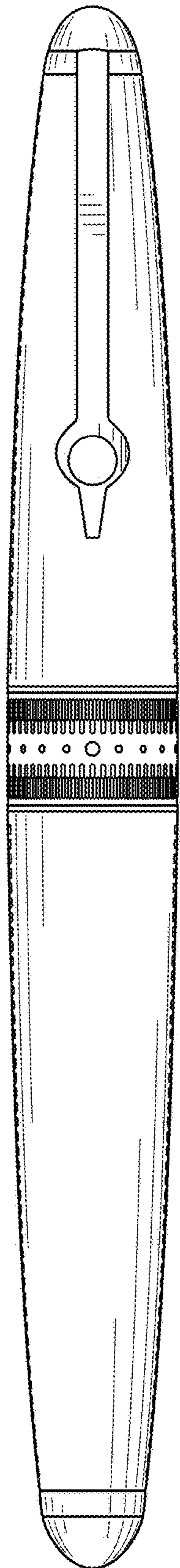


FIG. 2




FIG. 3

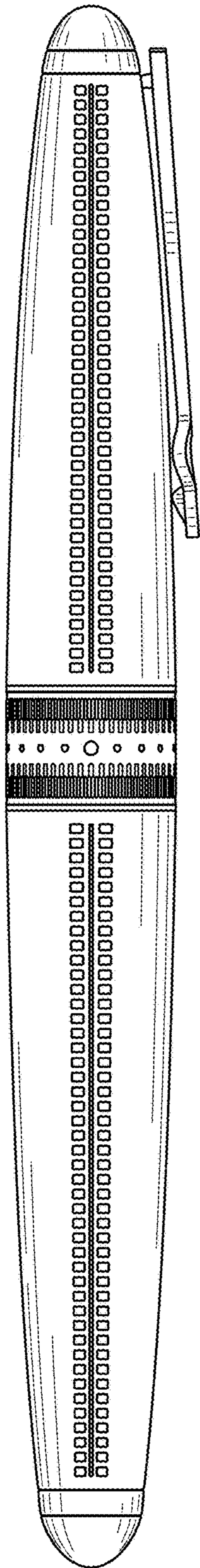


FIG. 4

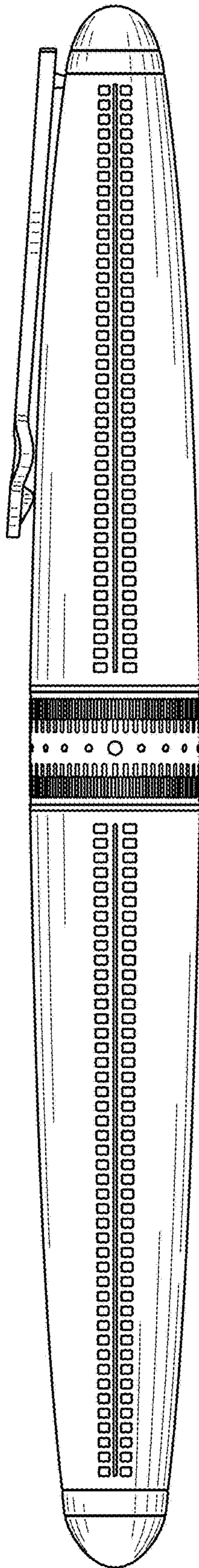


FIG. 5

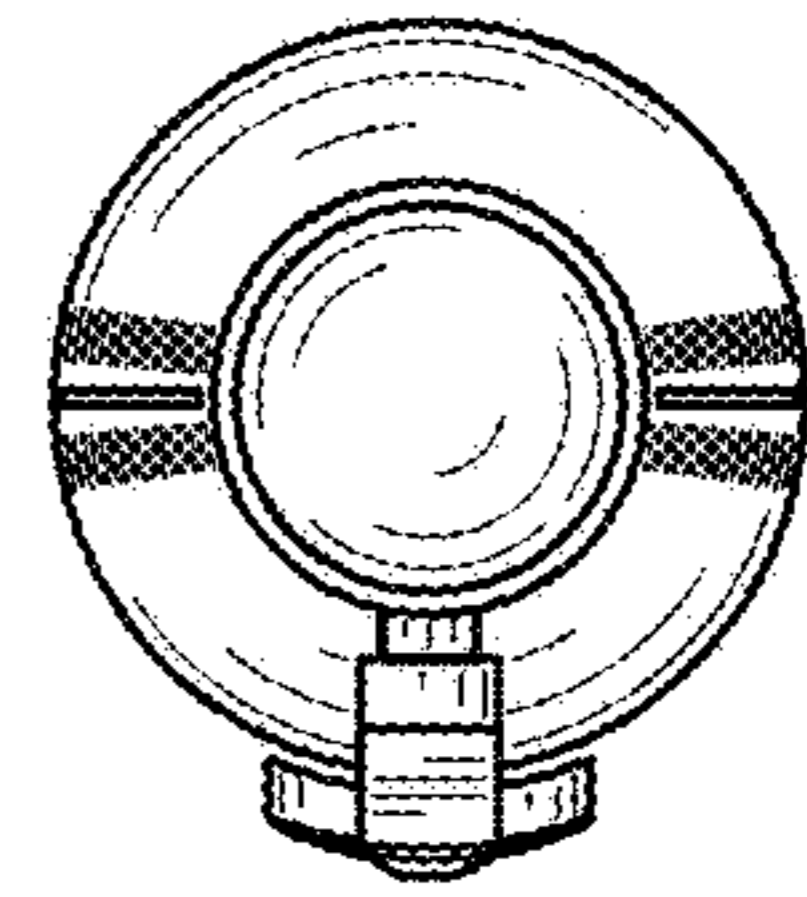


FIG. 6

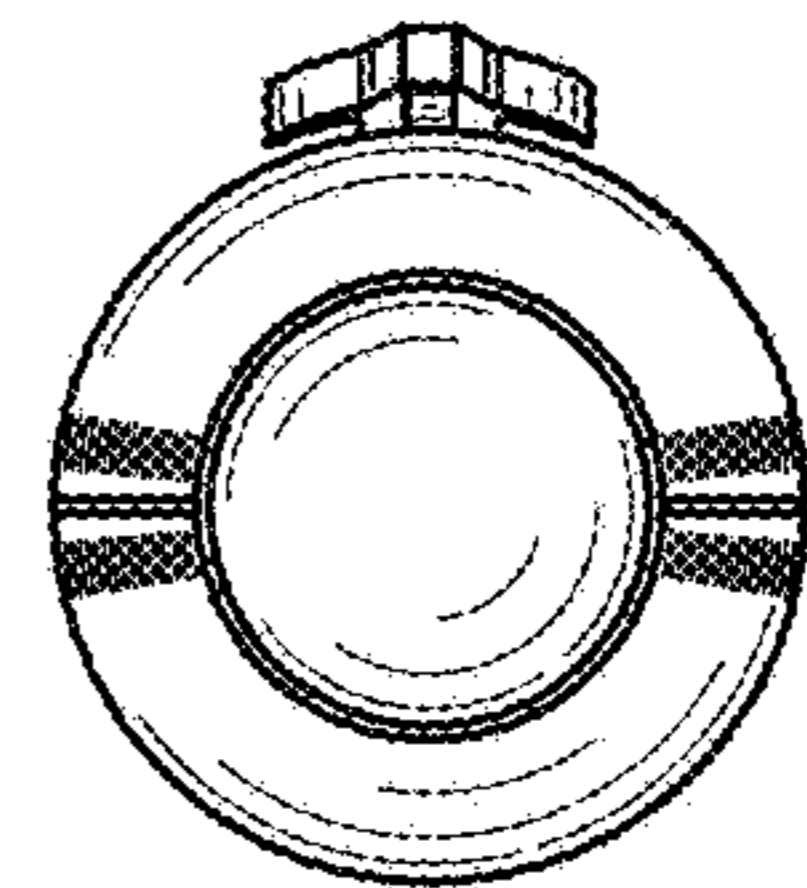


FIG. 7

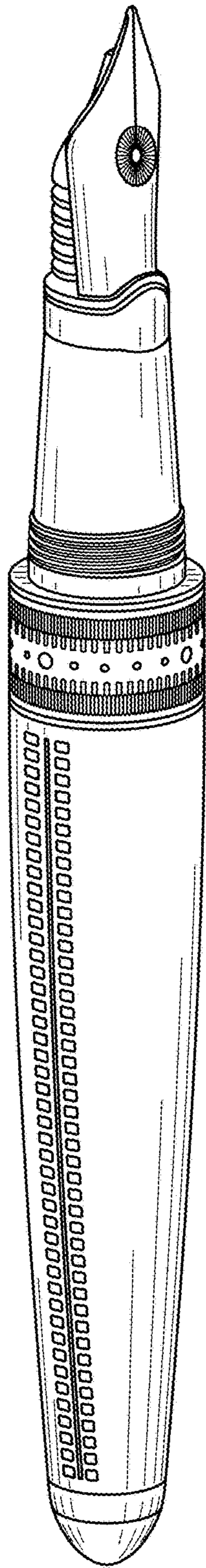


FIG. 8




FIG. 9




FIG. 10

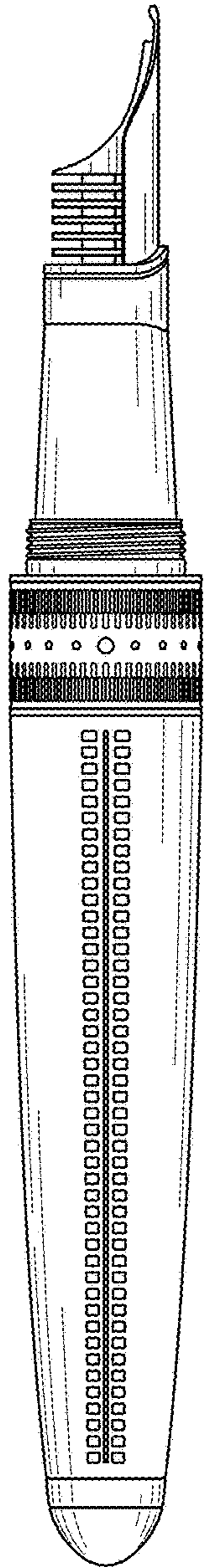


FIG. 11

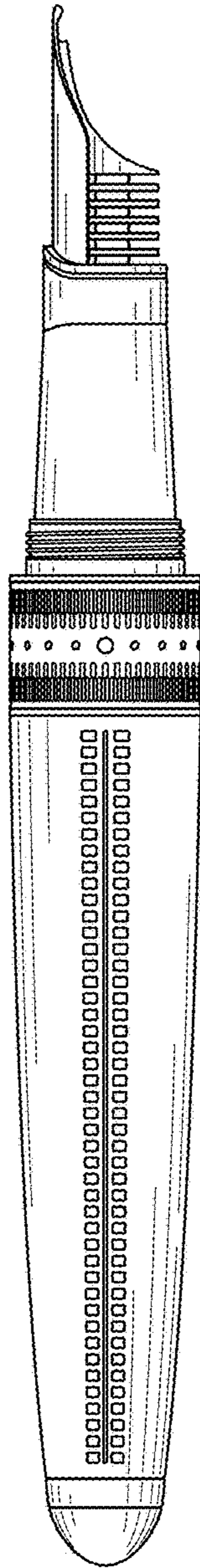


FIG. 12

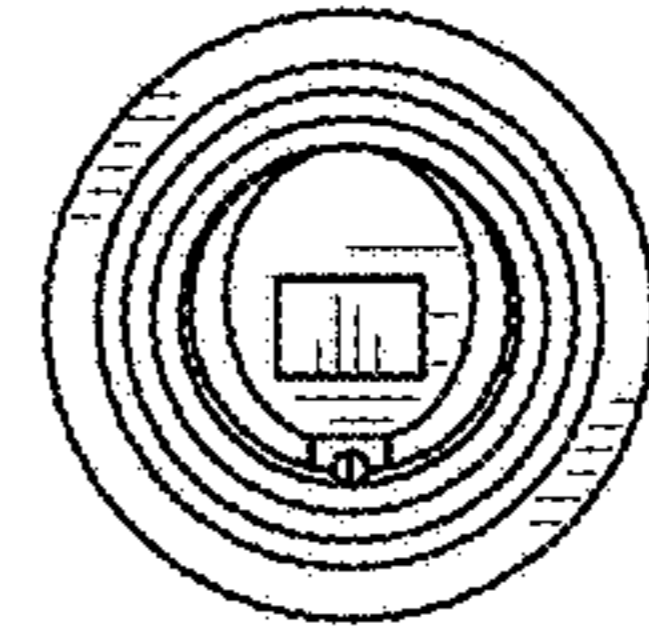


FIG. 13

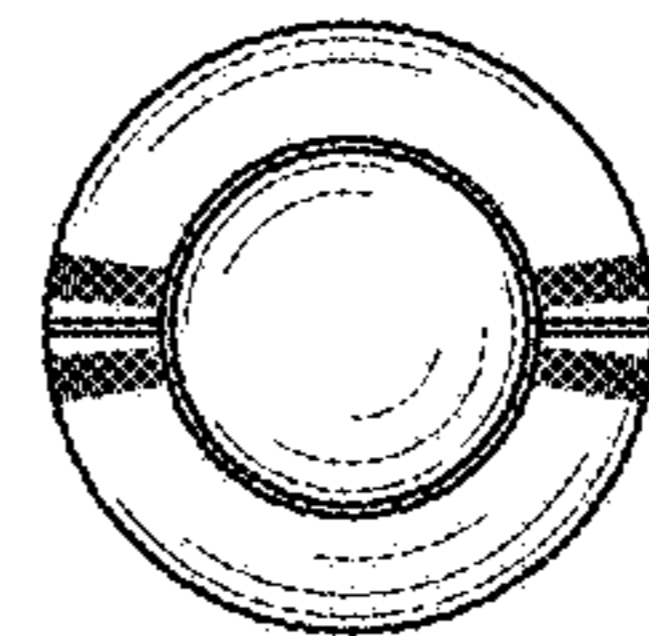


FIG. 14