



US00D797818S

(12) **United States Design Patent** (10) **Patent No.:** **US D797,818 S**  
**Choi et al.** (45) **Date of Patent:** **\*\* Sep. 19, 2017**

(54) **REFRIGERATOR**

27/005; F25D 29/00; F25D 31/007; F25D 3/00

(71) Applicant: **SAMSUNG ELECTRONICS CO., LTD.**, Suwon-si (KR)

See application file for complete search history.

(72) Inventors: **Eunha Choi**, Seoul (KR); **Jaehyung Kim**, Gwangju-si (KR); **Jinwook Kim**, Yongin-si (KR)

(56) **References Cited**

U.S. PATENT DOCUMENTS

D630,230	S	*	1/2011	Yang	.....	D15/81
D671,575	S	*	11/2012	Jafa	.....	D15/91
D698,372	S	*	1/2014	Brenneis	.....	D15/81
D723,595	S	*	3/2015	You	.....	D15/91
D748,689	S	*	2/2016	Girardi	.....	D15/81
D757,131	S	*	5/2016	Lee	.....	D15/91
D769,948	S	*	10/2016	Lee	.....	D15/91
D773,541	S	*	12/2016	Park	.....	D15/91

(Continued)

(73) Assignee: **Samsung Electronics Co., Ltd.**, Suwon-si (KR)

(\*\*) Term: **15 Years**

FOREIGN PATENT DOCUMENTS

(21) Appl. No.: **29/573,988**

CN	201330222715	2/2014
EM	001970989-0001	1/2012
EM	002659995-0010	1/2016

(22) Filed: **Aug. 11, 2016**

(30) **Foreign Application Priority Data**

Mar. 2, 2016 (KR) ..... 30-2016-0009739

*Primary Examiner* — Ian Simmons

*Assistant Examiner* — Khawaja Anwar

(74) *Attorney, Agent, or Firm* — NSIP Law

(51) **LOC (10) Cl.** ..... **15-07**

(57) **CLAIM**

(52) **U.S. Cl.**  
USPC ..... **D15/81**

We claim the ornamental design for a refrigerator, as shown and described.

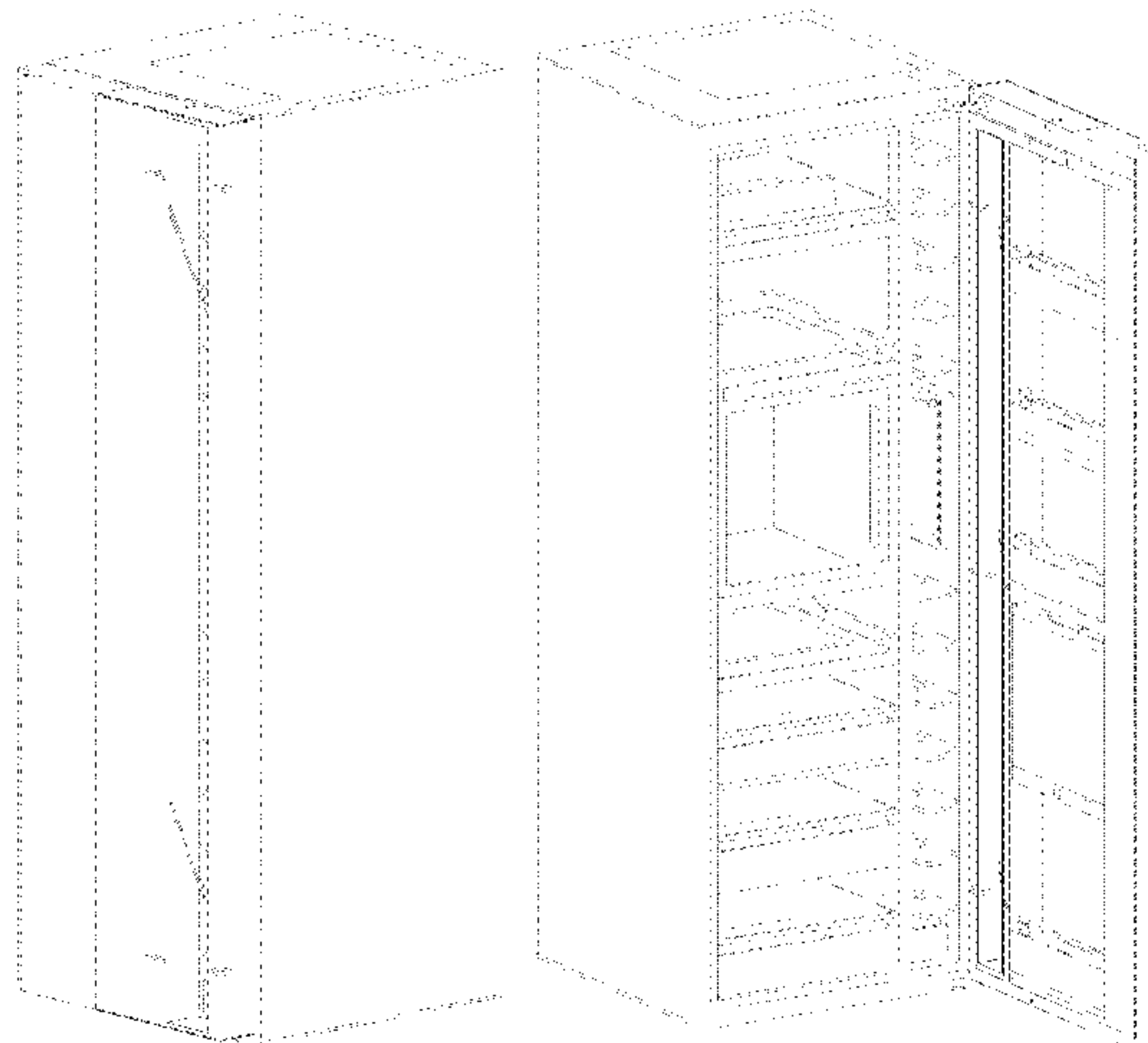
(58) **Field of Classification Search**

**DESCRIPTION**

USPC ..... D15/79-91  
 CPC .... F25D 17/065; F25D 11/006; F25D 17/042;  
 F25D 17/045; F25D 17/06; F25D 17/067;  
 F25D 17/08; F25D 2201/14; F25D  
 2317/04131; F25D 2317/0666; F25D  
 2317/067; F25D 2317/0682; F25D  
 2323/024; F25D 2331/803; F25D 23/02;  
 F25D 23/025; F25D 23/028; F25D 23/04;  
 F25D 23/062; F25D 23/065; F25D 23/12;  
 F25D 23/126; F25D 2400/06; F25D  
 2500/06; F25D 25/00; F25D 25/025;  
 F25D 2700/121; F25D 27/00; F25D

FIG. 1 is a front perspective view of a refrigerator showing our new design;  
 FIG. 2 is a front view thereof;  
 FIG. 3 is a rear view thereof;  
 FIG. 4 is a left-side view thereof;  
 FIG. 5 is a right-side view thereof;  
 FIG. 6 is a top view thereof;  
 FIG. 7 is a bottom view thereof; and,  
 FIG. 8 is a front perspective view of the refrigerator as shown in an alternate configuration.  
 The broken lines in the figures depict environmental subject matter and form no part of the claimed design. The dot-dash

(Continued)



broken lines in the figures represent an unclaimed boundary line and form no part of the claimed design.

**1 Claim, 7 Drawing Sheets**

(56) **References Cited**

U.S. PATENT DOCUMENTS

D776,173 S \* 1/2017 Kim ..... D15/91  
D783,691 S \* 4/2017 Kim ..... D15/91

\* cited by examiner

FIG. 1




FIG. 2




FIG. 3




FIG. 4




FIG. 5




FIG. 6




FIG. 7

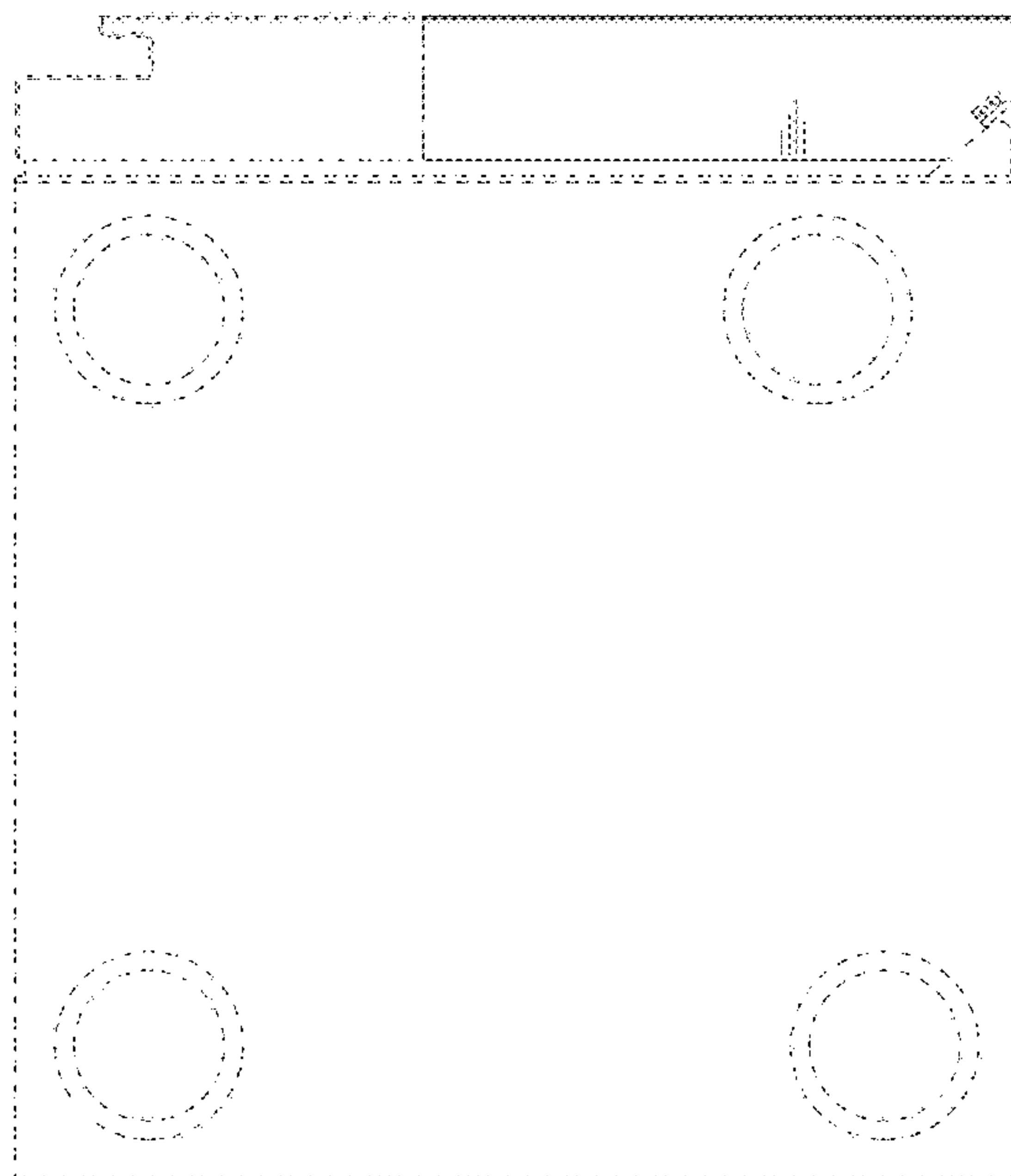




FIG. 8

