



US00D797815S

(12) **United States Design Patent** (10) **Patent No.:** **US D797,815 S**  
**Bradley et al.** (45) **Date of Patent:** **\*\* Sep. 19, 2017**

(54) **EQUIPMENT BOOM**

(71) Applicant: **CNH Industrial America LLC**, New Holland, PA (US)

(72) Inventors: **Nathan Bradley**, Muscatine, IA (US); **Aaron Richard**, Berwyn, IL (US); **Eric Zieser**, Burlington, IA (US); **Sachin Jhiriwal**, Indore (IN); **Jeffrey Stewart**, Burlington, IA (US); **Carl J. Hagele**, The Villages, FL (US)

(73) Assignee: **CNH Industrial America LLC**, New Holland, PA (US)

(\*\*) Term: **15 Years**

(21) Appl. No.: **29/546,342**

(22) Filed: **Nov. 20, 2015**

**Related U.S. Application Data**

(62) Division of application No. 29/461,354, filed on Jul. 22, 2013, now Pat. No. Des. 746,877.

(51) **LOC (10) Cl.** ..... **15-03**

(52) **U.S. Cl.**  
USPC ..... **D15/32**

(58) **Field of Classification Search**  
USPC ..... D15/10-33; 37/341, 407; 414/685, 686, 414/692, 694, 815, 718, 722, 744.2; D34/36

CPC ..... B66F 11/046; B66F 19/00; B66F 9/22; E02F 3/22; E02F 3/32; E02F 3/369; E02F 9/14

See application file for complete search history.

(56) **References Cited**

**U.S. PATENT DOCUMENTS**

3,117,686 A 1/1964 Brown  
4,030,623 A 6/1977 Bridwell et al.

D251,845 S 5/1979 Joupperi et al.  
D273,384 S 4/1984 Nasu et al.  
4,465,425 A 8/1984 Schwappach  
D312,468 S 11/1990 Masumoto et al.  
D339,813 S 9/1993 Houkom  
D387,360 S 12/1997 Ishizaki et al.  
D410,240 S 5/1999 Sasaki  
D419,618 S 1/2000 Park  
D431,575 S 10/2000 Park  
6,158,949 A 12/2000 Walth et al.  
D437,862 S 2/2001 Shaw  
D440,236 S 4/2001 Kraft et al.  
D458,941 S 6/2002 Miyanishi et al.  
D473,571 S 4/2003 Kuwae et al.  
D518,071 S 3/2006 Gwak et al.  
D527,027 S 8/2006 Smith et al.  
D529,932 S 10/2006 Yamashita  
D538,304 S 3/2007 Uemura  
D540,829 S 4/2007 Johnson et al.  
D575,804 S 8/2008 Murakami et al.  
D590,422 S 4/2009 Joos et al.  
7,549,242 B2 6/2009 Schmeling et al.

(Continued)

*Primary Examiner* — Cynthia Ramirez

*Assistant Examiner* — Gino Colan

(74) *Attorney, Agent, or Firm* — Patrick M. Sheldrake

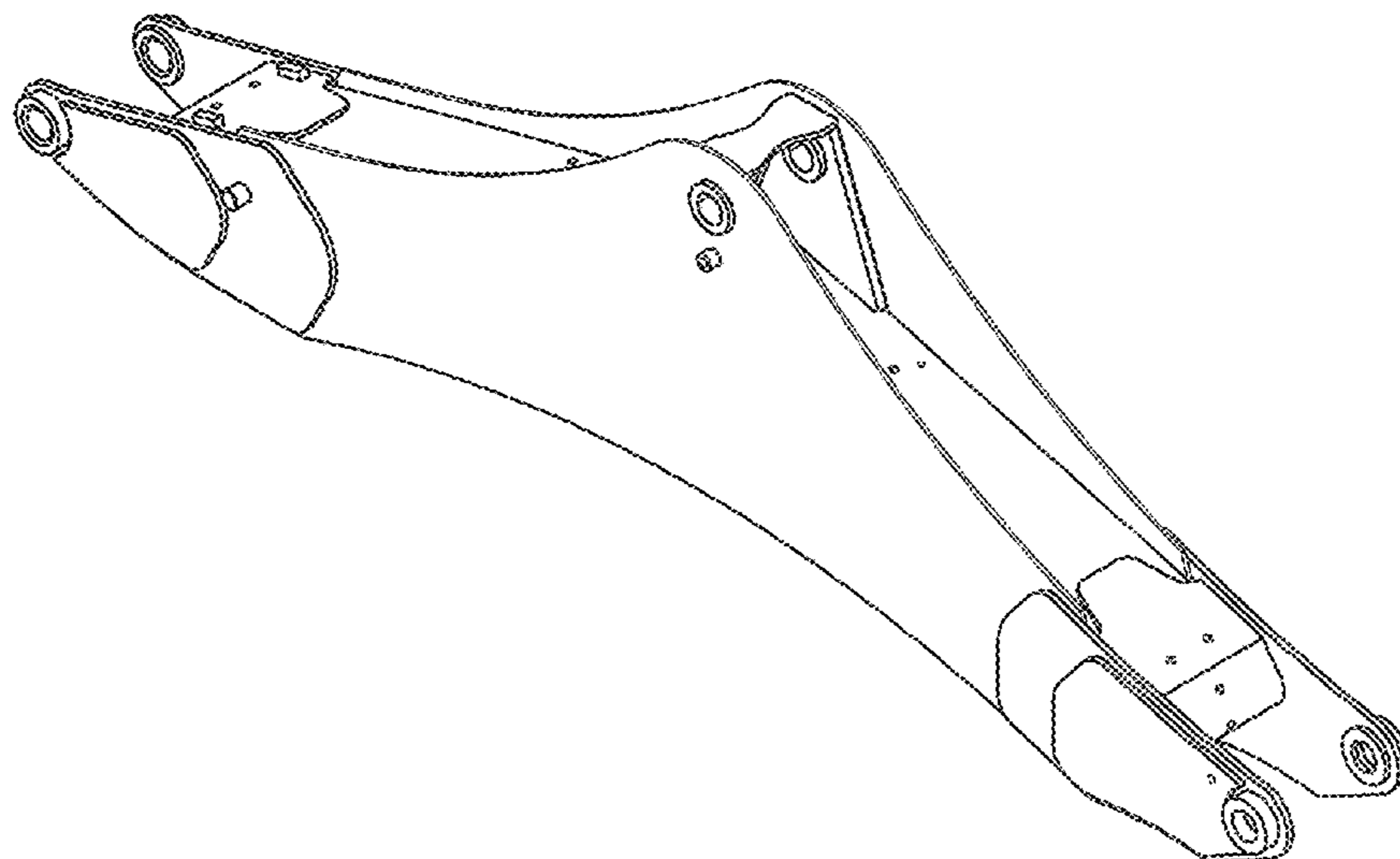
(57) **CLAIM**

We claim the ornamental design for the equipment boom, as shown and described.

**DESCRIPTION**

FIG. 1 is a perspective view of an equipment boom showing our new design;  
FIG. 2 is a front elevational view thereof;  
FIG. 3 is a rear elevational view thereof;  
FIG. 4 is a top plan view thereof;  
FIG. 5 is a bottom plan view thereof;  
FIG. 6 is a side elevational view thereof; and,  
FIG. 7 is another side elevational view thereof.

**1 Claim, 5 Drawing Sheets**



(56)

**References Cited**

U.S. PATENT DOCUMENTS

D595,746	S	7/2009	Iida et al.	
7,624,520	B2	12/2009	Gordon	
7,681,686	B1	3/2010	Klas et al.	
D614,205	S	4/2010	Kuwae et al.	
D628,599	S	12/2010	Major	
D629,017	S	12/2010	Major	
7,873,455	B2	1/2011	Arshad et al.	
D646,302	S	10/2011	Lanting et al.	
D646,306	S	10/2011	Bradley et al.	
D649,170	S	11/2011	Barba	
D649,171	S	11/2011	Barba	
8,058,829	B2	11/2011	Anderson	
D709,530	S	7/2014	Hutchinson et al.	
8,998,559	B2	4/2015	Mujawar et al.	
2010/0127654	A1*	5/2010	Anderson .....	E02F 9/202 318/432
2013/0071215	A1*	3/2013	Mujawar .....	E02F 3/388 414/694
2015/0044007	A1	2/2015	Tajima et al.	
2015/0125248	A1*	5/2015	Sasaki .....	E02F 3/325 414/744.2
2015/0132095	A1*	5/2015	Takemura .....	E02F 3/3414 414/722

\* cited by examiner

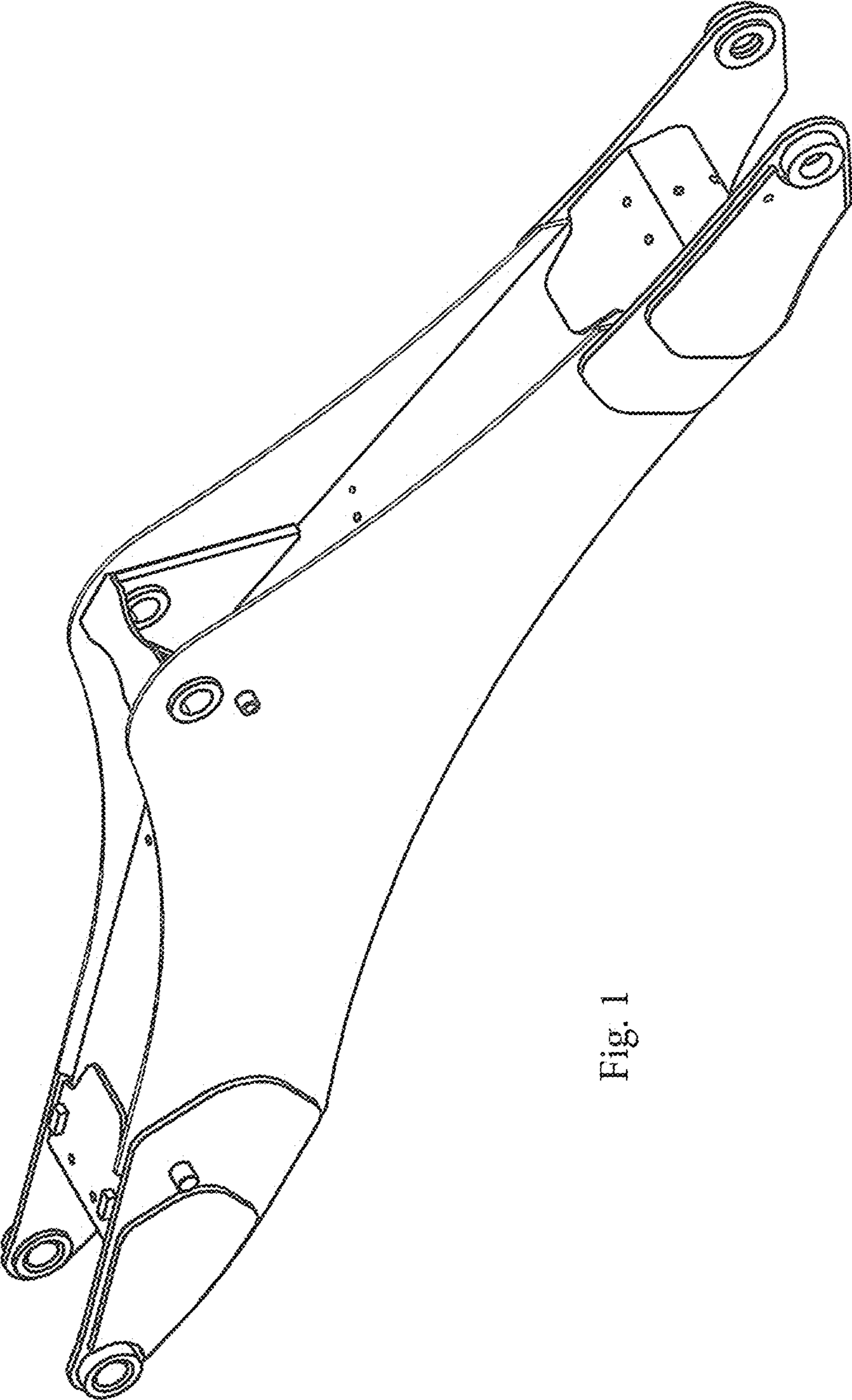


Fig. 1

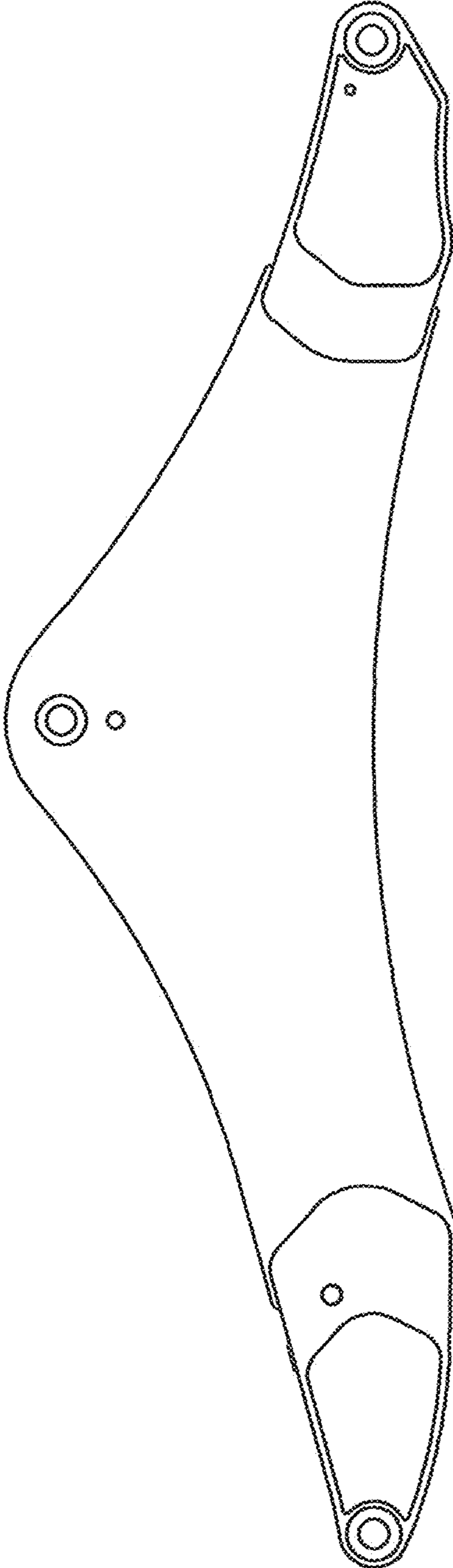


Fig. 2

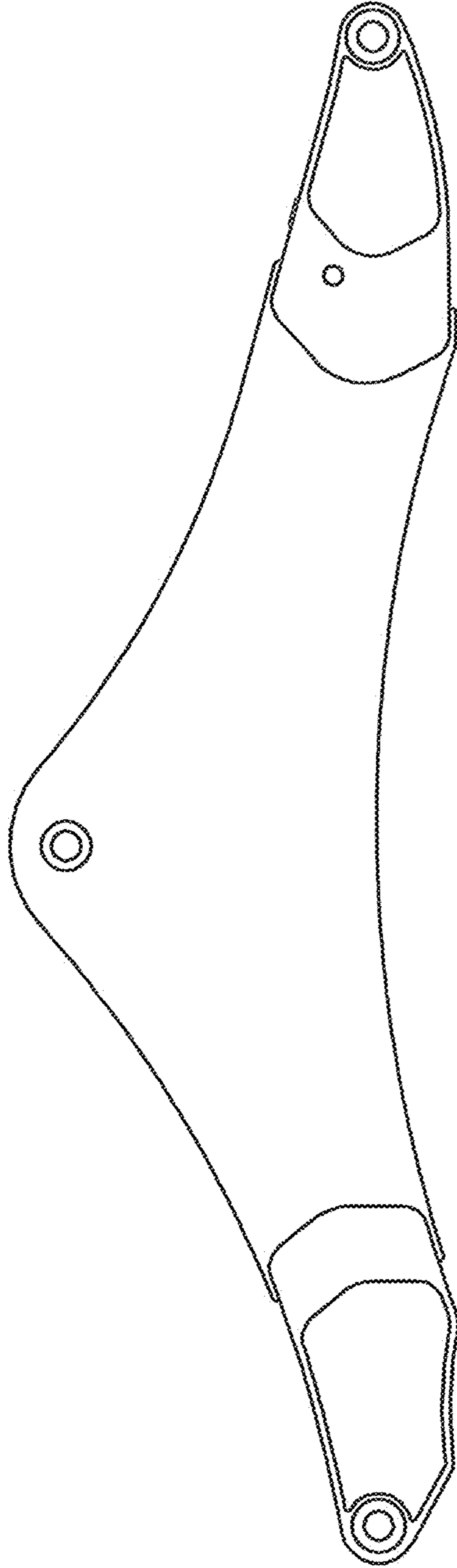


Fig. 3

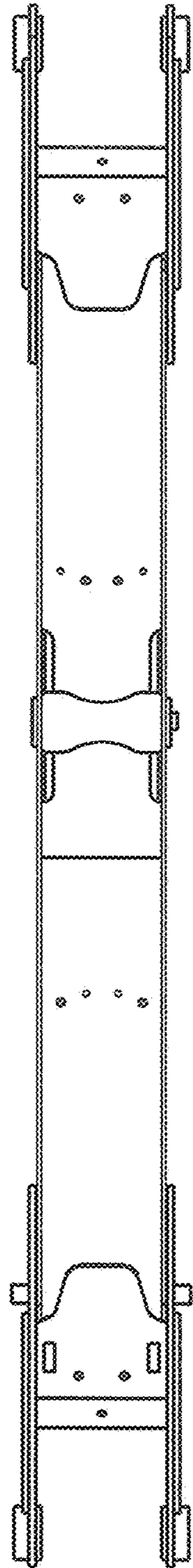


Fig. 4

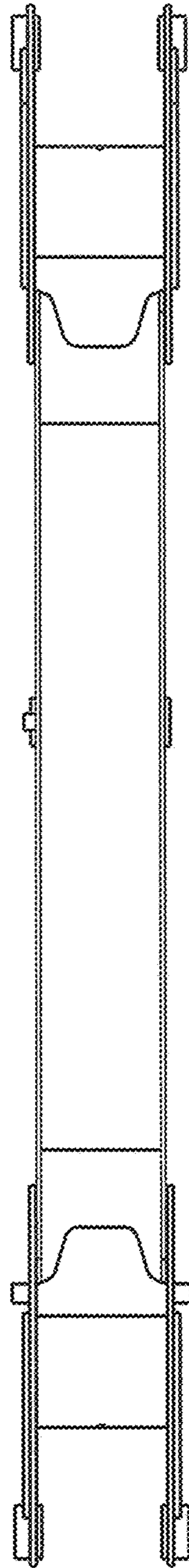


Fig. 5

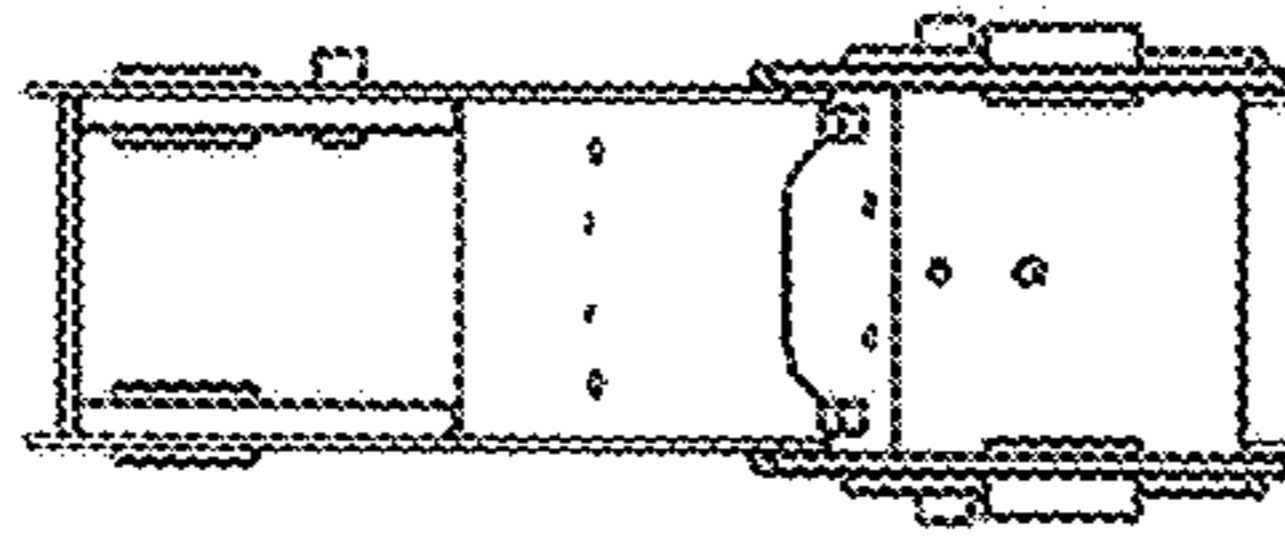


Fig. 7

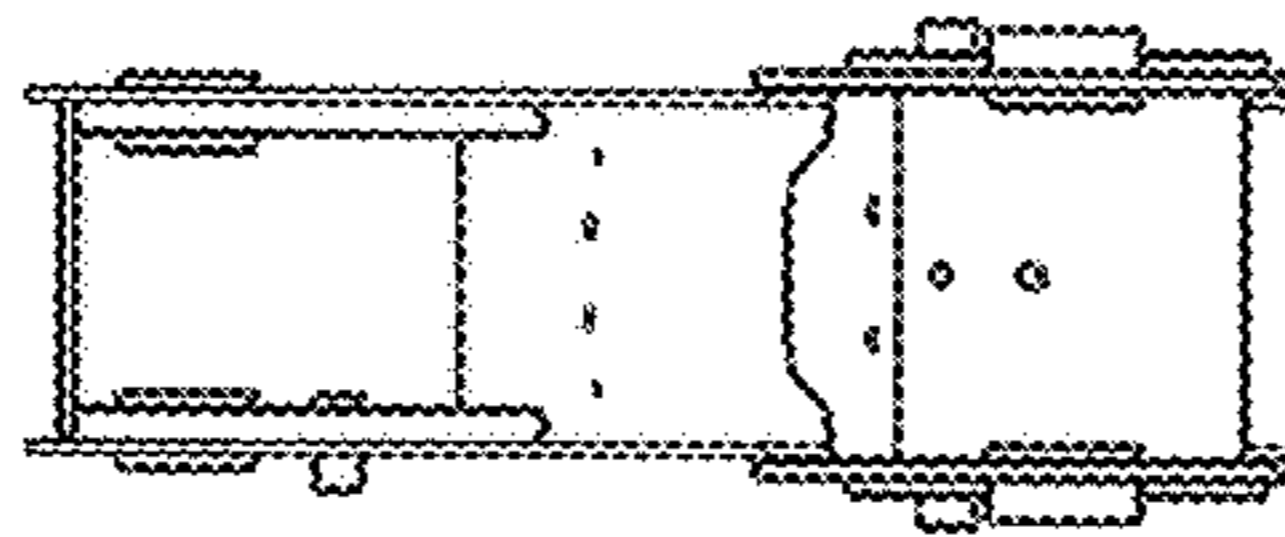


Fig. 6