



US00D797801S

(12) **United States Design Patent**
Hausman

(10) **Patent No.:** **US D797,801 S**
(45) **Date of Patent:** **** Sep. 19, 2017**

(54) **DISPLAY PANEL OF AN ELECTRONIC GOLF DEVICE WITH A COMPUTER GENERATED ICON**

(71) Applicant: **TomTom International B.V.**,
Amsterdam (NL)

(72) Inventor: **Nicholas Hausman**, London (GB)

(73) Assignee: **TomTom International B.V.**,
Amsterdam (NL)

(**) Term: **14 Years**

(21) Appl. No.: **29/502,123**

(22) Filed: **Sep. 11, 2014**

(51) **LOC (10) Cl.** **14-04**

(52) **U.S. Cl.**
USPC **D14/492**

(58) **Field of Classification Search**
USPC D14/485–495
CPC G06F 3/048; G06F 3/0481; G06F 3/04817;
G06F 3/0482
See application file for complete search history.

(56) **References Cited**

U.S. PATENT DOCUMENTS

D544,876 S *	6/2007	Yamazaki	D14/486
D687,845 S *	8/2013	Lee	D14/486
D718,783 S *	12/2014	Inose	D14/487
D726,196 S *	4/2015	van Os	D14/485
D730,364 S *	5/2015	Inose	D14/485
D740,301 S *	10/2015	Soegiono	G06F 3/04817 D14/485
D752,624 S *	3/2016	Butcher	D14/486
D762,659 S *	8/2016	Butcher	D14/485
D763,914 S *	8/2016	Butcher	D14/490

2012/0007885 A1*	1/2012	Huston	H04L 67/18 345/633
2012/0079381 A1*	3/2012	Swenson	G11B 27/34 715/716
2013/0238724 A1*	9/2013	Cunningham	H04L 51/24 709/206

OTHER PUBLICATIONS

TomTom Golfer GPS Watch, dated to Oct. 31, 2014, golfonline.co.uk [online], [retrieved Nov. 11, 2016]. Available from internet <URL:https://web.archive.org/web/20141225212126/http://www.golfonline.co.uk/tomtom-golfer-gps-watch>.*

* cited by examiner

Primary Examiner — Cathron Brooks
Assistant Examiner — Andrew Nemeth

(57) **CLAIM**

The ornamental design for a display panel of an electronic golf device with a computer generated icon, as shown and described.

DESCRIPTION

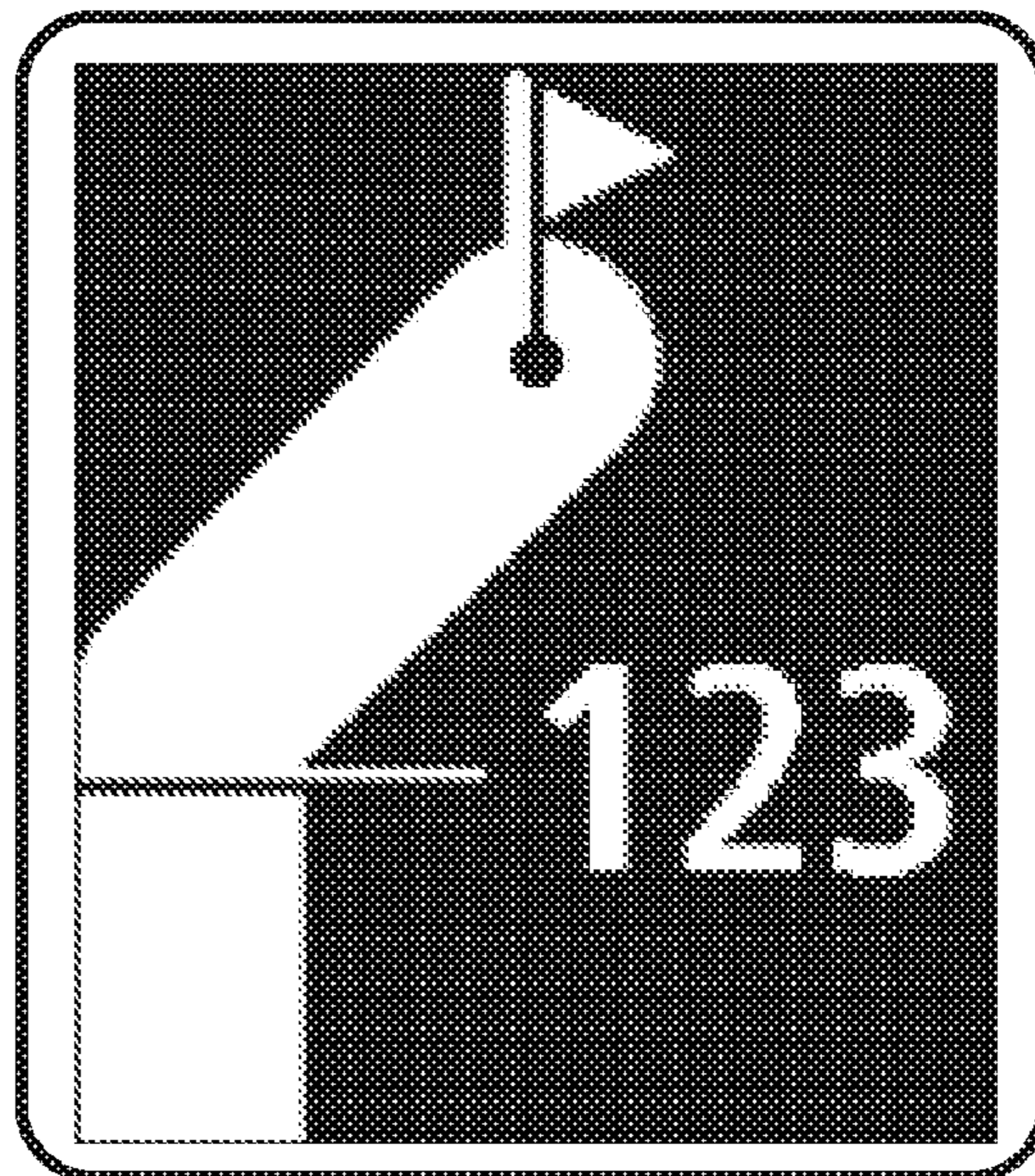

FIG. 1 is a front elevational view of a display panel of an electronic golf device with a computer generated icon according to a first embodiment of the present design.

FIG. 2 is a front elevational view of a display panel of an electronic golf device with a computer generated icon according to a second embodiment of the present design; and,

FIG. 3 is a perspective view of the image of FIG. 1, shown on an electronic golf device. The broken lines showing the electronic golf device in FIG. 3 form no part of the claimed design.

The broken lines of FIG. 3 showing a watch represents an environmental structure and form no part of the claimed design.

1 Claim, 2 Drawing Sheets






FIG. 1




FIG. 2



FIG. 3