



US00D797748S

(12) **United States Design Patent** (10) **Patent No.:** **US D797,748 S**
Robinson (45) **Date of Patent:** **** Sep. 19, 2017**

(54) **REMOVABLE HANDLE FOR MEDIA DEVICES**

D718,772 S * 12/2014 Westrup D14/447
D723,573 S * 3/2015 Padro D14/447
D731,496 S * 6/2015 Voorhees D14/447
D771,614 S * 11/2016 Chang D14/253

(71) Applicant: **Jeffrey R. Robinson**, Blaine, WA (US)

(Continued)

(72) Inventor: **Jeffrey R. Robinson**, Blaine, WA (US)

Primary Examiner — Angela J Lee

(**) Term: **15 Years**

(74) *Attorney, Agent, or Firm* — Christensen O'Connor Johnson Kindness PLLC

(21) Appl. No.: **29/570,780**

(57) **CLAIM**

(22) Filed: **Jul. 12, 2016**

The ornamental design for a removable handle for media devices, as shown and described.

(51) **LOC (10) Cl.** **08-07**

(52) **U.S. Cl.**
USPC **D14/447**

DESCRIPTION

(58) **Field of Classification Search**
USPC D14/447, 432, 434, 439, 440, 451, 452,
D14/457, 239; D8/363, 373, 380;
D6/406.3, 406.4, 406.5, 406.6; D12/415
CPC A47B 21/04; A47B 2097/006; A47B
2097/005; A47B 2023/049; A45C
2011/002; A45C 2011/003; F16M
2200/00; F16M 13/00

FIG. 1 is a back-left perspective environmental view of a removable handle for media devices in accordance with the present design;
FIG. 2 is a front view of the removable handle for media devices shown in FIG. 1;
FIG. 3 is a back view of the removable handle for media devices shown in FIG. 1;
FIG. 4 is a top view of the removable handle for media devices shown in FIG. 1;
FIG. 5 is a bottom view of the removable handle for media devices shown in FIG. 1;
FIG. 6 is a left side view of the removable handle for media devices shown in FIG. 1;
FIG. 7 is a right side view of the removable handle for media devices shown in FIG. 1;
FIG. 8 is a lower-left perspective view of the removable handle for media devices shown in FIG. 1 shown assembled; and,
FIG. 9 is a lower-left perspective view of the removable handle for media devices shown in FIG. 1 shown unassembled.

See application file for complete search history.

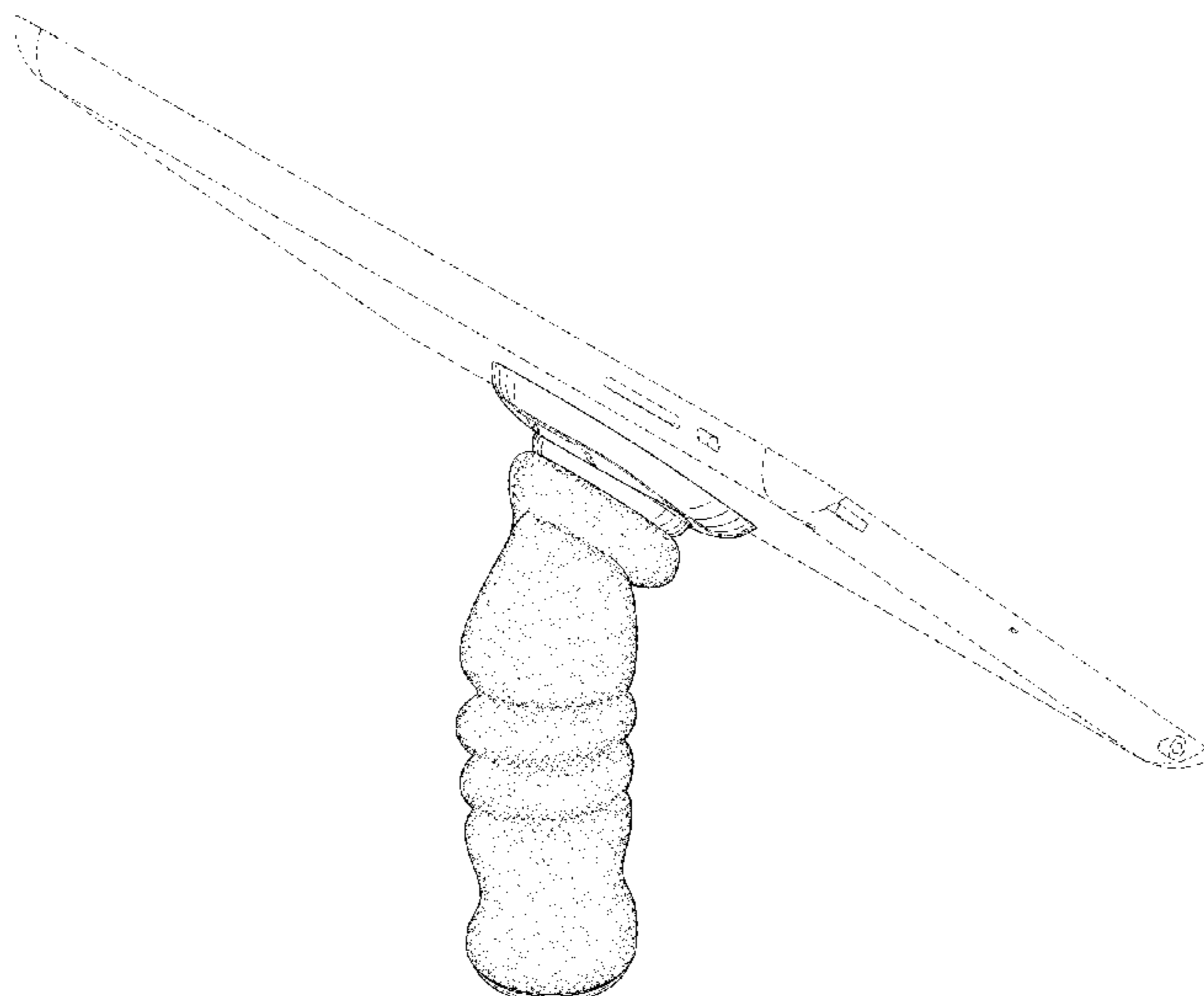
The broken line showing of a media device is for the purpose of illustrating environmental structure and forms no part of the claimed design.

(56) **References Cited**

U.S. PATENT DOCUMENTS

5,329,712 A 7/1994 Keller
6,726,070 B2 4/2004 Lautner
D506,195 S 6/2005 Leveridge et al.
D604,542 S * 11/2009 Kuo D6/524
D629,405 S * 12/2010 Crysell D14/447
D655,293 S * 3/2012 Gioscia D14/434
D673,573 S 1/2013 Skene et al.
D691,989 S * 10/2013 Micallef D14/239
8,550,317 B2 10/2013 Hyseni
D692,900 S * 11/2013 Kovacs H01R 13/73
D14/447
D696,673 S * 12/2013 Vogel D14/447
D696,674 S * 12/2013 Vogel D14/447
8,672,374 B1 3/2014 Webber
D704,713 S * 5/2014 Liniger D14/447
8,770,539 B1 7/2014 Hsu

1 Claim, 6 Drawing Sheets



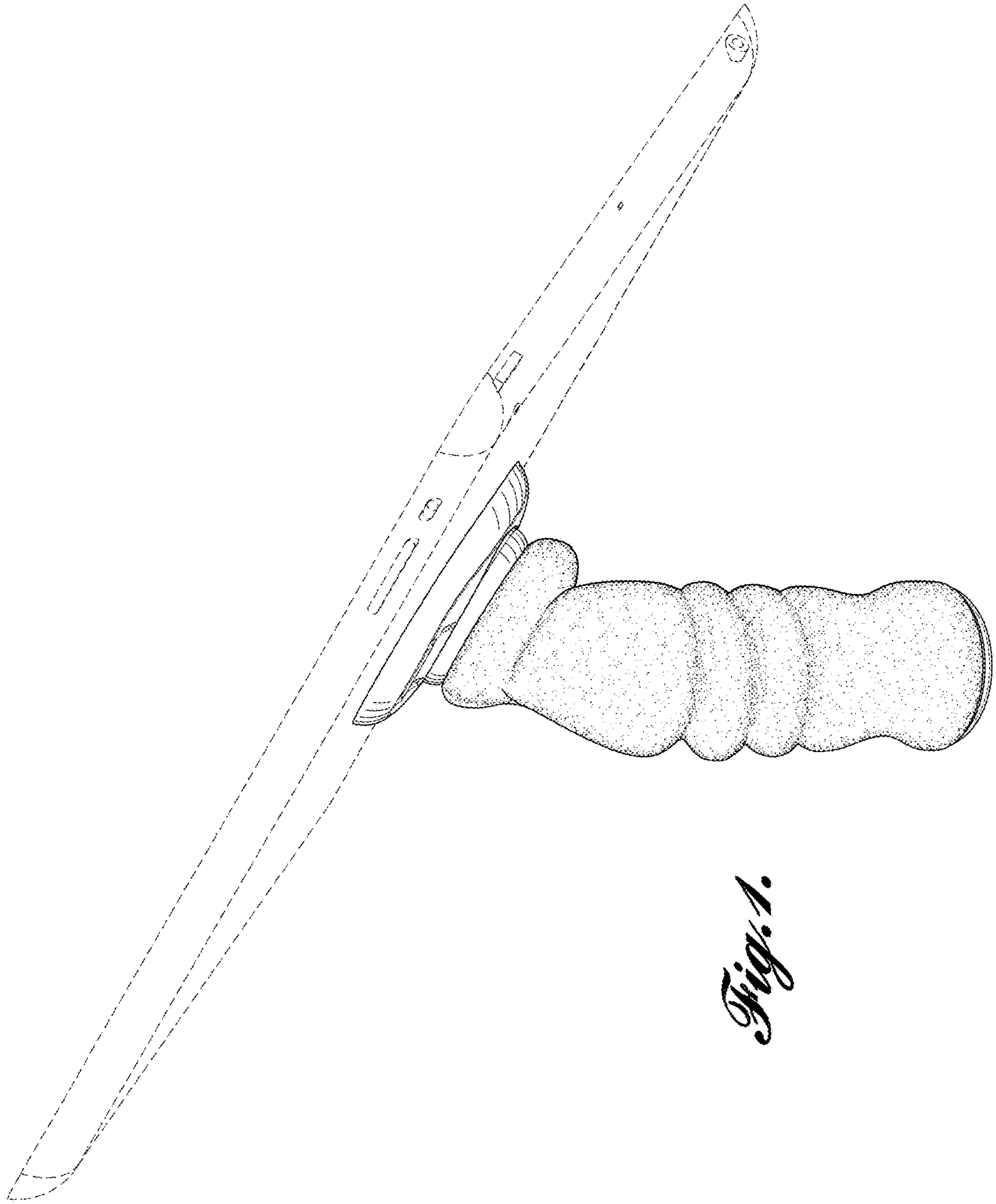
(56)

References Cited

U.S. PATENT DOCUMENTS

2011/0240830	A1	10/2011	Alemozafar et al.	
2012/0075799	A1	3/2012	Pollex	
2012/0104185	A1	5/2012	Carroll	
2012/0297575	A1	11/2012	Garcia	
2012/0305733	A1*	12/2012	Vogel	F16M 11/14 248/371
2013/0119227	A1	5/2013	Lin	
2014/0085814	A1	3/2014	Kielland	
2014/0263884	A1	9/2014	Grziwok et al.	

* cited by examiner



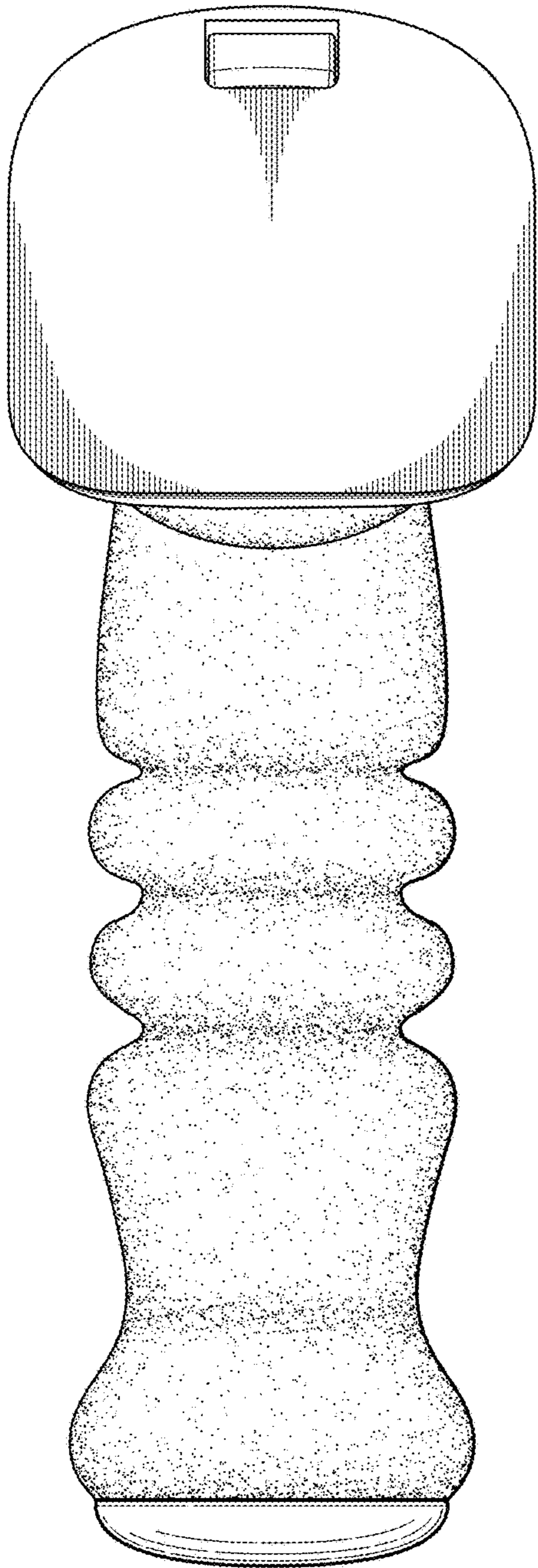


Fig. 2.

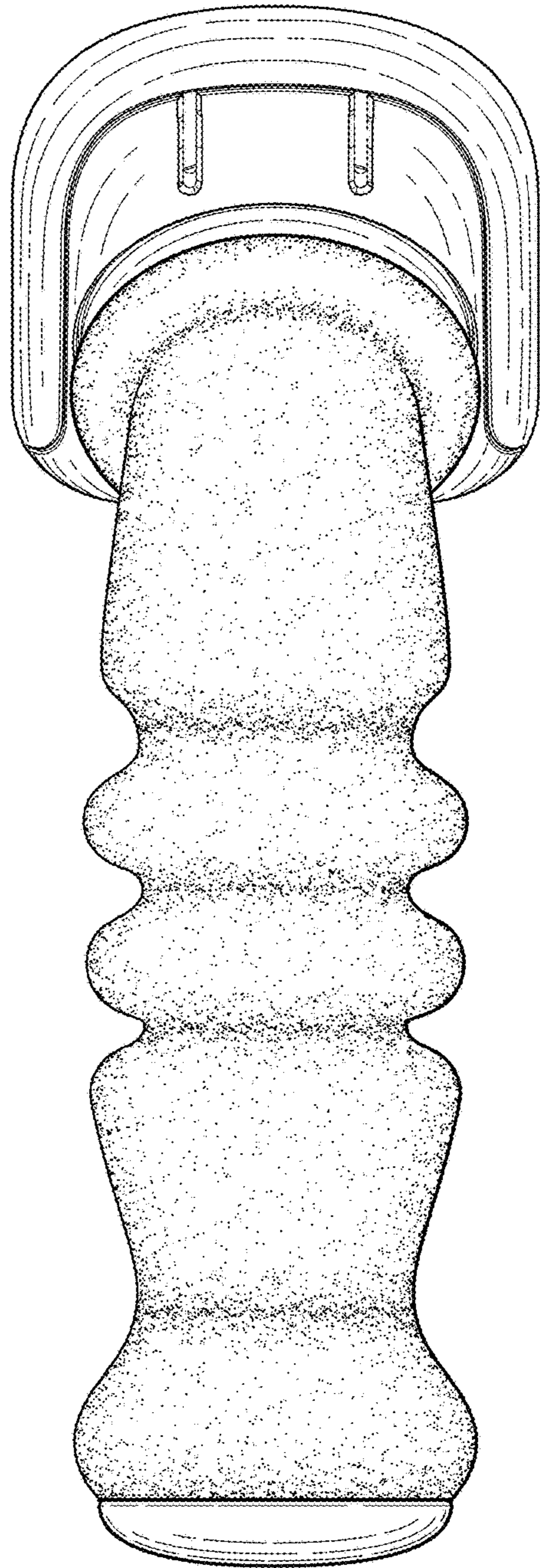


Fig. 3.

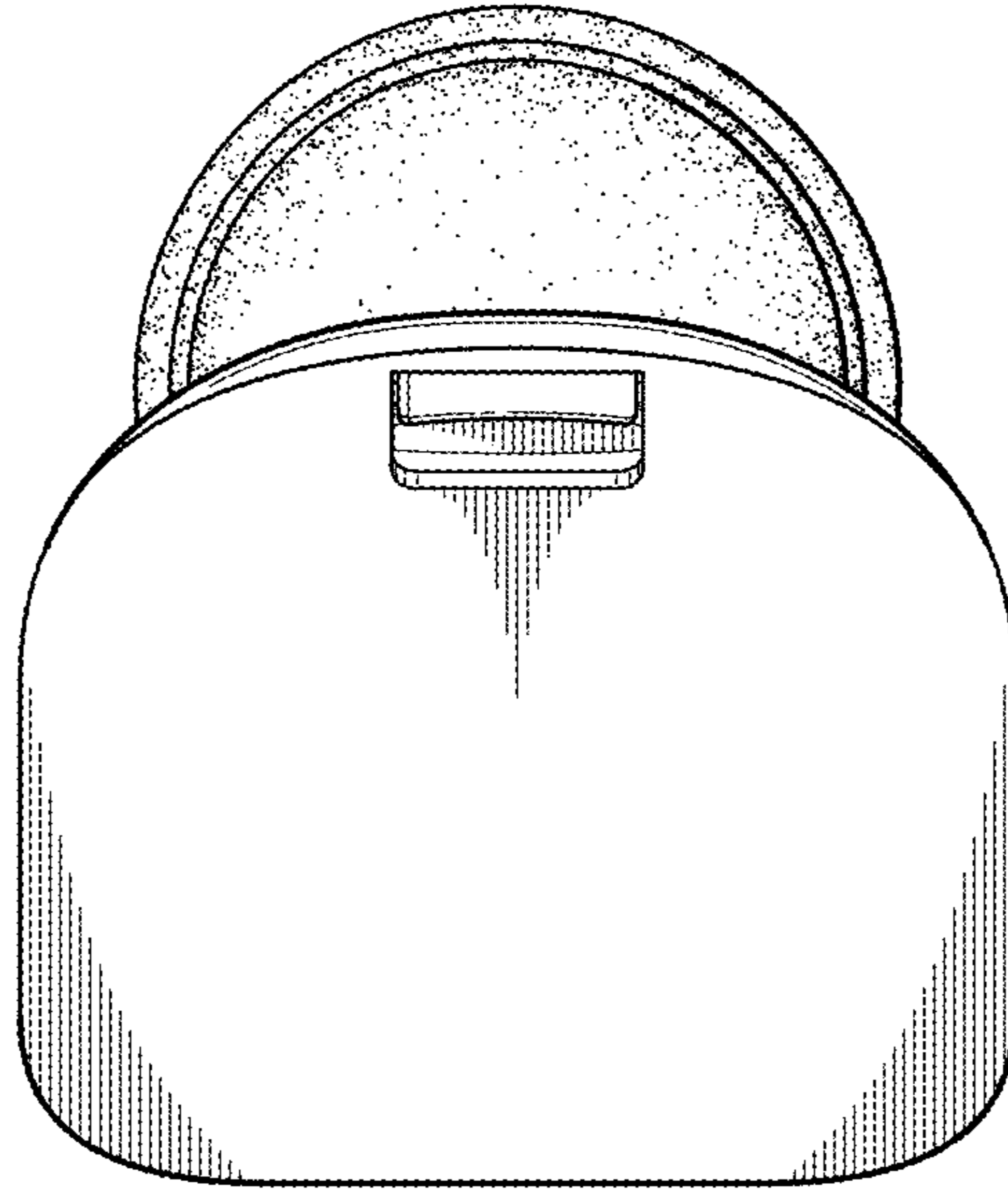


Fig. 4.

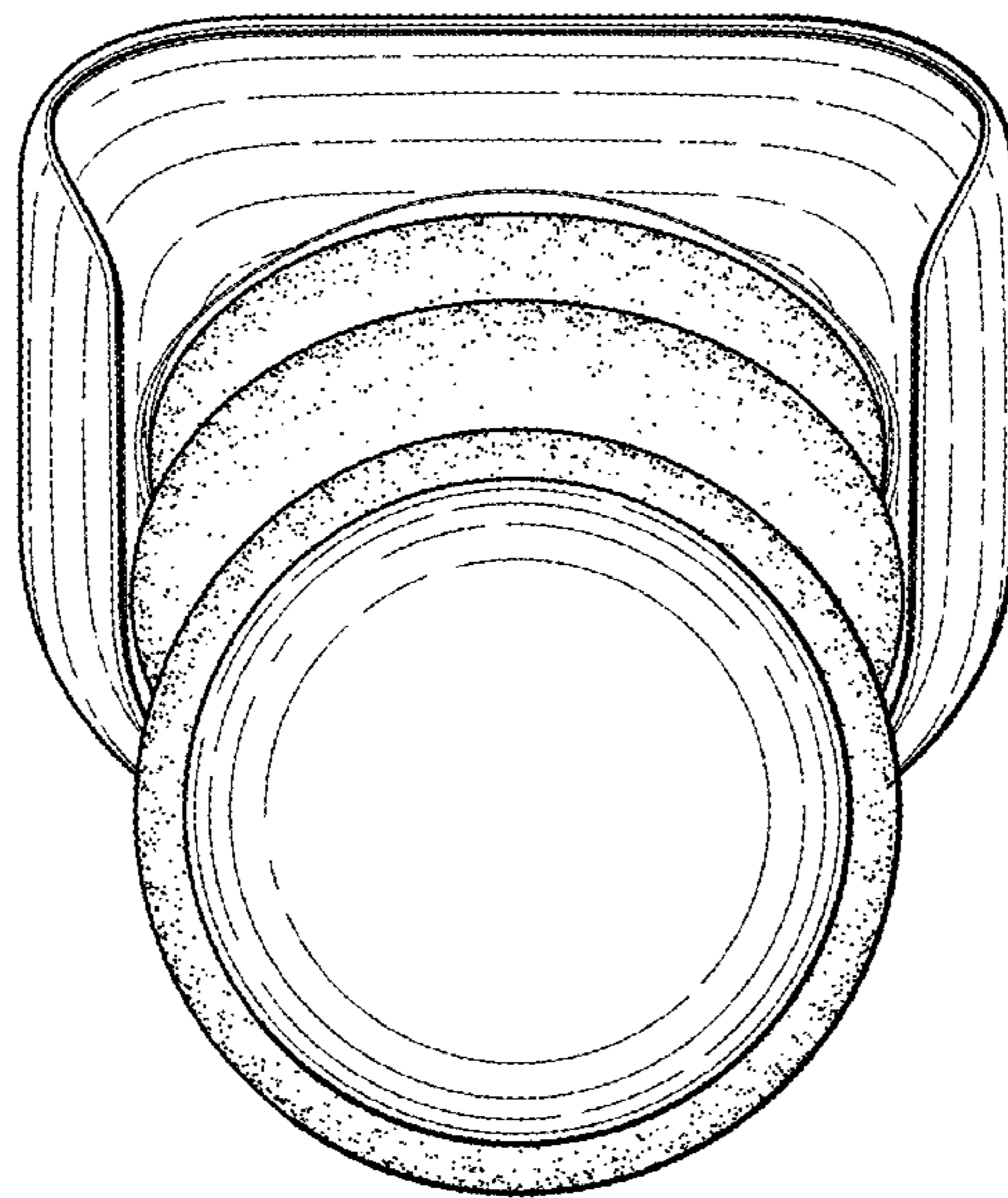


Fig. 5.

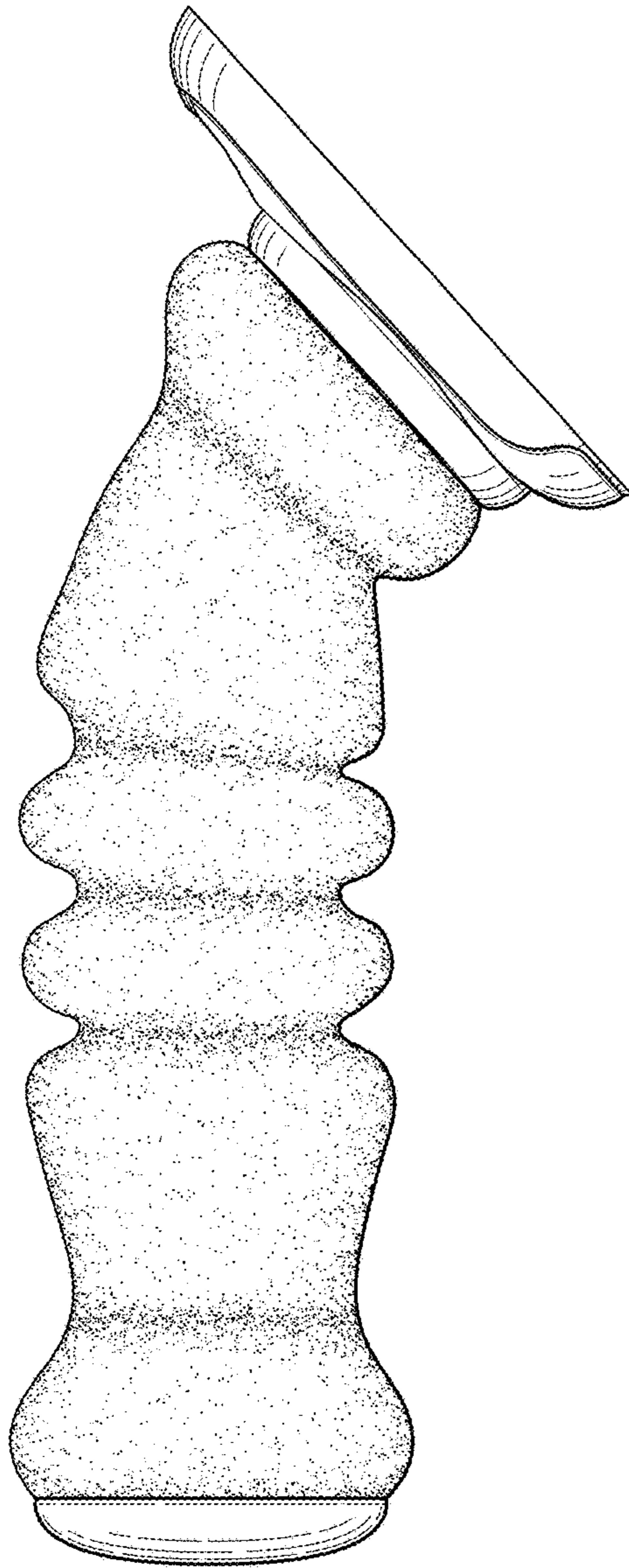


Fig. 6.

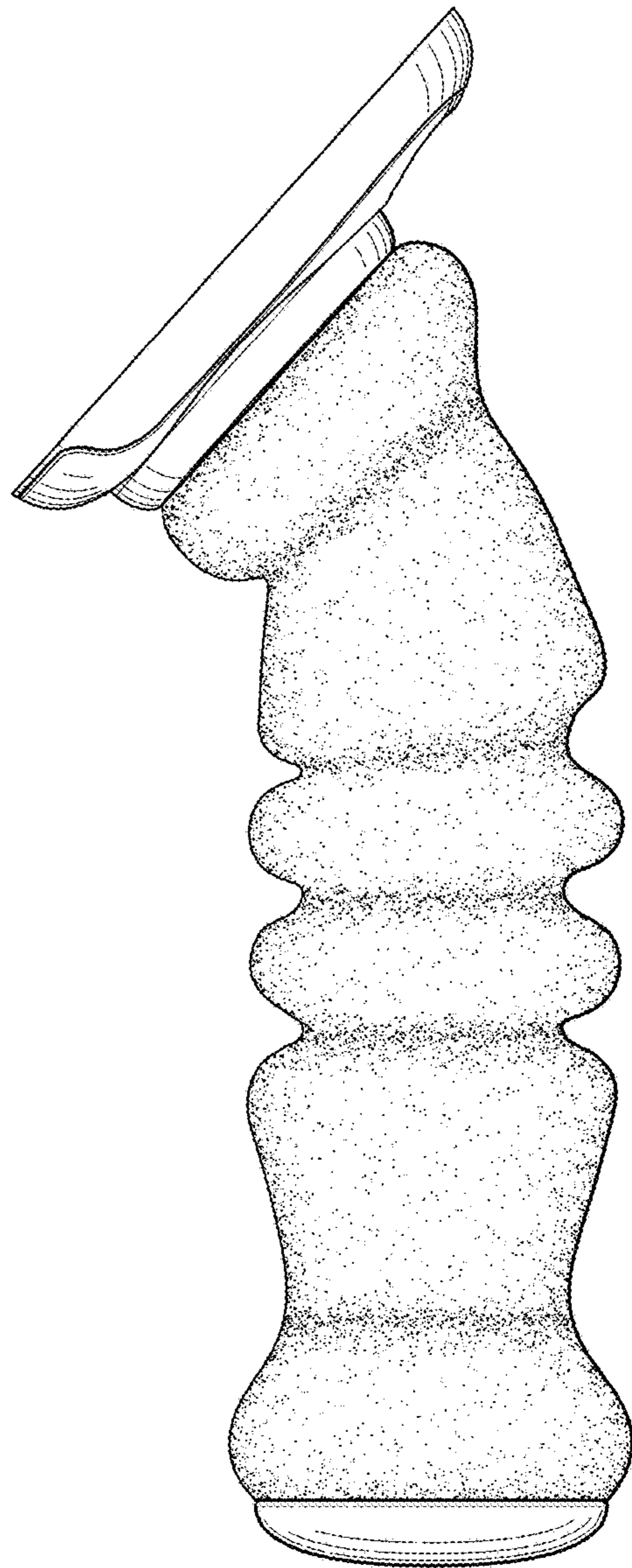


Fig. 7.

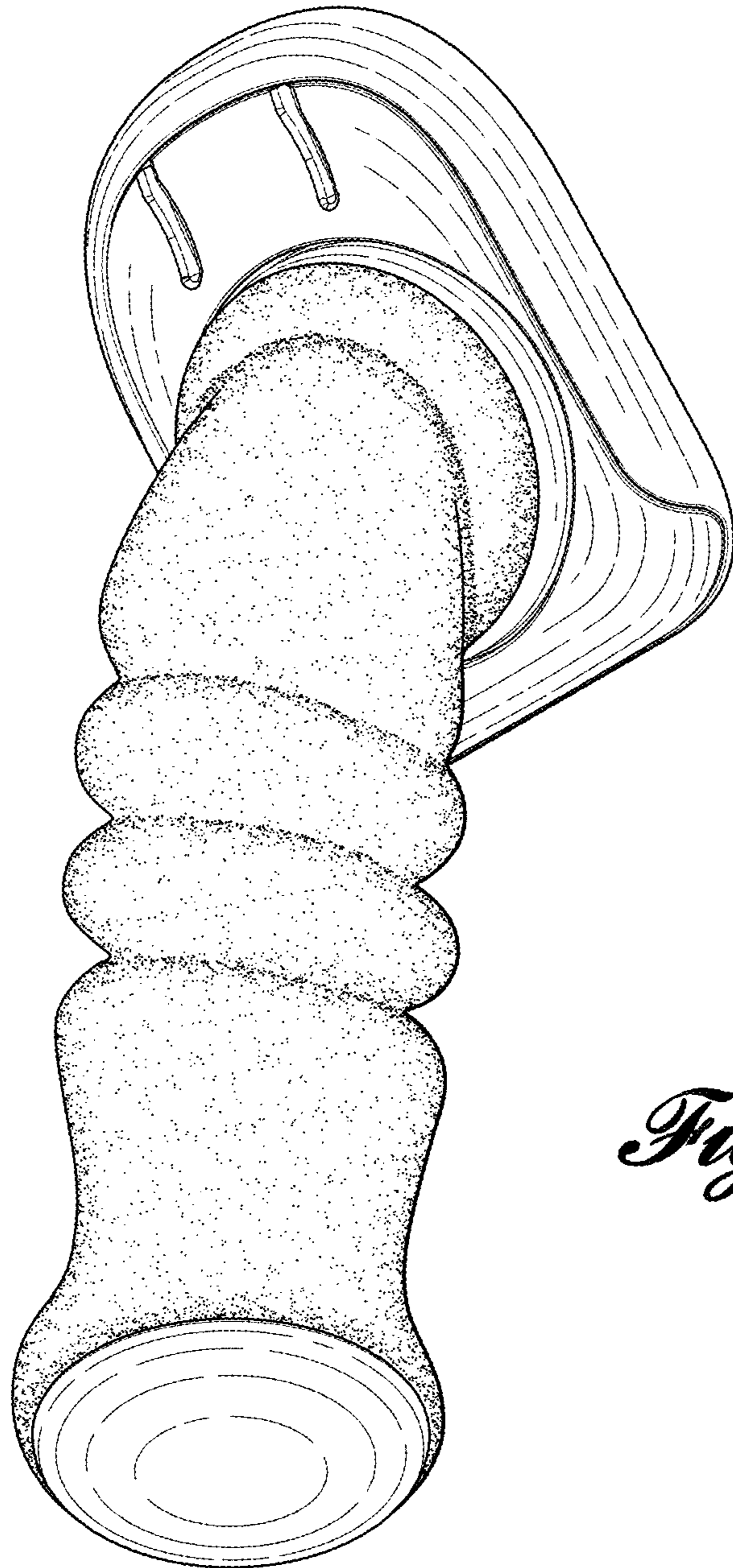


Fig. 8.

Fig. 9.

