



US00D797745S

(12) **United States Design Patent**
Wang et al.

(10) **Patent No.:** **US D797,745 S**
(45) **Date of Patent:** **** Sep. 19, 2017**

(54) **SCANNER**

(71) Applicant: **Hand Held Products, Inc.**, Fort Mill, SC (US)

(72) Inventors: **Chenghao Wang**, Shanghai (CN); **Dezhi Yang**, Shanghai (CN); **Wei Li**, Huizhou (CN)

(73) Assignee: **Hand Held Products, Inc.**, Fort Mill, SC (US)

(**) Term: **15 Years**

(21) Appl. No.: **29/564,577**

(22) Filed: **May 13, 2016**

(51) **LOC (10) Cl.** **14-02**

(52) **U.S. Cl.**
USPC **D14/426**

(58) **Field of Classification Search**

USPC D14/420, 426-430, 453, 346, 341, 347, D14/412, 138 R, 138 AA, 138 C; D13/107, 184; 358/473; 235/462.43, 235/462.45, 462.47, 462.48, 462.44, 235/462.46, 487, 472.01, 472.02, 145 A, 235/145 R, 385, 440, 383, 454, 462.01; D10/78; 324/426; D3/273; 710/73; D18/7; 361/679, 728, 679.56, 679.55, 361/679.59; 382/313, 321; 455/575.1, 455/561, 572, 557, 349, 556.1, 556.2, 455/90.3; 345/156, 168, 169, 172, 173, 345/87; 705/17, 18, 22-25

CPC G06F 1/626; G06F 1/1626; G06F 1/1656; G06F 1/1632; G06F 1/1684; G06F 1/1635; G06F 1/163; G06F 1/1633; G06F 1/1613; G06F 1/1637; G06F 8/63; G06F 17/30091; G06F 9/4401; G06F 3/0202; G06K 7/10881; G06K 7/1098; G06K 7/10722; G06K 7/1404; G06K 7/0004; G06K 7/10633; G06K 7/10851; G06K 7/1091; G06K 7/1092; G06K 7/1093; G06K 7/10; G06K 7/109; G06K 7/1417; G06K 9/228; G06K 17/0022; G06K

17/00; G06K 2207/1011; G06K 2207/1013; G06K 2207/1016; G06K 2207/1018; G06K 2017/0051; G06K 2017/0067; G06K 2007/10524; G06K 7/1095; G06K 7/089; G06K 7/10821; G07G 1/0081; G07G 1/009; G06Q 20/20; G06Q 20/201; G06Q 20/202;
(Continued)

(56) **References Cited**

U.S. PATENT DOCUMENTS

D337,569 S * 7/1993 Kando D14/341
6,467,688 B1 * 10/2002 Goldman B41J 3/36
235/375

(Continued)

Primary Examiner — Susan Moon Lee

(74) *Attorney, Agent, or Firm* — Additon, Higgins & Pendleton, P.A.

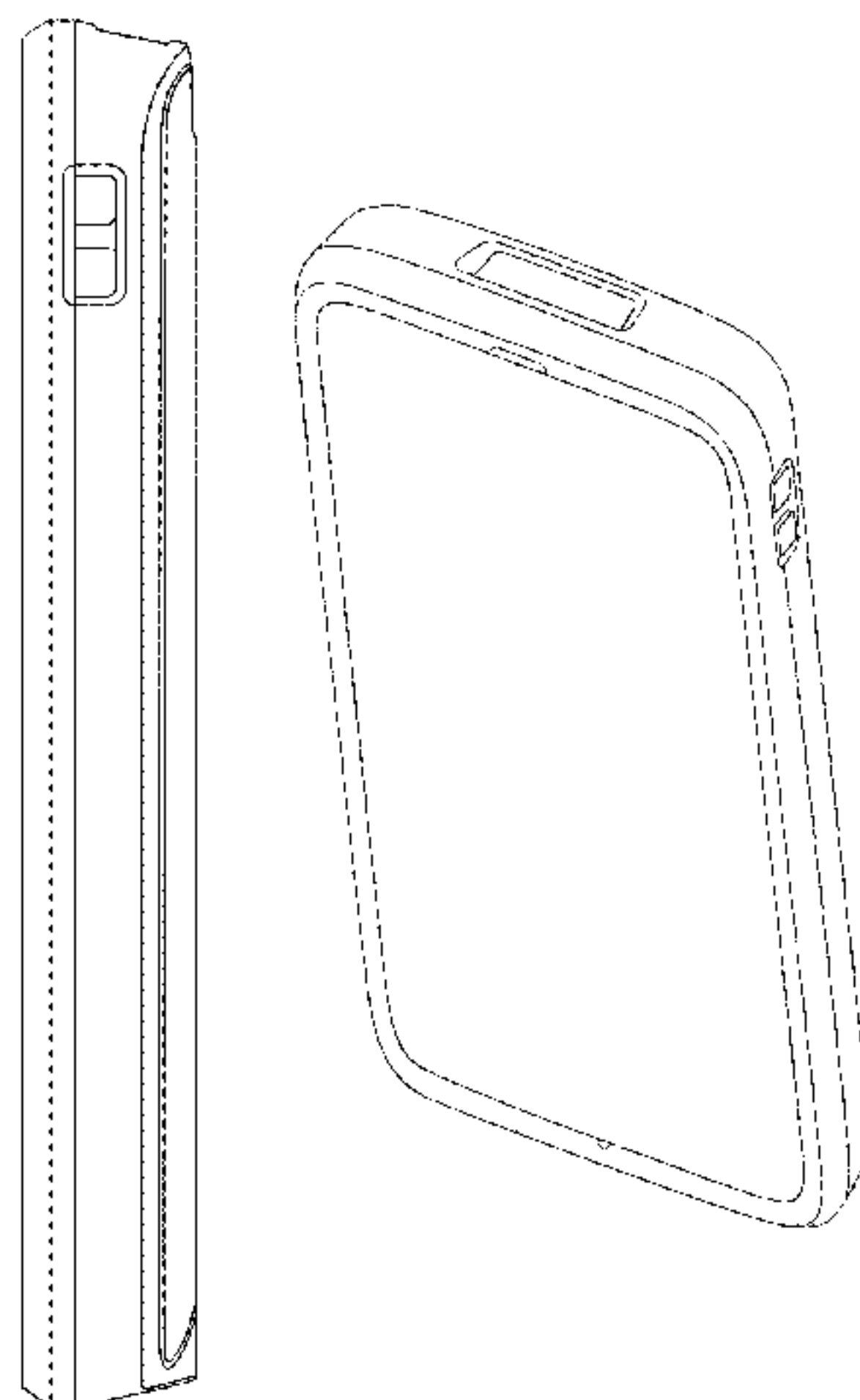
(57) **CLAIM**

The ornamental design for a scanner, as shown and described.

DESCRIPTION

FIG. 1 is a front elevation view of an embodiment of a scanner in accordance with the present design;
FIG. 2 is a rear elevation view of the embodiment of the scanner;
FIG. 3 is a right side elevation view of the embodiment of the scanner;
FIG. 4 is a left side elevation view of the embodiment of the scanner;
FIG. 5 is a top elevation view of the embodiment of the scanner;
FIG. 6 is a bottom elevation view of the embodiment of the scanner; and,
FIG. 7 is a perspective view of the embodiment of the scanner.

1 Claim, 6 Drawing Sheets



(58) **Field of Classification Search**

CPC G06Q 20/203; G06Q 20/30; G06Q 20/32;
 G06Q 20/322; G06Q 20/4014; G06Q
 10/087; H04N 1/00127; H04N 1/00135;
 H04N 1/00326; H04N 1/00334; H04N
 1/00307; H04N 1/107; H04N 2201/0084;
 H04N 2101/00; H04M 1/0249; H04M
 1/0262; H04M 1/0266; H04M 1/18;
 H04M 1/23; H04M 1/236; H04B 1/3827;
 H04B 1/3833; H04B 1/3877; H04B
 1/3883; H04B 1/3888; H04B 2001/3894;
 H01M 2/1066

See application file for complete search history.

(56) **References Cited**

U.S. PATENT DOCUMENTS

6,708,887 B1 * 3/2004 Garrett G06F 1/1626
 235/462.45
 7,054,148 B2 * 5/2006 Chen G06F 1/1632
 345/173
 D558,757 S * 1/2008 Andre D14/138 G
 D578,503 S * 10/2008 Shin D14/138 AD
 D580,401 S * 11/2008 Kim D14/138 AD
 D583,342 S * 12/2008 Kim D14/138 G
 D592,628 S * 5/2009 Kim D14/138 AD
 D606,038 S * 12/2009 Aarras D14/138 G
 D615,083 S * 5/2010 Andre D14/341
 D625,306 S * 10/2010 Miyawaki D14/341
 D629,772 S * 12/2010 Mo D14/138 G
 7,869,847 B2 * 1/2011 Zhou H04M 1/0239
 361/679.56
 D635,112 S * 3/2011 Zhang D14/138 AB
 D638,814 S * 5/2011 Sutherland D14/138 G
 D639,767 S * 6/2011 Finney D14/138 G
 D640,219 S * 6/2011 Sutherland D14/138 G
 D640,220 S * 6/2011 Shyu D14/138 AD
 D640,663 S * 6/2011 Arnholt D14/138 G
 D648,303 S * 11/2011 Park D14/138 G
 D649,132 S * 11/2011 Park D14/138 G
 D652,003 S * 1/2012 Park D14/138 G
 D654,887 S * 2/2012 McManigal D14/138 G
 8,150,482 B2 * 4/2012 Matsuoka H04M 1/0235
 379/433.01
 D660,809 S * 5/2012 Kern Koskela D13/168
 D663,421 S * 7/2012 Steiner D24/169
 D665,764 S * 8/2012 Shi D14/138 G
 D669,876 S * 10/2012 Luo D14/138 AB
 D674,486 S * 1/2013 Onuma D24/137
 D676,818 S * 2/2013 Park D14/138 G
 D685,776 S * 7/2013 Bau D14/250

D688,221 S * 8/2013 Zuffo D14/138 G
 D693,785 S * 11/2013 Sutherland D14/138 G
 D700,163 S * 2/2014 Huang D14/138 G
 D700,165 S * 2/2014 Chung D14/138 G
 D721,347 S * 1/2015 Lee D14/138 G
 D731,453 S * 6/2015 Park D14/138 G
 D746,248 S * 12/2015 Arnholt D14/138 G
 D746,249 S * 12/2015 Park D14/138 G
 D760,680 S * 7/2016 Lee D14/138 C
 D761,250 S * 7/2016 Andre D14/341
 D781,838 S * 3/2017 Kim D14/250
 D783,444 S * 4/2017 Zahra D11/81
 2005/0259797 A1 * 11/2005 Swartz G07G 1/0045
 379/93.12
 2006/0281501 A1 * 12/2006 Zuo H04M 1/0262
 455/575.1
 2007/0106121 A1 * 5/2007 Yokota A61B 1/00052
 600/188
 2007/0165384 A1 * 7/2007 Vejnar G06F 9/4448
 361/724
 2010/0328420 A1 * 12/2010 Roman H04N 5/2251
 348/14.08
 2013/0231157 A1 * 9/2013 Chung H04M 1/0264
 455/556.1
 2013/0248601 A1 * 9/2013 Liang G06K 7/083
 235/440
 2014/0045550 A1 * 2/2014 Rosenberg G01D 4/002
 455/557
 2014/0099526 A1 * 4/2014 Powell H01M 2/1066
 429/100
 2014/0191644 A1 * 7/2014 Chaney A45C 11/00
 312/327
 2014/0249941 A1 * 9/2014 Hicks G06K 7/10821
 705/17
 2014/0249942 A1 * 9/2014 Hicks G07G 1/0081
 705/17
 2015/0028104 A1 * 1/2015 Ma H04M 1/72522
 235/462.08
 2015/0126245 A1 * 5/2015 Barkan H04M 1/0254
 455/556.1
 2015/0220766 A1 * 8/2015 Russell G06K 7/10881
 235/462.42
 2015/0254485 A1 * 9/2015 Feng H04M 1/0202
 455/556.1
 2015/0355681 A1 * 12/2015 Chen G06F 1/1654
 361/679.56
 2016/0055357 A1 * 2/2016 Hicks G06K 7/10881
 235/383
 2016/0094263 A1 * 3/2016 Fathollahi H04B 1/3888
 455/575.8
 2016/0292477 A1 * 10/2016 Bidwell G06K 7/10732

* cited by examiner




FIG. 1




FIG. 2




FIG. 3




FIG. 4




FIG. 5

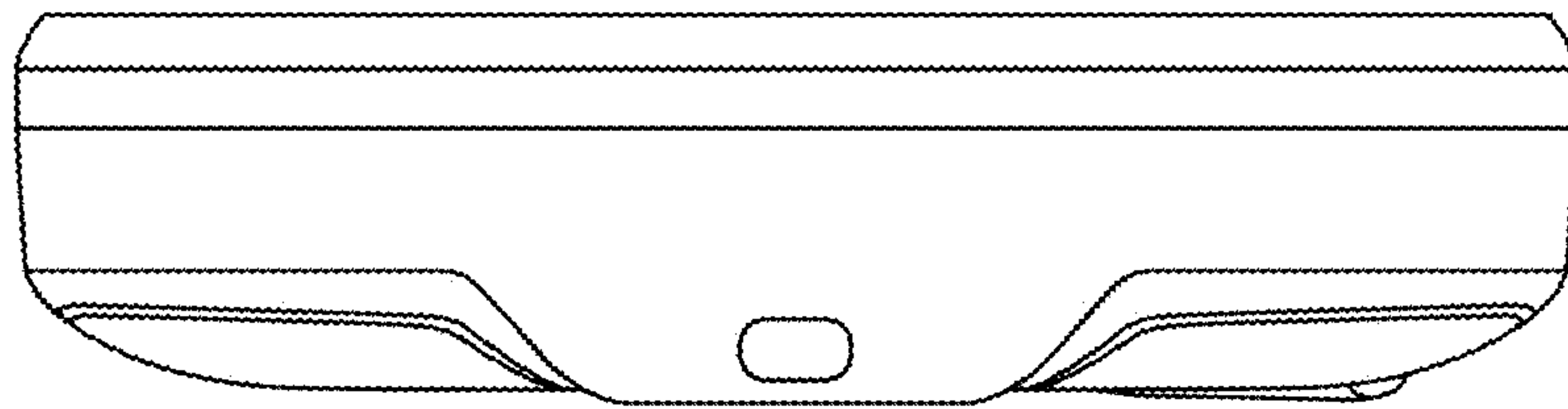


FIG. 6

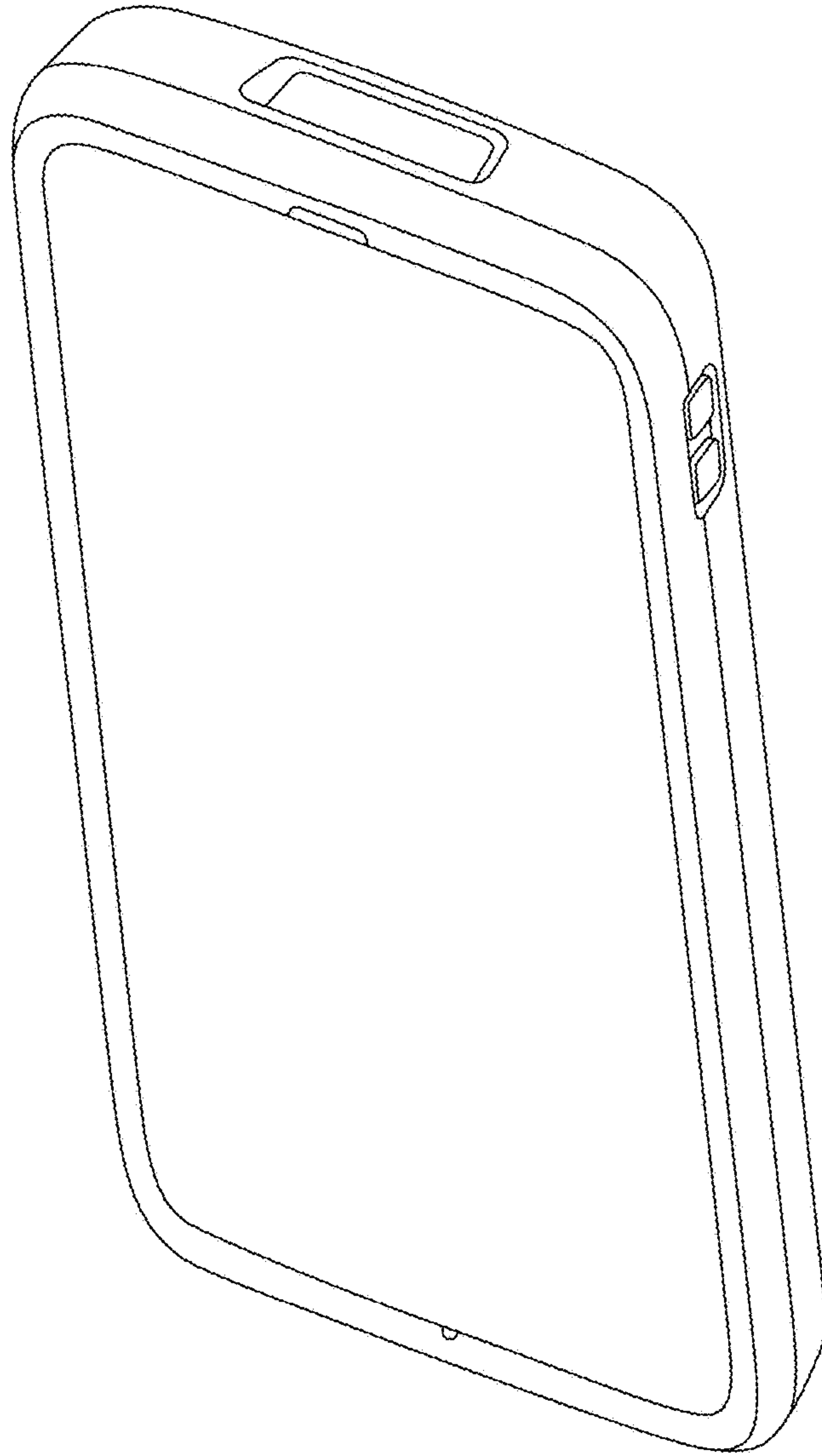


FIG. 7