

US00D797742S

(12) **United States Design Patent**  
**Chang et al.**

(10) **Patent No.:** **US D797,742 S**  
(45) **Date of Patent:** **\*\* Sep. 19, 2017**

(54) **STYLUS**  
(71) Applicant: **eGalax\_eMPIA Technology Inc.**,  
Taipei (TW)  
(72) Inventors: **Chin-Fu Chang**, Taipei (TW);  
**Shang-Tai Yeh**, Taipei (TW); **Yu-Hao**  
**Chang**, Taipei (TW)  
(73) Assignee: **EGALAX\_EMPIA TECHNOLOGY**  
**INC.**, Taipei (TW)  
(\*\*) Term: **15 Years**

D619,580 S \* 7/2010 Nakayama ..... D14/411  
D670,699 S \* 11/2012 Sato ..... D14/411  
D675,621 S \* 2/2013 Fletcher ..... D14/411  
D695,741 S \* 12/2013 Wang ..... D14/411  
D706,267 S \* 6/2014 Nakata ..... D14/411  
D709,886 S \* 7/2014 Lin ..... D14/411  
D715,298 S \* 10/2014 Hong ..... D14/411  
D725,113 S \* 3/2015 Roskopp ..... D14/411  
D725,114 S \* 3/2015 Roskopp ..... D14/411  
D754,129 S \* 4/2016 Kao ..... D14/411  
D781,859 S \* 3/2017 Magi ..... D14/411  
D783,617 S \* 4/2017 Chrenka ..... D14/411  
2009/0142126 A1 \* 6/2009 Dickover ..... B43K 23/002  
401/131

(21) Appl. No.: **29/577,945**  
(22) Filed: **Sep. 16, 2016**  
(30) **Foreign Application Priority Data**  
May 9, 2016 (TW) ..... 105302520

\* cited by examiner

*Primary Examiner* — Austin Murphy

(74) *Attorney, Agent, or Firm* — Muncy, Geissler, Olds &  
Lowe, P.C.

(51) **LOC (10) Cl.** ..... **07-05**  
(52) **U.S. Cl.**  
USPC ..... **D14/411**  
(58) **Field of Classification Search**  
USPC ..... D14/372, 496, 432, 371, 125, 126, 129,  
D14/299, 411; D16/300-342; 351/158,  
351/153, 144; 345/7-9, 905; 455/344;  
348/115, 53, 121, 739  
CPC ..... G02B 27/017; G06F 3/016; G06F 3/033;  
G06F 3/0317; G06F 3/03545; G06F  
3/041; G06K 9/222  
See application file for complete search history.

(57) **CLAIM**

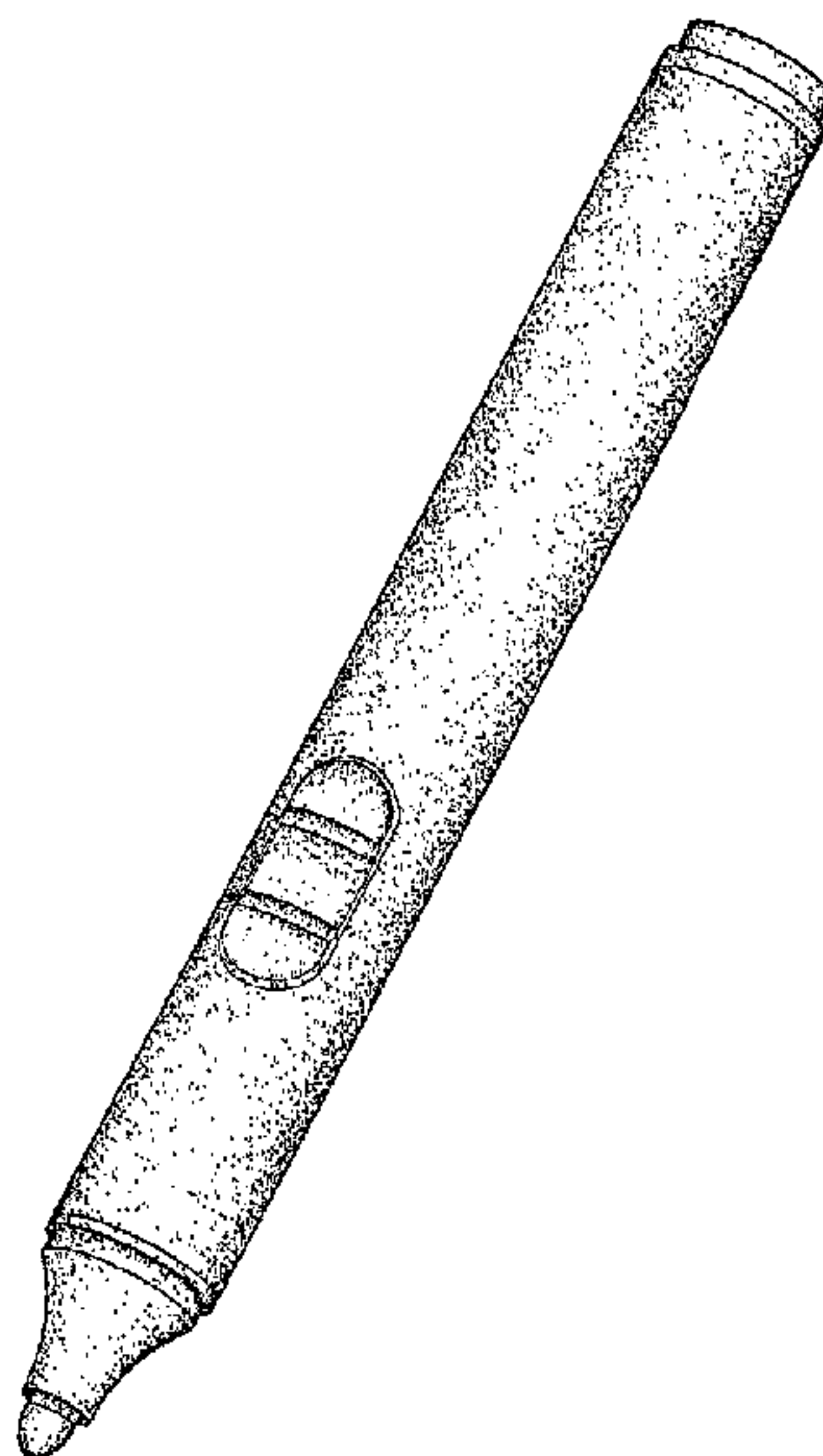
The ornamental design for an stylus, as shown and  
described.

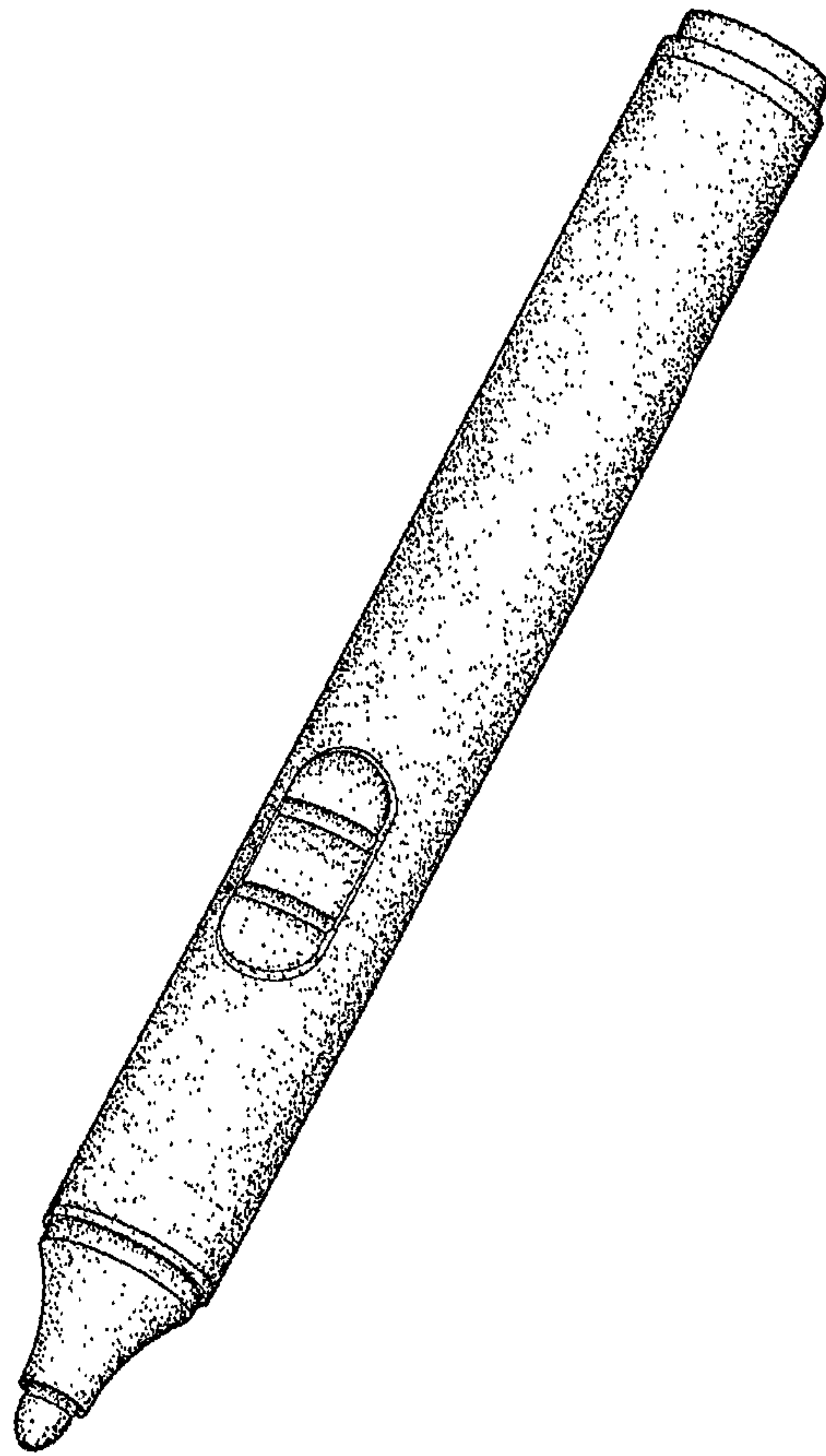
**DESCRIPTION**

FIG. 1 is a perspective view of an stylus showing my design;  
FIG. 2 is a front view thereof;  
FIG. 3 is a rear view thereof;  
FIG. 4 is a left side view thereof;  
FIG. 5 is a right side view thereof;  
FIG. 6 is a top view thereof; and,  
FIG. 7 is a bottom view thereof.


(56) **References Cited**  
U.S. PATENT DOCUMENTS  
6,505,984 B2 \* 1/2003 Smith ..... B43K 19/00  
15/424  
7,377,709 B2 \* 5/2008 Butler ..... A45D 40/18  
401/17

**1 Claim, 7 Drawing Sheets**





*FIG. 1*



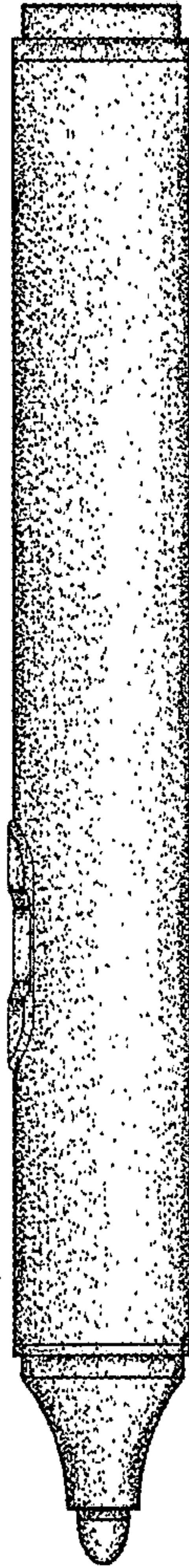
*FIG. 2*



*FIG. 3*

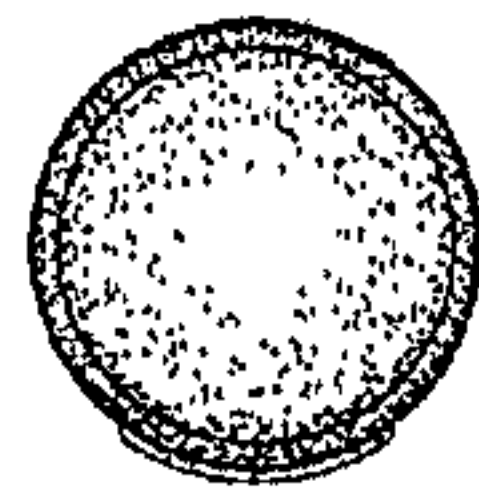


*FIG. 4*

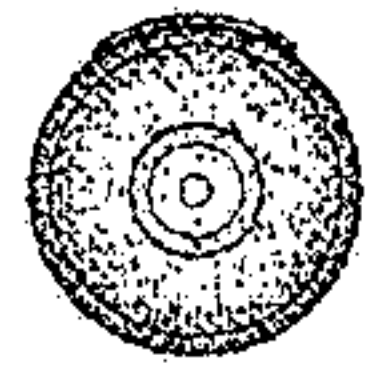


*FIG. 5*





*FIG. 6*



*FIG. 7*