



US00D797734S

(12) **United States Design Patent** (10) **Patent No.:** **US D797,734 S**  
**Brown** (45) **Date of Patent:** **\*\* Sep. 19, 2017**

(54) **HEAD WORN COCKPIT AVIONICS DISPLAY**

(71) Applicant: **Rockwell Collins, Inc.**, Cedar Rapids, IA (US)

(72) Inventor: **Robert Douglas Brown**, Lake Oswego, OR (US)

(73) Assignee: **Rockwell Collins, Inc.**, Cedar Rapids, IA (US)

(\*\*) Term: **15 Years**

(21) Appl. No.: **29/570,141**

(22) Filed: **Jul. 5, 2016**

(51) **LOC (10) Cl.** ..... **14-02**

(52) **U.S. Cl.**  
USPC ..... **D14/372**

(58) **Field of Classification Search**  
USPC ..... D14/372, 496, 432, 371, 125, 126, 129, D14/299; D16/300-342; 351/158, 153, 351/144; 345/7-9, 905; 455/344; 348/115, 53, 121, 739  
CPC ..... G02B 27/017; G02B 27/0158; G02B 27/0161; G02B 27/0181; G02B 27/0185; G02B 27/0189

See application file for complete search history.

(56) **References Cited**

**U.S. PATENT DOCUMENTS**

D599,835 S *	9/2009	Yee	.....	D16/314
D611,521 S *	3/2010	Lampru	.....	D16/314
D688,294 S *	8/2013	Roy	.....	D16/309
D712,451 S *	9/2014	Kim	.....	D16/300
D732,531 S *	6/2015	Kim	.....	D14/372
9,134,548 B1 *	9/2015	Olsson	.....	G02C 9/00
D747,315 S *	1/2016	Olsson	.....	D14/372
D747,401 S *	1/2016	Exley	.....	D16/314
D749,585 S *	2/2016	Olsson	.....	D14/372

D750,075 S *	2/2016	Olsson	.....	D14/372
D765,075 S *	8/2016	Rochat	.....	D14/372
D766,895 S *	9/2016	Choi	.....	D14/372
D768,627 S *	10/2016	Rochat	.....	D14/372
D771,040 S *	11/2016	Nuovo	.....	D14/372
D773,552 S *	12/2016	Champ	.....	D16/312
D782,477 S *	3/2017	Cazalet	.....	D14/372
2012/0218507 A1 *	8/2012	Calilung	.....	A61F 9/025 351/153

\* cited by examiner

*Primary Examiner* — Austin Murphy

(74) *Attorney, Agent, or Firm* — Angel N. Gerdzhikov; Donna P. Suchy; Daniel M. Barbieri

(57) **CLAIM**

The ornamental design for a head worn cockpit avionics display, as shown and described.

**DESCRIPTION**

FIG. 1 is a perspective view of a head worn cockpit avionics display showing my new design, the broken lines indicate environmental structure and form no part of the claimed design;

FIG. 2 is a top plan view thereof;

FIG. 3 is a front elevational view thereof;

FIG. 4 is a left side elevational view thereof;

FIG. 5 is a front elevational view thereof;


FIG. 6 is a right side elevational view thereof; and,

FIG. 7 is a bottom plan view thereof.

The broken-lines of the figures depict a flight instrument display border as well as related icon elements of the avionics display and various portions environmentally thereof. These broken line features are depicted for illustrative purposes, and form no part of the claimed design.

The claimed "head worn cockpit avionics display" is used as a visual instrument interface for assisting in situational awareness.

**1 Claim, 7 Drawing Sheets**



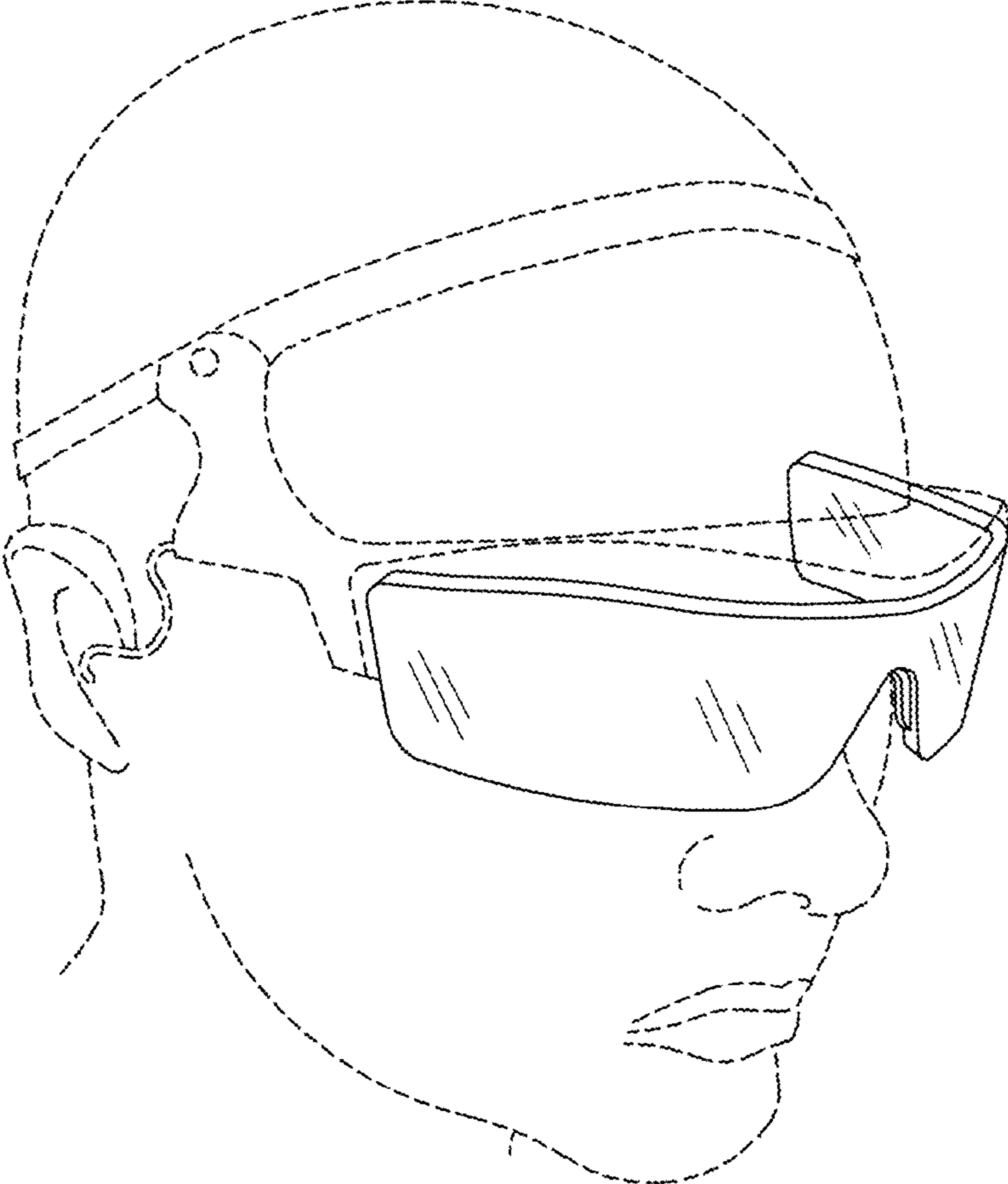


FIG. 1

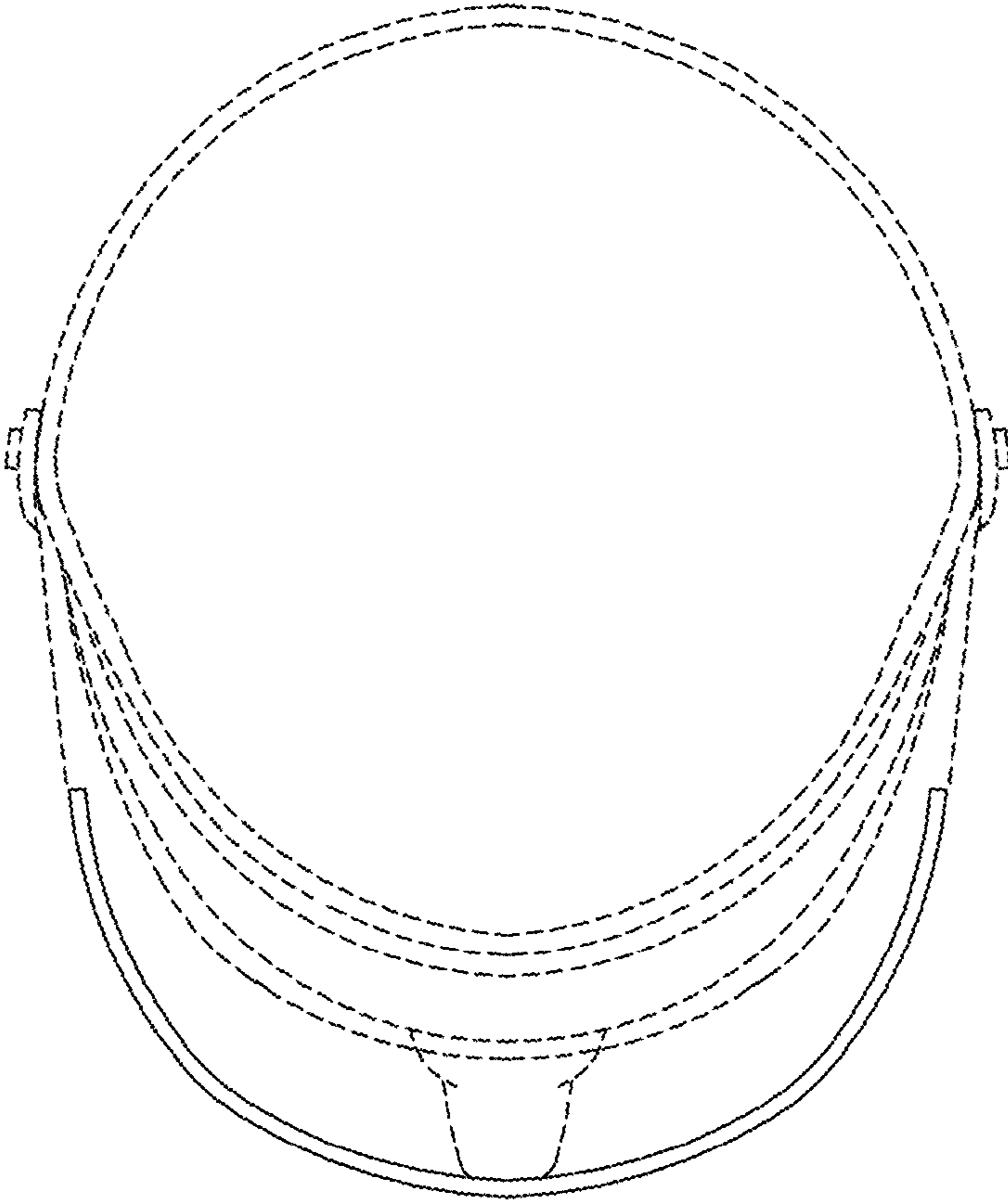


FIG. 2

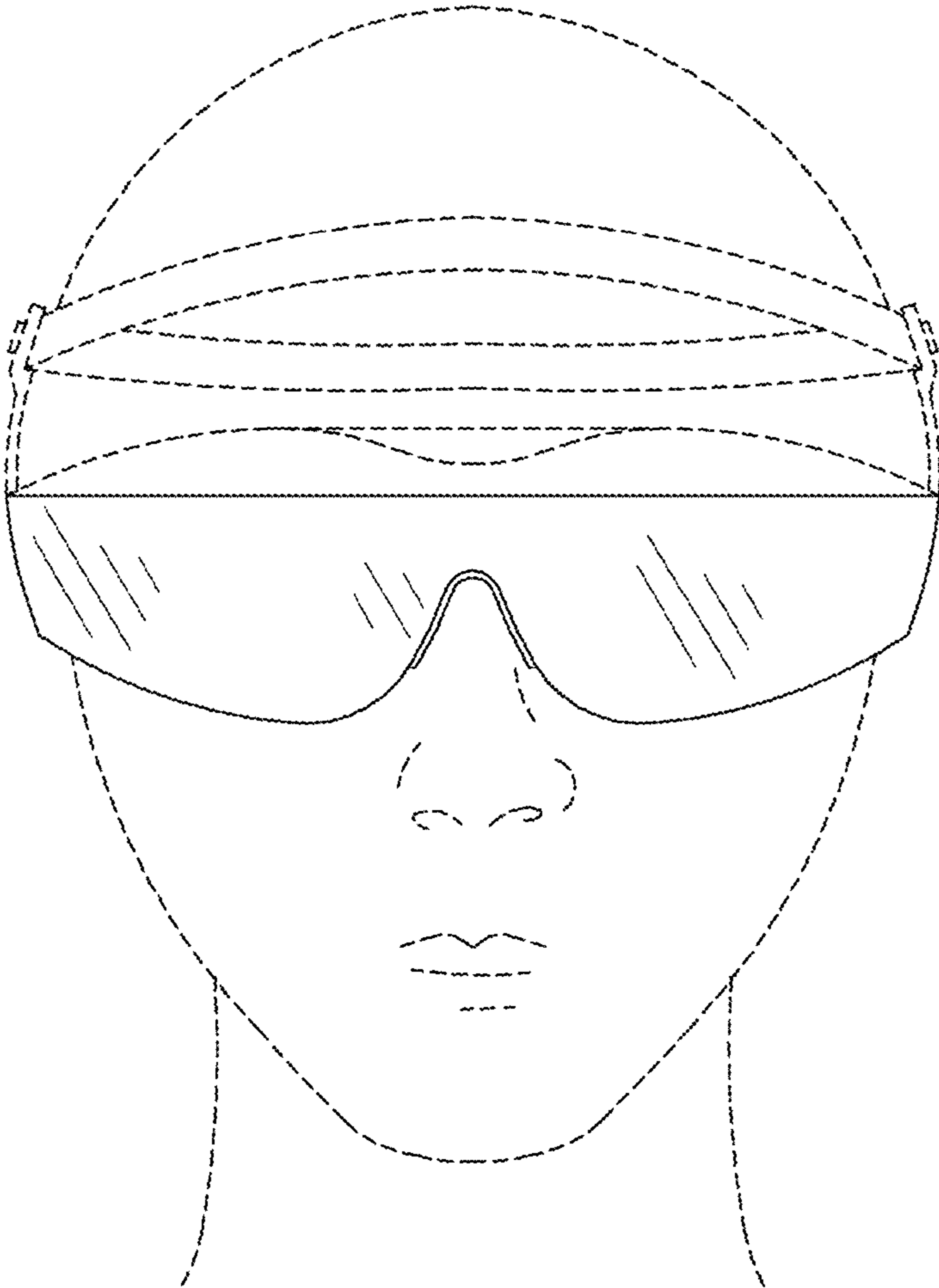


FIG. 3

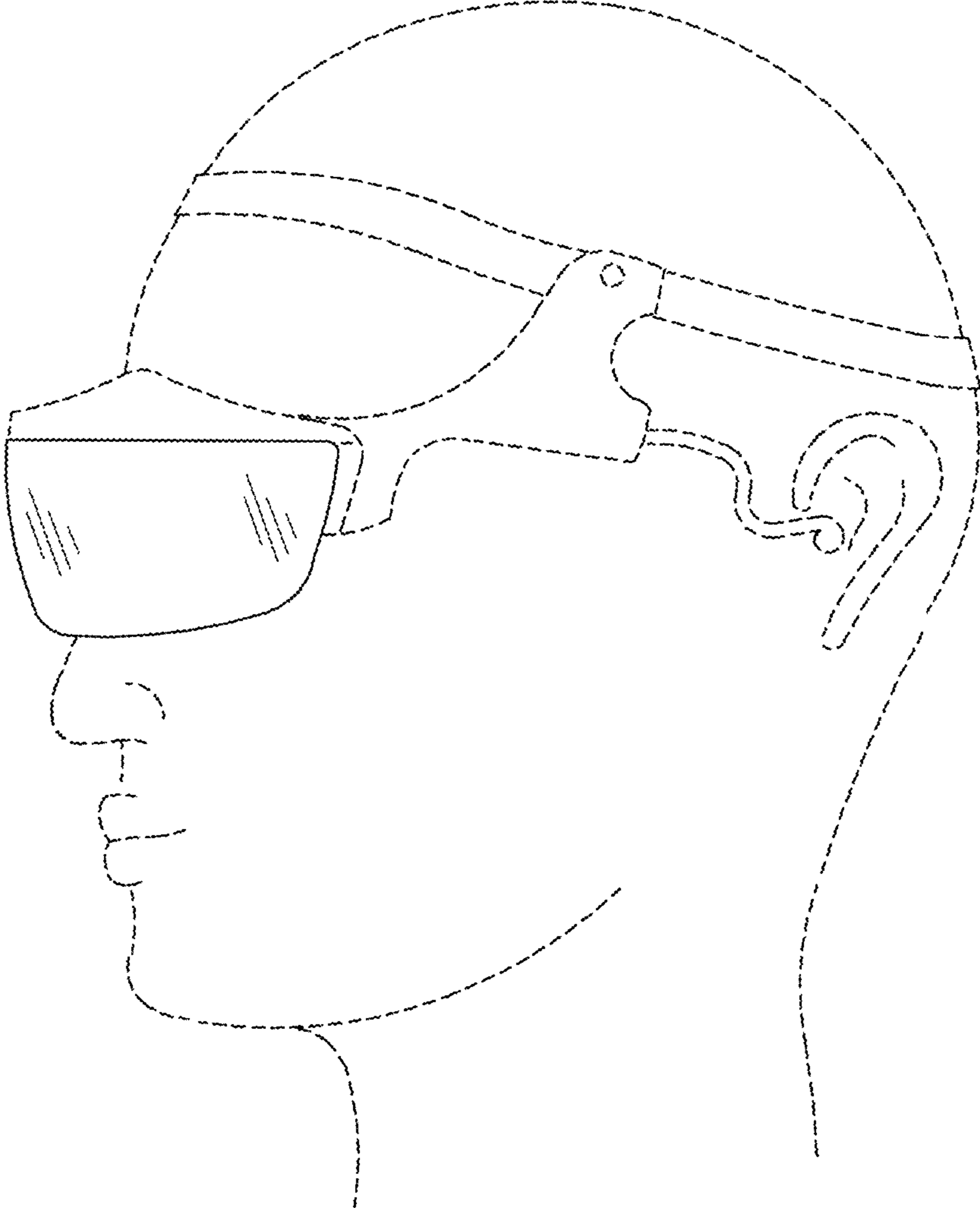


FIG. 4

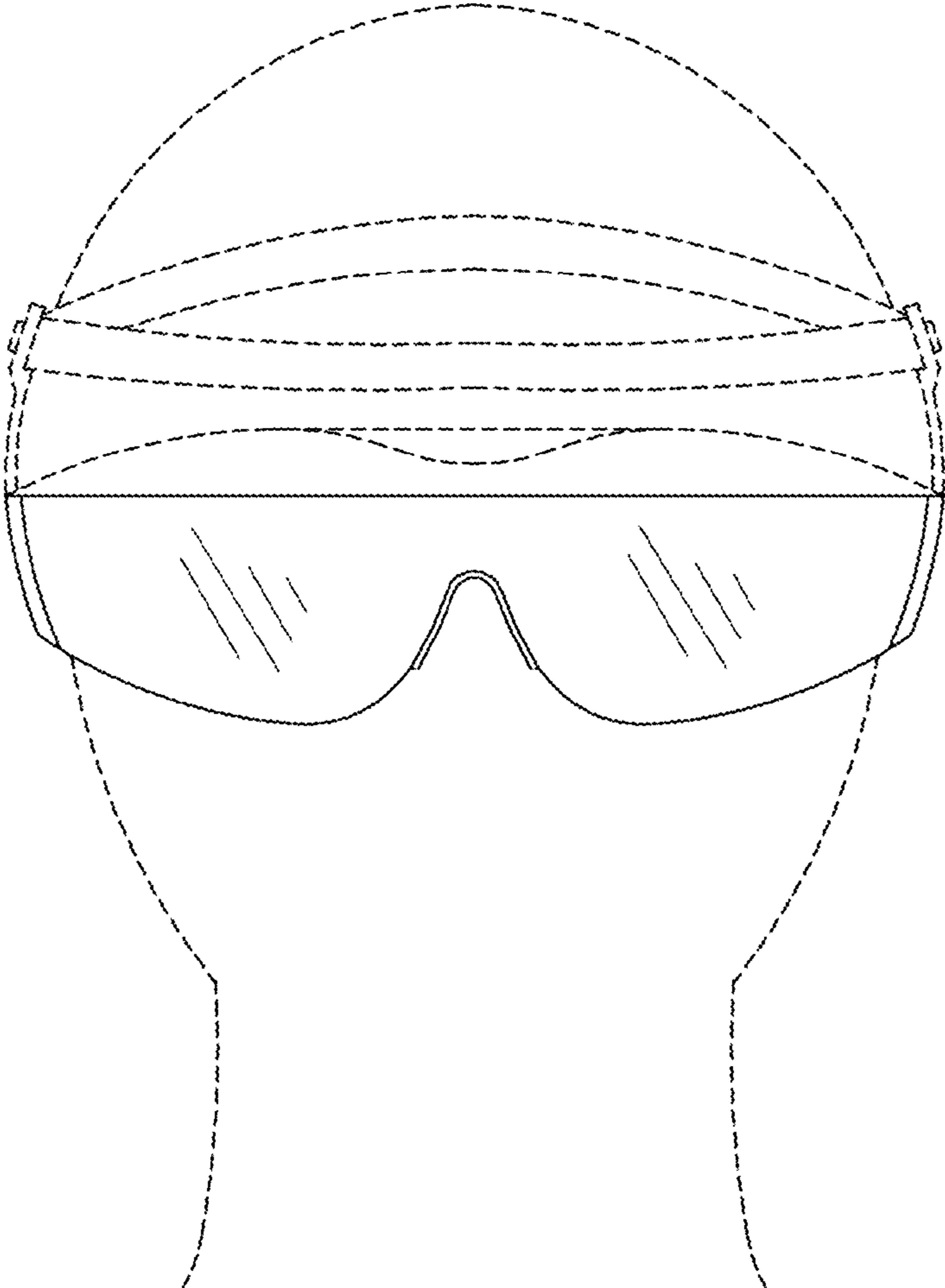


FIG. 5

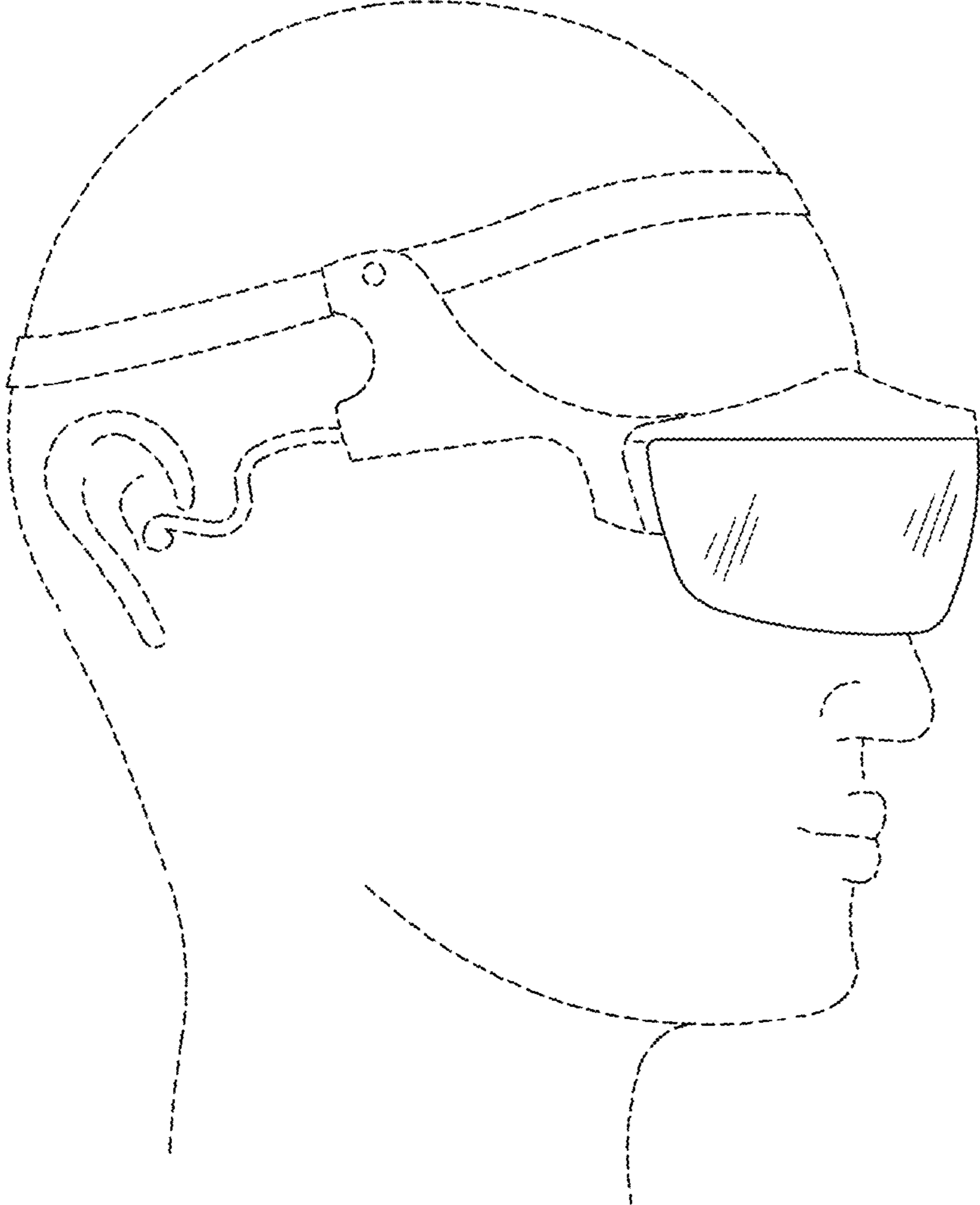


FIG. 6



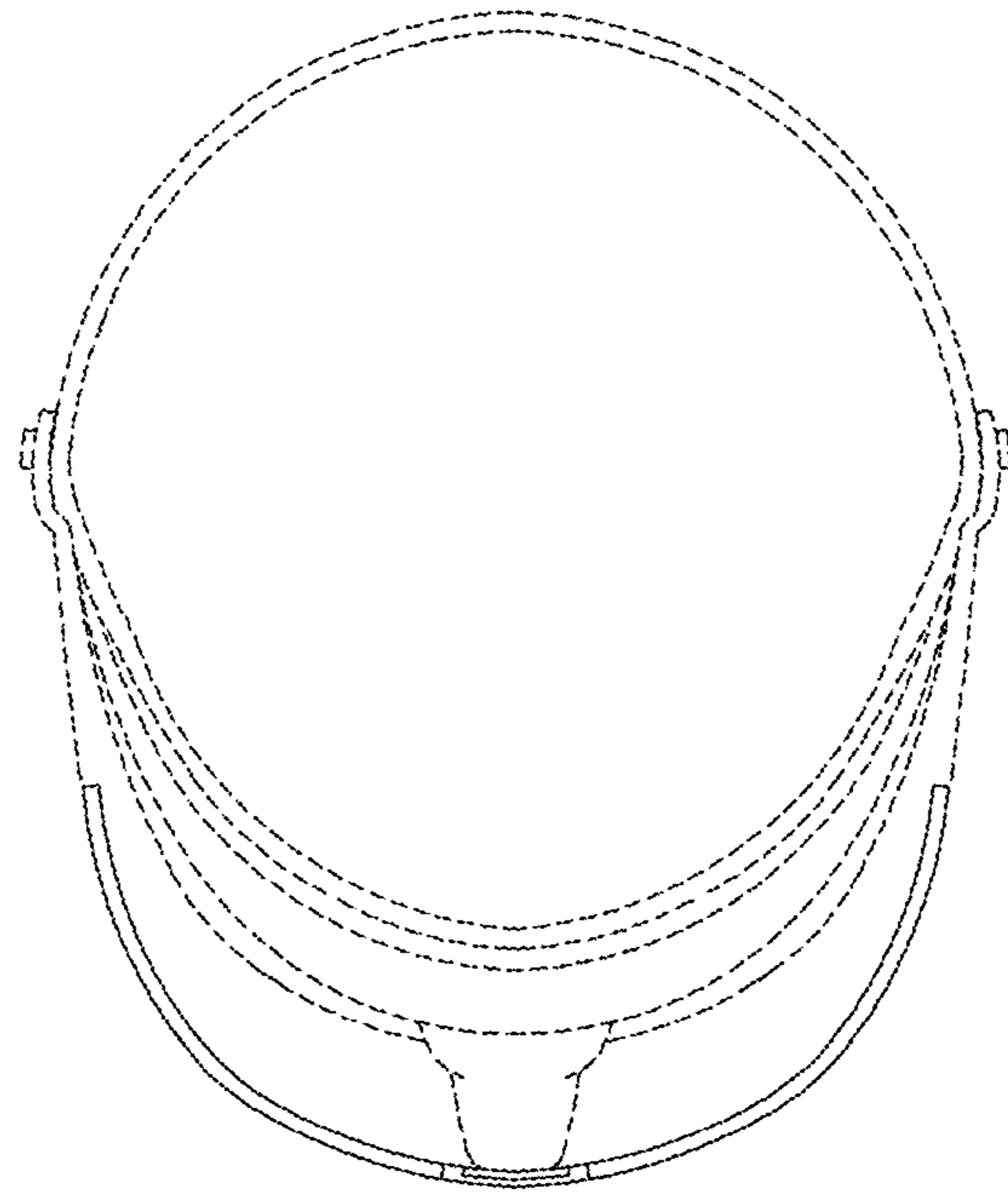


FIG. 7