



US00D797732S

(12) **United States Design Patent**
Chong et al.

(10) **Patent No.:** **US D797,732 S**
(45) **Date of Patent:** **** Sep. 19, 2017**

(54) **DISPLAY DEVICE**

(71) Applicant: **SAMSUNG DISPLAY CO., LTD.**,
Yongin-si, Gyeonggi-do (KR)

(72) Inventors: **Jong Ho Chong**, Hwaseong-si (KR);
Su Young Kim, Seoul (KR)

(73) Assignee: **Samsung Display Co., Ltd.**, Yongin-si
(KR)

(**) Term: **15 Years**

(21) Appl. No.: **29/563,287**

(22) Filed: **May 3, 2016**

(30) **Foreign Application Priority Data**

Nov. 6, 2015 (KR) 30-2015-0056020

(51) **LOC (10) Cl.** **14-02**

(52) **U.S. Cl.**
USPC **D14/371**

(58) **Field of Classification Search**
USPC D14/371–375, 125–129, 336, 337, 341,
D14/345, 485; 341/12; 345/104, 156,
345/168, 173; 348/180, 184, 325, 739;
349/1, 2, 11, 62; 361/679.05–679.07,
361/679.21; D6/300, 301, 308, 310;
D16/241
CPC G06F 1/16; G06F 1/1601; G06F 3/037;
G06F 1/162; G06F 1/1626; G06F 1/1652;
G06F 1/1656; G06F 1/1616; G06F
1/1647; G06F 1/1679; G09G 2380/02;
G09G 2340/0464; G09G 2320/0238;
H05K 5/0017; H05K 5/0217; H05K
1/028; G02F 1/133305
See application file for complete search history.

(56) **References Cited**

U.S. PATENT DOCUMENTS

D584,726 S * 1/2009 Morita D14/341
D588,126 S * 3/2009 Chiang D14/345

7,522,944 B2 * 4/2009 Hyun G06F 1/1616
455/575.1
D631,458 S * 1/2011 Liao D14/138 G
D693,323 S * 11/2013 Kawase D14/138 AB
D709,067 S * 7/2014 Ahn D14/345
D710,354 S * 8/2014 Ahn D14/345

(Continued)

Primary Examiner — Freda S Nunn

(74) *Attorney, Agent, or Firm* — Lewis Roca Rothgerber
Christie LLP

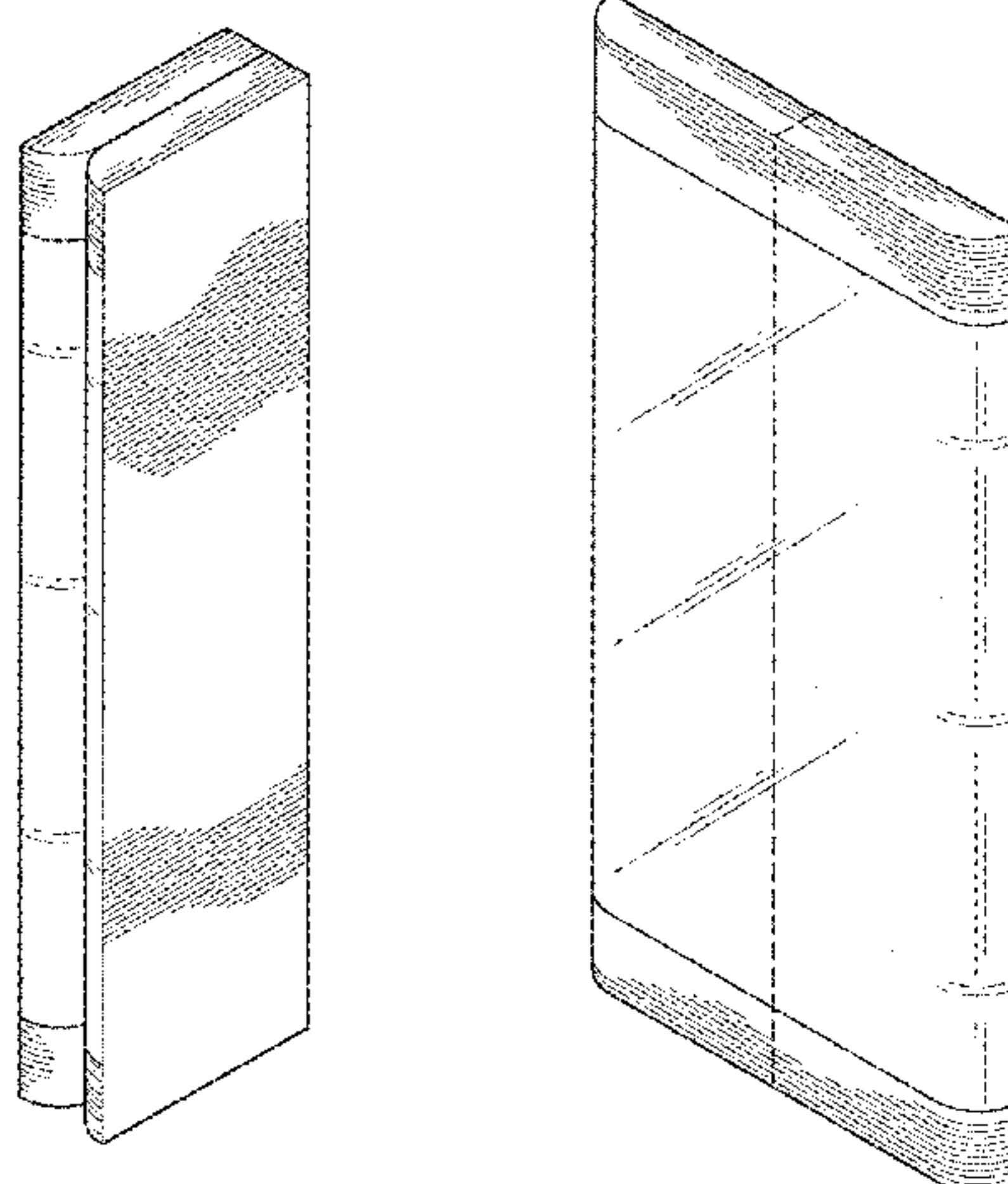
(57) **CLAIM**

The ornamental design for a display device, as shown and
described.

DESCRIPTION

FIG. 1 is a perspective view of a display device in a folded
state;
FIG. 2 is a front view thereof, the rear view being a mirror
image thereof;
FIG. 3 is a left side view thereof;
FIG. 4 is a right side view thereof;
FIG. 5 is a top view thereof, the bottom view being a mirror
image thereof;
FIG. 6 is a perspective view of the display device in an
unfolded state;
FIG. 7 is a front view thereof;
FIG. 8 is a rear view thereof;
FIG. 9 is a left side view thereof, the right side view being
a mirror image thereof;
FIG. 10 is a top view thereof, the bottom view being a mirror
image thereof; and,
FIG. 11 is a left side view of the display device in the folded
state in which an image, such as icons, is displayed thereon,
the image forming no part of the claimed design.
The broken lines shown in the drawings illustrate portions of
the display device that form no part of the claimed design.

1 Claim, 11 Drawing Sheets



(56)

References Cited

U.S. PATENT DOCUMENTS

8,971,031	B2 *	3/2015	Mok	G06F 1/1652	349/58
2007/0242421	A1 *	10/2007	Goschin	G06F 1/1616	361/679.27
2009/0322689	A1 *	12/2009	Kwong	G06F 3/04883	345/173
2010/0182265	A1 *	7/2010	Kim	G06F 1/1616	345/173
2010/0201604	A1 *	8/2010	Kee	G06F 1/1616	345/1.3
2012/0002360	A1 *	1/2012	Seo	G06F 1/1616	361/679.01
2012/0206896	A1 *	8/2012	Suzuki	G06F 1/1641	361/807
2015/0029683	A1	1/2015	Kim et al.			

* cited by examiner

FIG. 1

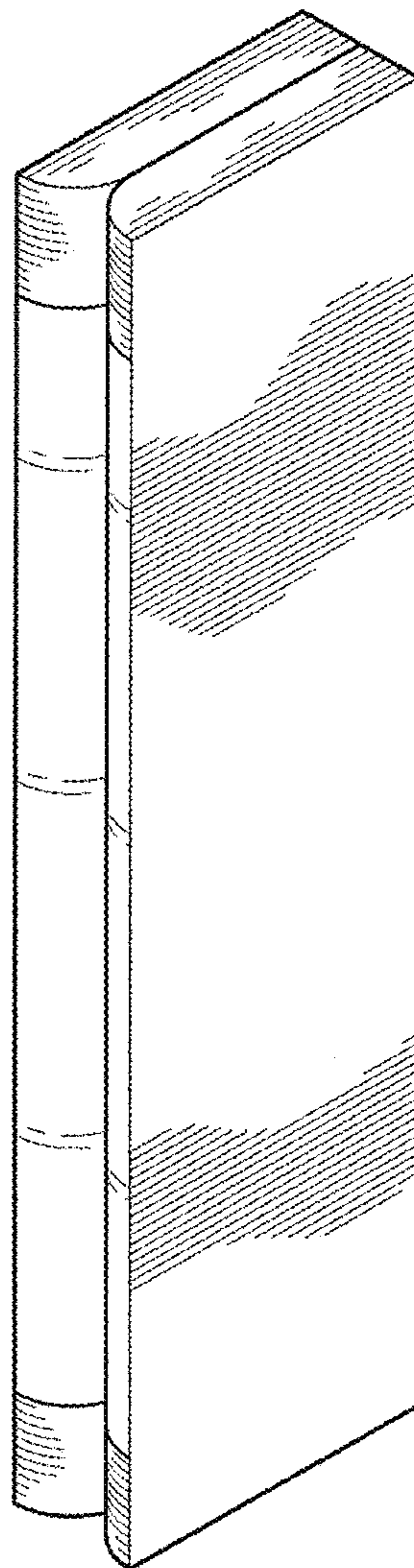


FIG. 2




FIG. 3

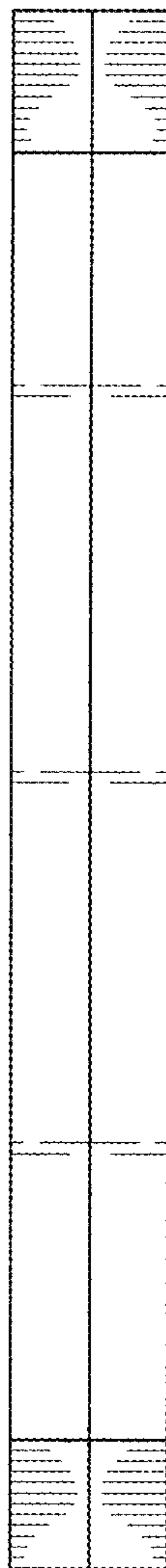


FIG. 4




FIG. 5




FIG. 6

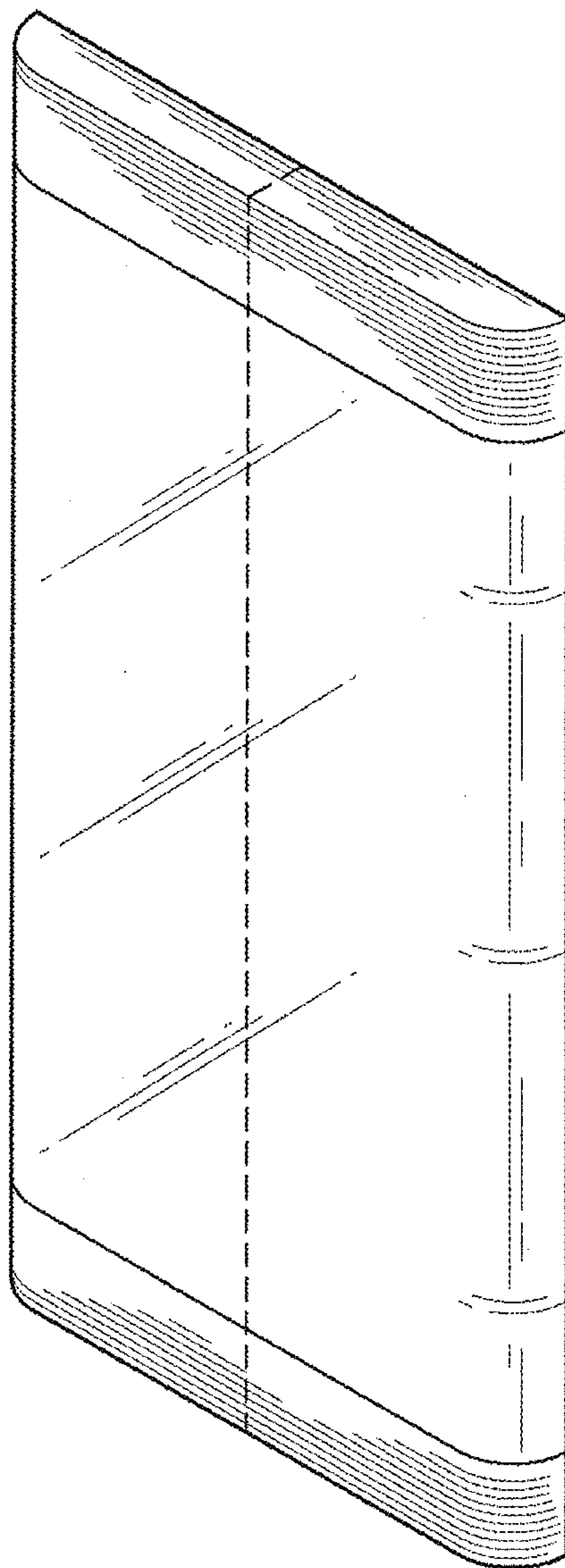


FIG. 7

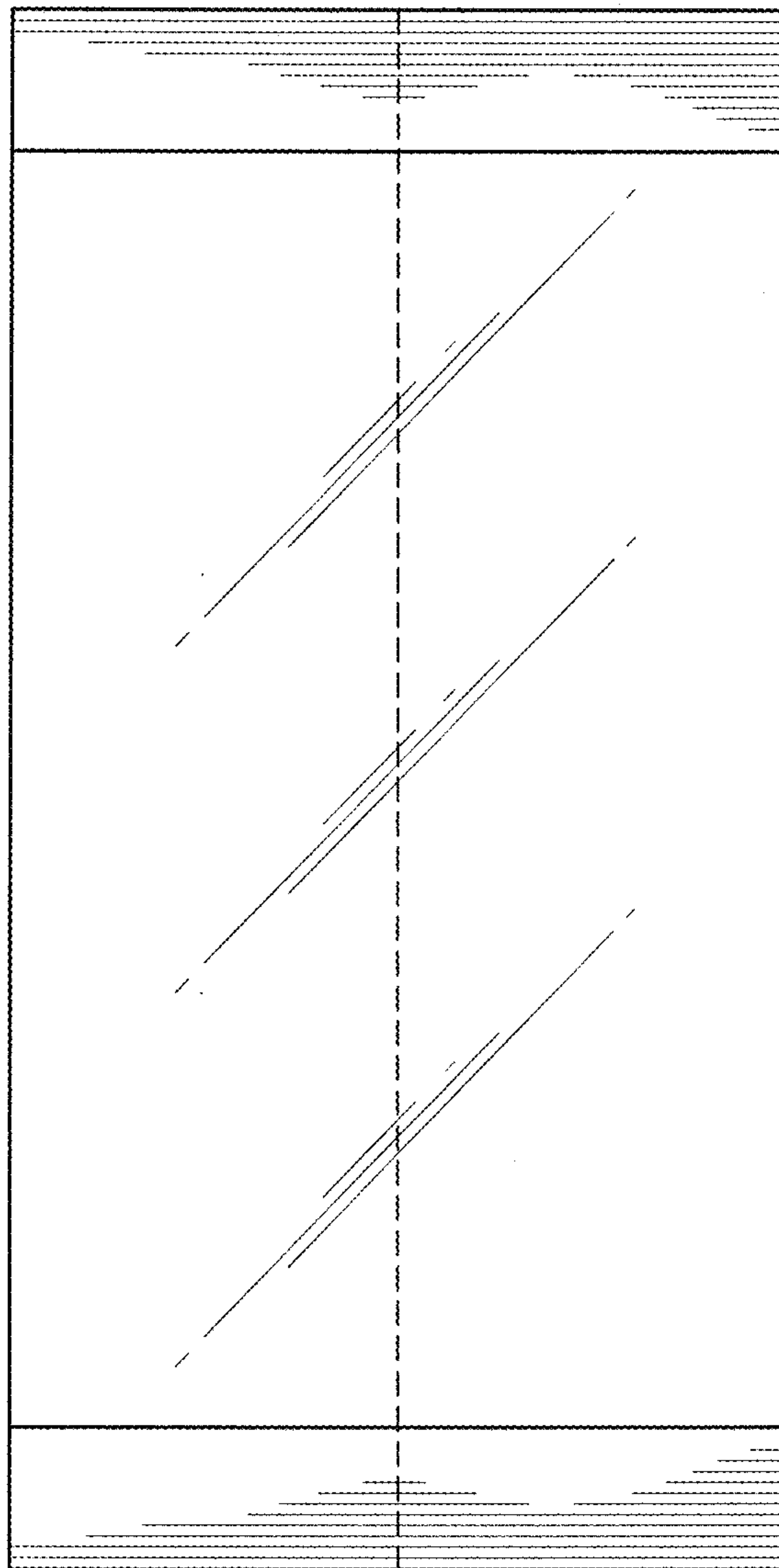


FIG. 8




FIG. 9



FIG. 10

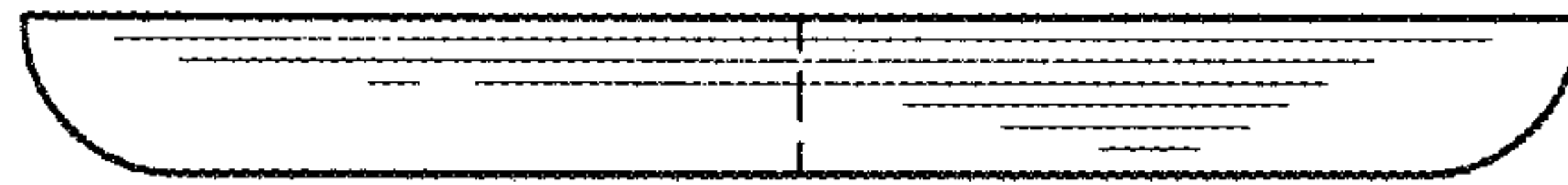


FIG. 11

