

US00D797726S

(12) **United States Design Patent** (10) **Patent No.:** **US D797,726 S**
Lee et al. (45) **Date of Patent:** **** Sep. 19, 2017**

(54) **ELECTRONIC DEVICE**

(71) Applicant: **Samsung Electronics Co., Ltd.**,
Suwon-si (KR)
(72) Inventors: **Ji Young Lee**, Seoul (KR); **Hyok Su Choi**, Seoul (KR); **Hong Ku Yeo**,
Seongnam-si (KR); **Min Hyouk Lee**,
Seoul (KR)

(73) Assignee: **SAMSUNG ELECTRONICS CO., LTD.**, Suwon-si (KR)

(**) Term: **15 Years**

(21) Appl. No.: **29/559,133**

(22) Filed: **Mar. 24, 2016**

Related U.S. Application Data

(63) Continuation of application No. 29/521,995, filed on Mar. 26, 2015.

(30) **Foreign Application Priority Data**

Dec. 31, 2014 (KR) 30-2014-0064582

(51) **LOC (10) Cl.** **14-02**

(52) **U.S. Cl.**
USPC **D14/341**

(58) **Field of Classification Search**
USPC D14/341-347, 137, 138 R, 138 AA, D14/138 C, 138 G, 496, 203.1, 203.3, D14/203.4, 203.7, 129, 130, 147, 218, D14/247, 248, 250, 385, 388, 389, D14/315-318, 420, 426, 439; D21/324, D21/329, 330, 332
CPC . A63H 33/3016; G06F 1/1613; G06F 1/1647; G06F 1/1641; G06F 3/04883; G06F 3/0486; G06F 3/04847; G06F 3/04845; G06F 3/0484; H04M 1/0279; H04M 1/0281; H04M 1/0283

See application file for complete search history.

(56) **References Cited**

U.S. PATENT DOCUMENTS

D639,805 S * 6/2011 Song D14/138 G
D652,016 S * 1/2012 Han D14/138 AA
D654,904 S * 2/2012 Huang D14/138 AA
D663,298 S * 7/2012 Song D14/341

(Continued)

OTHER PUBLICATIONS

Samsung Galaxy S6 edge pictures, announced Mar. 15, 2015 [online], [site visited Feb. 1, 2017]. Available from Internet, URL: <http://www.gsmarena.com/samsung_galaxy_s6_edge-pictures-7079.php>.*

Primary Examiner — Barbara Fox

Assistant Examiner — Dana K Weiland

(74) *Attorney, Agent, or Firm* — McAndrews Held & Malloy, Ltd.

(57) **CLAIM**

The ornamental design for an electronic device, as shown and described.

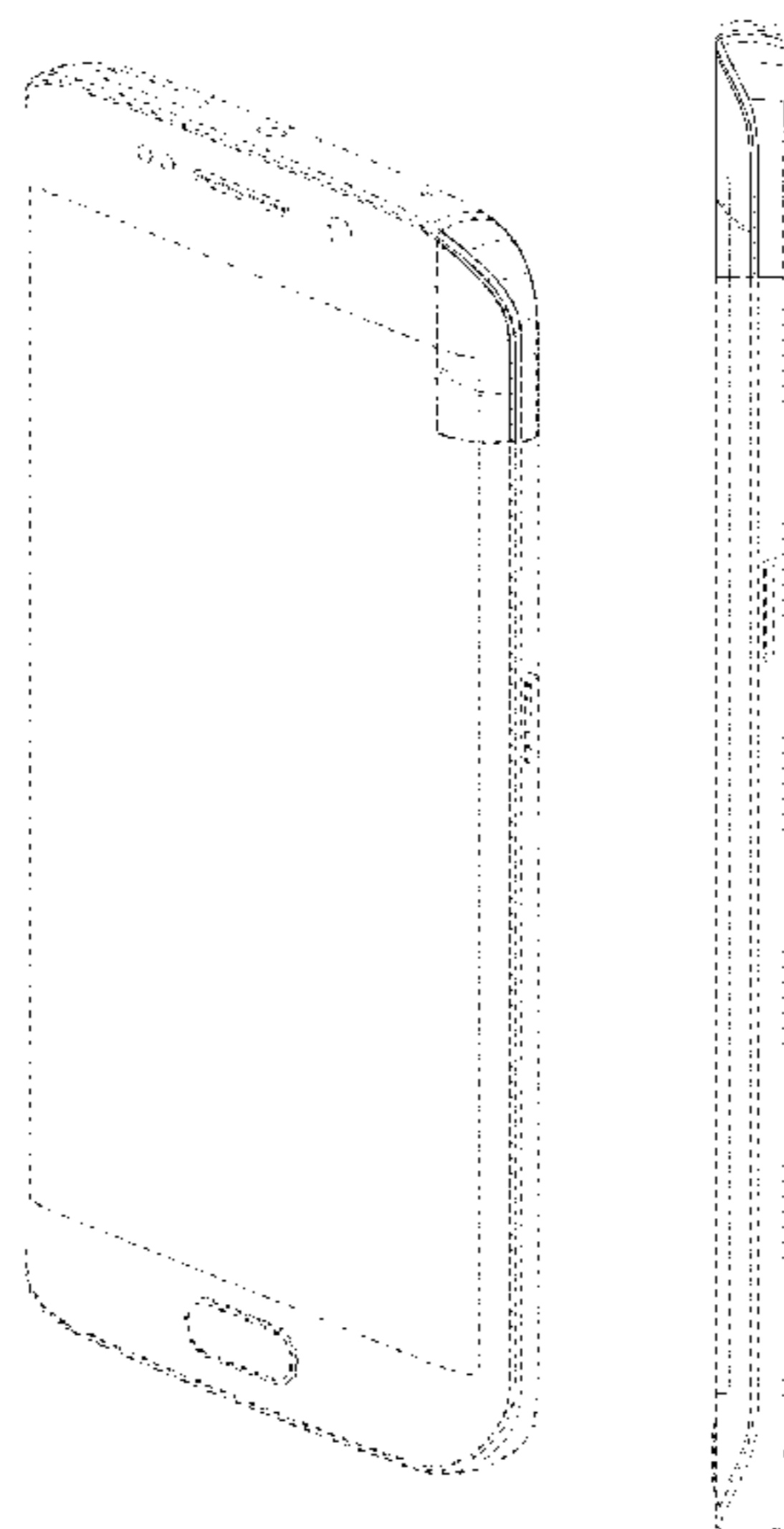
DESCRIPTION

FIG. 1 is a top right front perspective view of an electronic device showing our new design;
FIG. 2 is a front view thereof;
FIG. 3 is a rear view thereof;
FIG. 4 is a left-side elevation view thereof;
FIG. 5 is a right-side elevation view thereof;
FIG. 6 is a top plan view thereof; and,
FIG. 7 is a bottom plan view thereof.

The dashed broken lines shown in the figures illustrate portions of the electronic device that form no part of the claimed design.

The dot-dash broken lines shown in the figures illustrate the bounds of the claim and form no part of the claimed design.

1 Claim, 5 Drawing Sheets



(56)

References Cited

U.S. PATENT DOCUMENTS

D675,586 S * 2/2013 Choi D14/138 G
D677,255 S * 3/2013 McManigal D14/341
D681,594 S * 5/2013 Hong D14/138 G
D686,176 S * 7/2013 Kim D14/138 G
D687,032 S * 7/2013 Sanjo D14/341
D689,481 S * 9/2013 Song D14/341
D689,856 S * 9/2013 Shen D14/341
D696,654 S * 12/2013 Lee D14/248
D697,065 S * 1/2014 Kim D14/138 AD
D697,889 S * 1/2014 Ahn D14/138 G
D701,191 S * 3/2014 Suk D14/138 G
D701,192 S * 3/2014 Park D14/138 G
D706,774 S * 6/2014 Park D14/341
D728,543 S * 5/2015 Chung D14/248
D743,366 S * 11/2015 Ryu D14/138 G
D744,449 S * 12/2015 Lee D14/138 G
D760,207 S * 6/2016 Lin D14/248
D775,599 S * 1/2017 Kim D14/138 G
2016/0234361 A1 * 8/2016 Baek H04M 1/0262

* cited by examiner

FIG. 1




FIG. 2



FIG. 3




FIG. 4

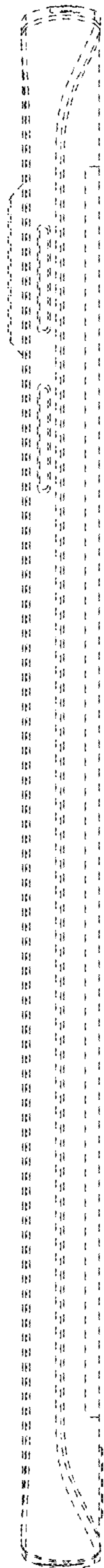


FIG. 5

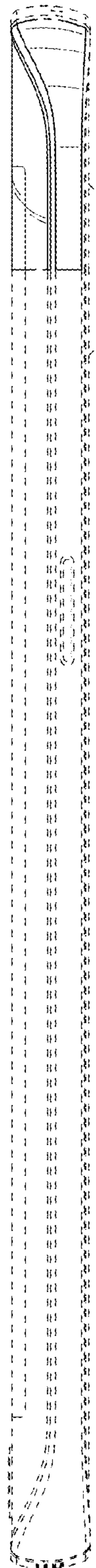


FIG. 6

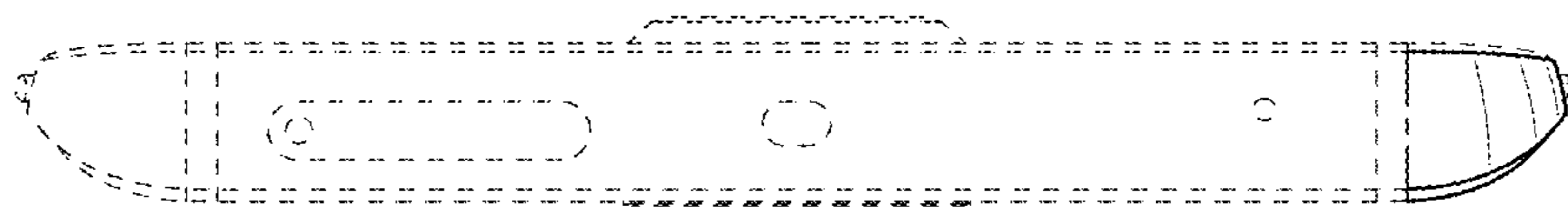


FIG. 7

