

US00D797725S

(12) **United States Design Patent**  
**Lee et al.**

(10) **Patent No.:** **US D797,725 S**  
(45) **Date of Patent:** **\*\* Sep. 19, 2017**

(54) **ELECTRONIC DEVICE**

(71) Applicant: **Samsung Electronics Co., Ltd.**,  
Suwon-si (KR)

(72) Inventors: **Ji Young Lee**, Seoul (KR); **Hyok Su Choi**, Seoul (KR); **Hong Ku Yeo**,  
Seongnam-si (KR); **Min-Hyouk Lee**,  
Seoul (KR)

(73) Assignee: **SAMSUNG ELECTRONICS CO., LTD.**, Suwon-si (KR)

(\*\*) Term: **14 Years**

(21) Appl. No.: **29/521,997**

(22) Filed: **Mar. 26, 2015**

(30) **Foreign Application Priority Data**

Dec. 31, 2014 (KR) ..... 30-2014-0064588

(51) **LOC (10) Cl.** ..... **14-02**

(52) **U.S. Cl.**  
USPC ..... **D14/341**

(58) **Field of Classification Search**  
USPC ..... D14/341-347, 137, 138 R, 138 AA,  
D14/138 C, 138 G, 496, 203.1, 203.3,  
D14/203.4, 203.7, 129, 130, 147, 218,  
D14/247, 248, 250, 385, 388, 389,  
D14/315-318, 420, 426, 439; D21/324,  
D21/329, 330, 332  
CPC . A63H 33/3016; G06F 1/1613; G06F 1/1647;  
G06F 1/1641; G06F 3/04883; G06F  
3/0486; G06F 3/04847; G06F 3/04845;  
G06F 3/0484; H04M 1/0279; H04M  
1/0281; H04M 1/0283  
See application file for complete search history.

(56) **References Cited**

**U.S. PATENT DOCUMENTS**

D639,805 S \* 6/2011 Song ..... D14/138 G  
D652,016 S \* 1/2012 Han ..... D14/138 AA

D654,904 S \* 2/2012 Huang ..... D14/138 AA  
D663,298 S \* 7/2012 Song ..... D14/341  
D675,586 S \* 2/2013 Choi ..... D14/138 G  
D677,255 S \* 3/2013 McManigal ..... D14/341  
D681,594 S \* 5/2013 Hong ..... D14/138 G  
D686,176 S \* 7/2013 Kim ..... D14/138 G  
D687,032 S \* 7/2013 Sanjo ..... D14/341  
D689,481 S \* 9/2013 Song ..... D14/341

(Continued)

**OTHER PUBLICATIONS**

Samsung Galaxy S6 edge pictures, announced Mar. 15, 2015 [online], [site visited Feb. 1, 2017]. Available from Internet, URL: <[http://www.gsmarena.com/samsung\\_galaxy\\_s6\\_edge-pictures-7079.php](http://www.gsmarena.com/samsung_galaxy_s6_edge-pictures-7079.php)>.\*

*Primary Examiner* — Barbara Fox

*Assistant Examiner* — Dana K Weiland

(74) *Attorney, Agent, or Firm* — McAndrews Held & Malloy, Ltd.

(57) **CLAIM**

The ornamental design for an electronic device, as shown and described.

**DESCRIPTION**

FIG. 1 is a top right front perspective view of an electronic device showing our new design;  
FIG. 2 is a front view thereof;  
FIG. 3 is a rear view thereof;  
FIG. 4 is a left-side elevation view thereof;  
FIG. 5 is a right-side elevation view thereof;  
FIG. 6 is a top plan view thereof; and,  
FIG. 7 is a bottom plan view thereof.  
The dashed broken lines shown in the drawings illustrate portions of the electronic device that form no part of the claimed design. The dot-dash broken lines shown in the drawings illustrate the bounds of the claim and form no part of the claimed design.

**1 Claim, 5 Drawing Sheets**



(56)

**References Cited**

U.S. PATENT DOCUMENTS

D689,856 S \* 9/2013 Shen ..... D14/341  
D696,654 S \* 12/2013 Lee ..... D14/248  
D697,065 S \* 1/2014 Kim ..... D14/138 AD  
D697,889 S \* 1/2014 Ahn ..... D14/138 G  
D701,191 S \* 3/2014 Suk ..... D14/138 G  
D701,192 S \* 3/2014 Park ..... D14/138 G  
D706,774 S \* 6/2014 Park ..... D14/341  
D728,543 S \* 5/2015 Chung ..... D14/248  
D743,366 S \* 11/2015 Ryu ..... D14/138 G  
D744,449 S \* 12/2015 Lee ..... D14/138 G  
D760,207 S \* 6/2016 Lin ..... D14/248  
D775,599 S \* 1/2017 Kim ..... D14/138 G  
2016/0234361 A1 \* 8/2016 Baek ..... H04M 1/0262

\* cited by examiner

FIG. 1

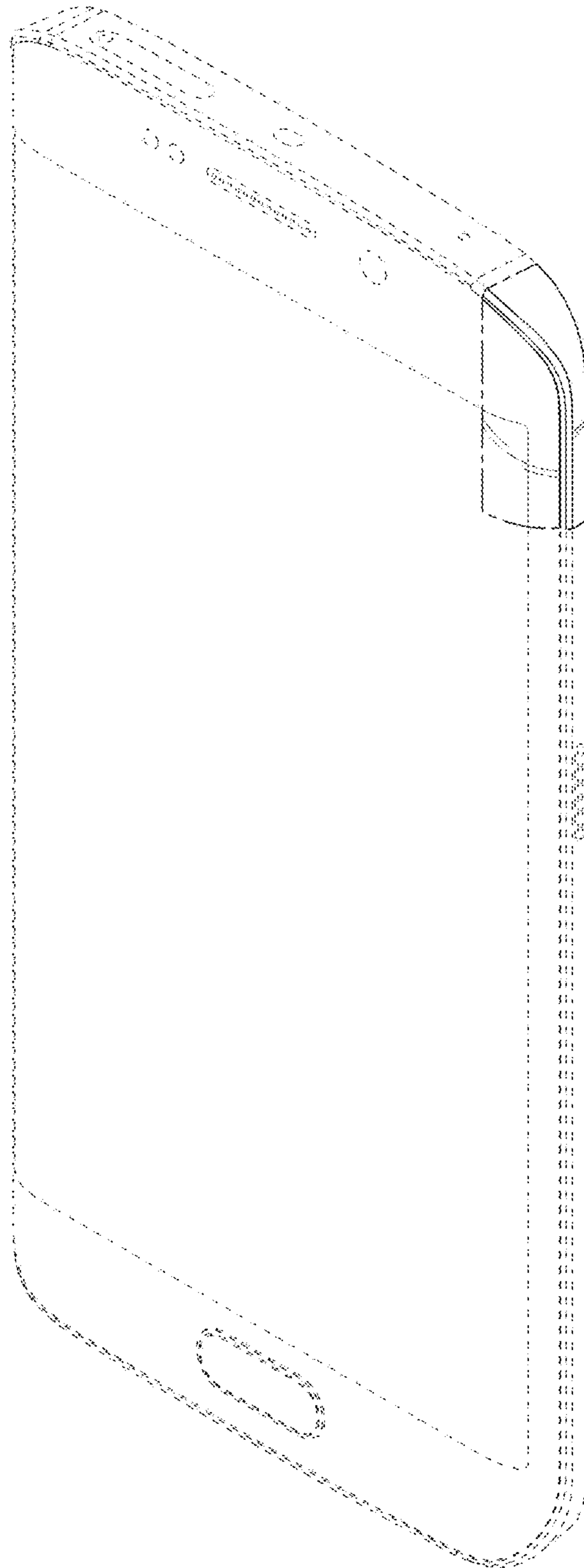


FIG.2




FIG.3




FIG.4




FIG.5

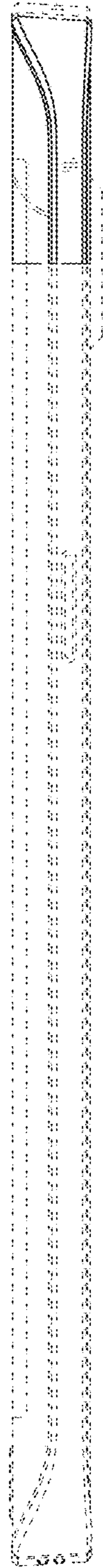


FIG.6




FIG.7

