



US00D797723S

(12) **United States Design Patent**
Lee et al.

(10) **Patent No.:** **US D797,723 S**
(45) **Date of Patent:** **** Sep. 19, 2017**

(54) **ELECTRONIC DEVICE**

(71) Applicant: **Samsung Electronics Co., Ltd.**,
Suwon-si (KR)

(72) Inventors: **Ji Young Lee**, Seoul (KR); **Hyok Su Choi**, Seoul (KR); **Hong Ku Yeo**,
Seongnam-si (KR); **Min-Hyoun Lee**,
Seoul (KR)

(73) Assignee: **SAMSUNG ELECTRONICS CO., LTD.**, Suwon-si (KR)

(**) Term: **14 Years**

(21) Appl. No.: **29/521,986**

(22) Filed: **Mar. 26, 2015**

(30) **Foreign Application Priority Data**

Dec. 31, 2014 (KR) 30-2014-0064583

(51) **LOC (10) Cl.** **14-02**

(52) **U.S. Cl.**
USPC **D14/341**

(58) **Field of Classification Search**
USPC D14/341-347, 137, 138 R, 138 AA,
D14/138 C, 138 G, 496, 203.1, 203.3,
D14/203.4, 203.7, 129, 130, 147, 218,
D14/247, 248, 250, 385, 388, 389,
D14/315-318, 420, 426, 439; D21/324,
D21/329, 330, 332

CPC . A63H 33/3016; G06F 1/1613; G06F 1/1647;
G06F 1/1641; G06F 3/04883; G06F
3/0486; G06F 3/04847; G06F 3/04845;
G06F 3/0484; H04M 1/0279; H04M
1/0281; H04M 1/0283

See application file for complete search history.

(56) **References Cited**

U.S. PATENT DOCUMENTS

D645,441 S * 9/2011 Choe D14/138 G
D667,825 S * 9/2012 Jung D14/341

D693,789 S * 11/2013 Ryu D14/138 G
D697,889 S * 1/2014 Ahn D14/138 G
D698,332 S * 1/2014 Ryu D14/138 G
D699,700 S * 2/2014 Yoo D14/138 G
D701,191 S * 3/2014 Suk D14/138 G
D701,192 S * 3/2014 Park D14/138 G
D702,207 S * 4/2014 Ryu D14/138 G
D703,644 S * 4/2014 Song D14/248
D706,738 S * 6/2014 Kim D14/138 G
D710,816 S * 8/2014 Koh D14/138 G
D715,246 S * 10/2014 Oh D14/138 G

(Continued)

OTHER PUBLICATIONS

Samsung Galaxy Edge 7, announced Mar. 2016 [online], [site visited Jan. 18, 2017]. Available from Internet, URL: <[http://www.gsmarena.com/samsung_galaxy_s7_edge_\(usa\)-pictures-7961.php](http://www.gsmarena.com/samsung_galaxy_s7_edge_(usa)-pictures-7961.php)>.*

Primary Examiner — Barbara Fox

Assistant Examiner — Dana K Weiland

(74) *Attorney, Agent, or Firm* — McAndrews Held & Malloy, Ltd.


(57) **CLAIM**

The ornamental design for an electronic device, as shown and described.

DESCRIPTION

FIG. 1 is a top right front perspective view of an electronic device showing our new design;
FIG. 2 is a front view thereof;
FIG. 3 is a rear view thereof;
FIG. 4 is a left-side elevation view thereof;
FIG. 5 is a right-side elevation view thereof;
FIG. 6 is a top plan view thereof; and,
FIG. 7 is a bottom plan view thereof.
The broken lines shown in the drawings illustrate portions of the electronic device that form no part of the claimed design.

1 Claim, 5 Drawing Sheets



(56)

References Cited

U.S. PATENT DOCUMENTS

D722,597 S * 2/2015 Koh D14/248
D725,065 S * 3/2015 Chung D14/138 G
D726,673 S * 4/2015 Lee D14/138 G
D728,505 S * 5/2015 Chung D14/138 G
D728,544 S * 5/2015 Chung D14/138 G
D742,347 S * 11/2015 Kim D14/138 G
D743,366 S * 11/2015 Ryu D14/138 G
D744,449 S * 12/2015 Lee D14/138 G
D744,973 S * 12/2015 Lee D14/138 G
D744,992 S * 12/2015 Lee D14/248
D746,245 S * 12/2015 Ryu D14/138 G
D747,711 S * 1/2016 Suk D14/138 R
D748,090 S * 1/2016 Kim D14/341
D770,411 S * 11/2016 Zhang D14/138 G
D775,101 S * 12/2016 Kim D14/138 G
D775,597 S * 1/2017 Kim D14/138 G
D775,599 S * 1/2017 Kim D14/138 G
D776,075 S * 1/2017 Kim D14/138 G
2016/0234361 A1 * 8/2016 Baek H04M 1/0262

* cited by examiner

FIG. 1

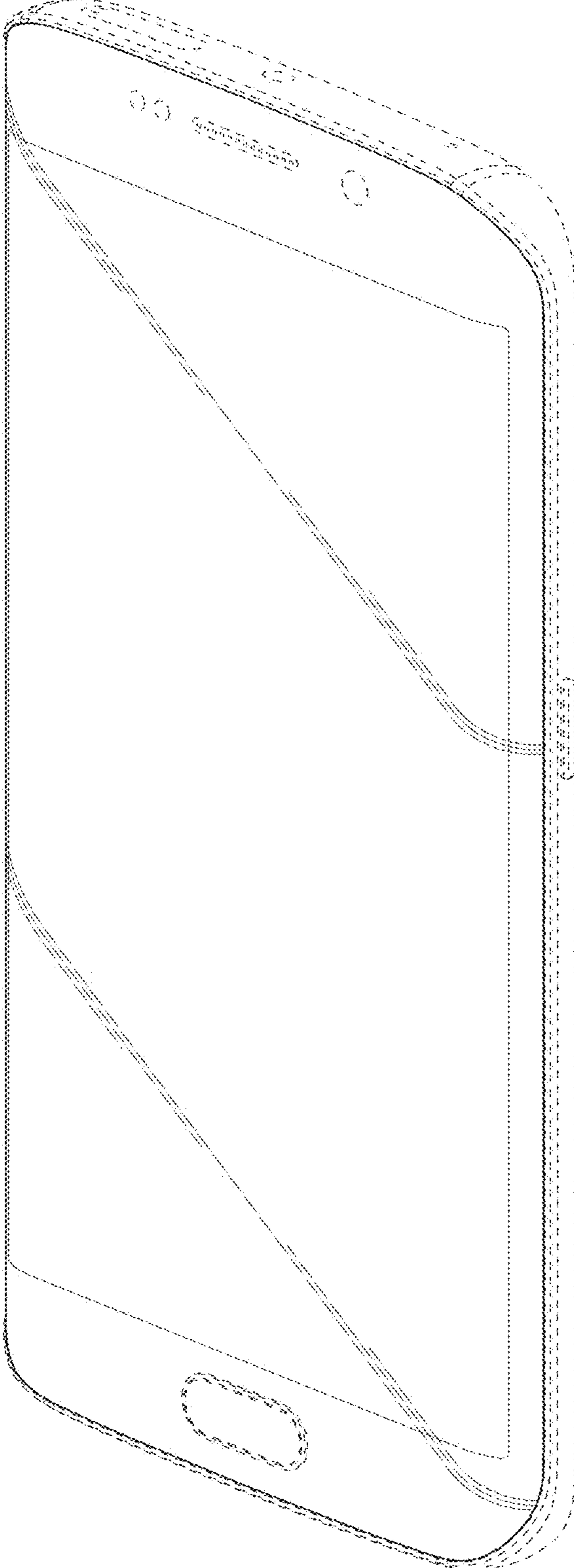


FIG. 2

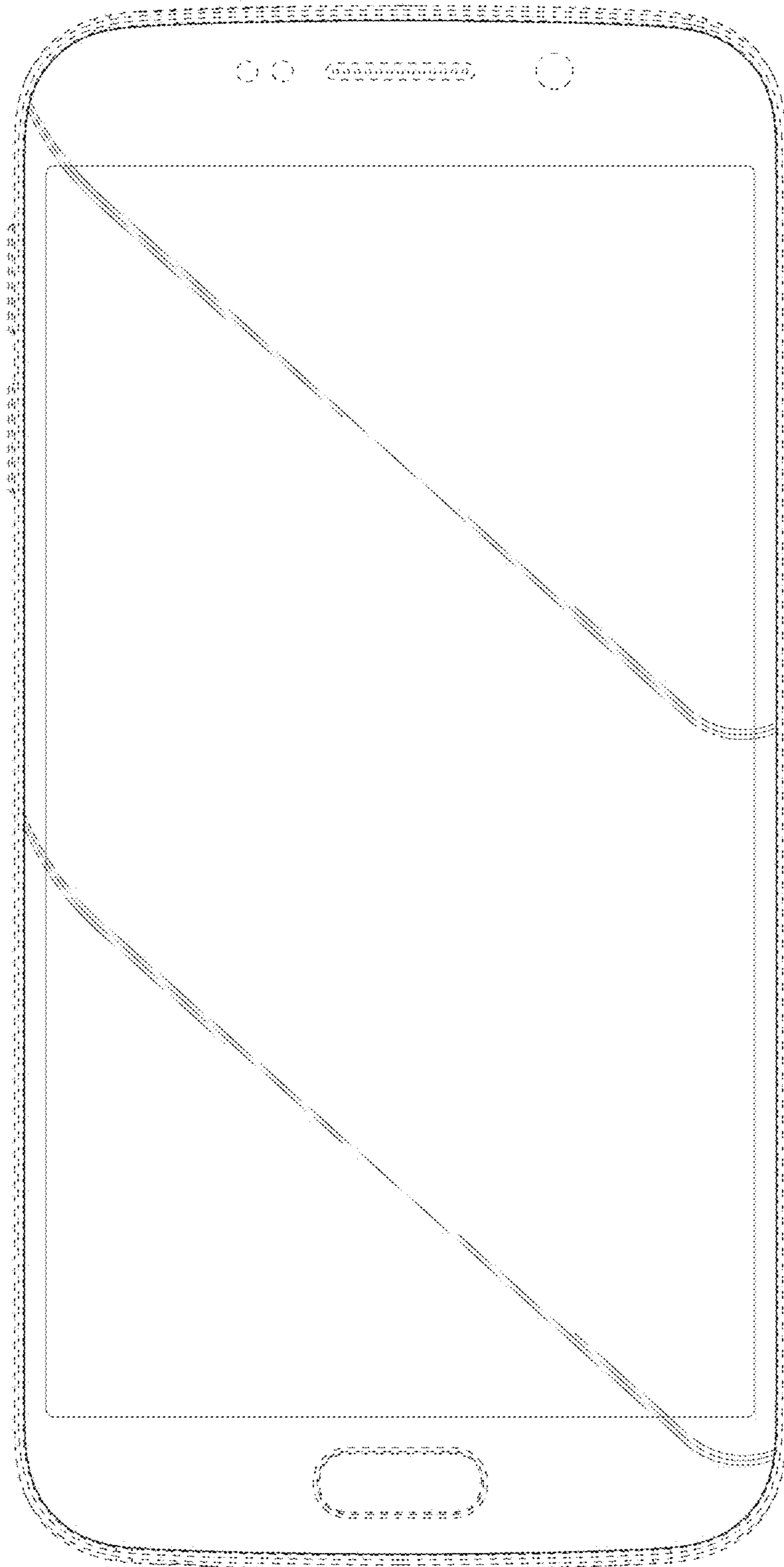


FIG. 3




FIG. 4

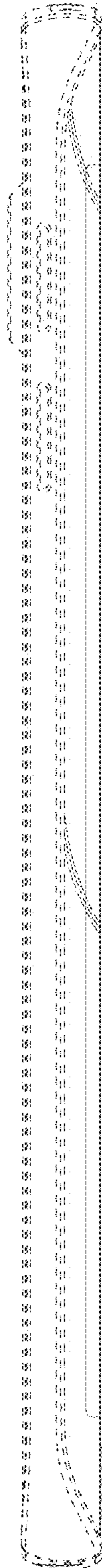


FIG. 5

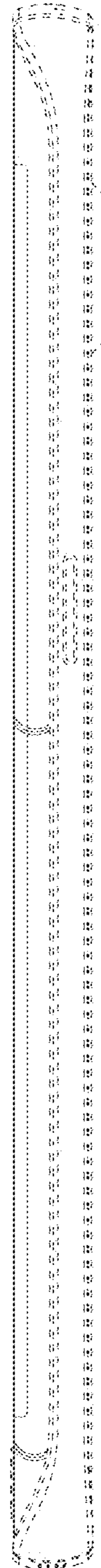


FIG. 6




FIG. 7

