



US00D797719S

(12) **United States Design Patent**
Chu et al.

(10) **Patent No.:** **US D797,719 S**

(45) **Date of Patent:** **** Sep. 19, 2017**

(54) **NOTEBOOK COMPUTER**

(71) Applicants: **Shu-Hsien Chu**, Taipei (TW);
Ming-Chung Liu, Taipei (TW);
Hsin-Chieh Fang, Taipei (TW)

(72) Inventors: **Shu-Hsien Chu**, Taipei (TW);
Ming-Chung Liu, Taipei (TW);
Hsin-Chieh Fang, Taipei (TW)

(73) Assignee: **COMPAL ELECTRONICS, INC.**,
Taipei (TW)

(**) Term: **15 Years**

(21) Appl. No.: **29/566,425**

(22) Filed: **May 31, 2016**

(30) **Foreign Application Priority Data**

Mar. 9, 2016 (CN) 2016 3 0066106

(51) **LOC (10) Cl.** **14-02**

(52) **U.S. Cl.**
USPC **D14/315**

(58) **Field of Classification Search**

USPC D14/315-327, 485-495; D18/1, 2, 7, 11;
235/145 A, 145 R; 341/22, 23; 345/104,
345/156, 168, 169, 173; 361/679.08,
361/679.09, 679.11, 679.26, 679.27
CPC G06F 1/16; G06F 1/1616; G06F 1/1626;
G06F 1/1632; G06F 1/1613; G06F
1/1601; G06F 1/1618; G06F 1/162; G06F
1/166; G06F 1/1654; G06F 1/1681; G06F
1/1637; G06F 1/1688; G06F 1/1656;
H01R 35/02; H03M 11/00; G09B 13/04;
H03K 17/94; G09G 5/00; F16M 11/10;
H05K 5/00; H04M 1/0237

See application file for complete search history.

(56) **References Cited**

U.S. PATENT DOCUMENTS

D435,549 S * 12/2000 Amano D14/318
6,297,947 B1 * 10/2001 Howell G06F 1/1616
248/917

D491,177 S * 6/2004 Andre D14/318
D516,552 S * 3/2006 Iseki D14/318
D679,705 S * 4/2013 McManigal D14/318
D754,121 S * 4/2016 Chuang D14/315

* cited by examiner

Primary Examiner — Freda S Nunn

(74) *Attorney, Agent, or Firm* — Jianq Chyun IP Office

(57) **CLAIM**

The ornamental design for a notebook computer, as shown and described.

DESCRIPTION

FIG. 1 is a perspective view of a notebook computer showing our new design;

FIG. 2 is a front view thereof;

FIG. 3 is a rear view thereof;

FIG. 4 is a left side view thereof;

FIG. 5 is a right side view thereof;

FIG. 6 is a top view thereof;

FIG. 7 is a bottom view thereof;


FIG. 8 is a perspective view thereof with the combiner in a close state;

FIG. 9 is a right side view thereof with the combiner in a titled state; and,

FIG. 10 is a front view thereof with an image projected on the combiner.

The dot-dashed broken lines represent a boundary of the claimed design and form no part of the claimed design. The dashed broken line showing of portions of the notebook computer is for the purpose of illustrating unclaimed portions of the notebook computer and forms no part of the claimed design. The dashed broken line showing of the image on the combiner in FIG. 10 forms no part of the claimed design.

1 Claim, 8 Drawing Sheets






FIG. 1




FIG. 2



FIG. 3

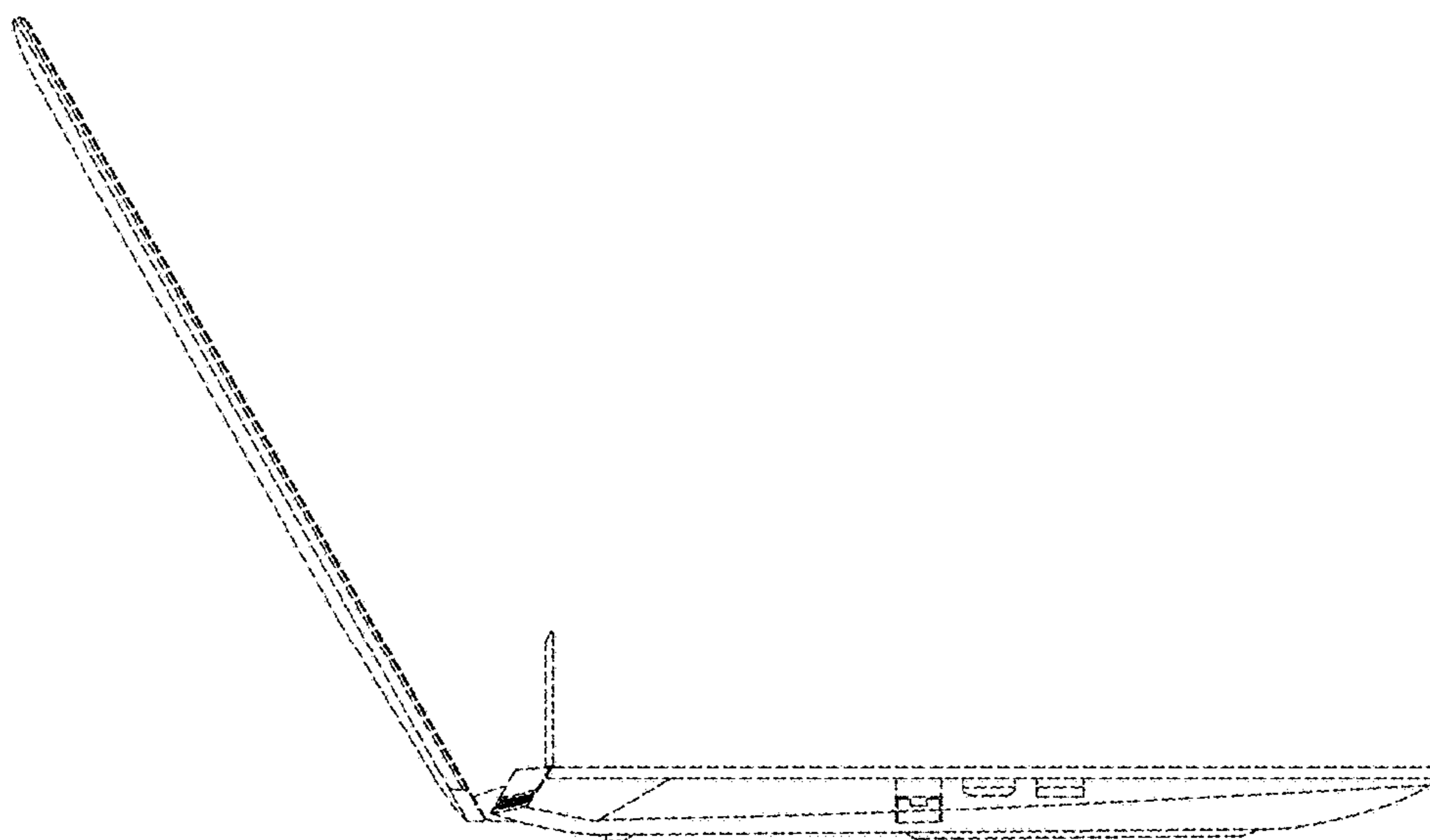


FIG. 4

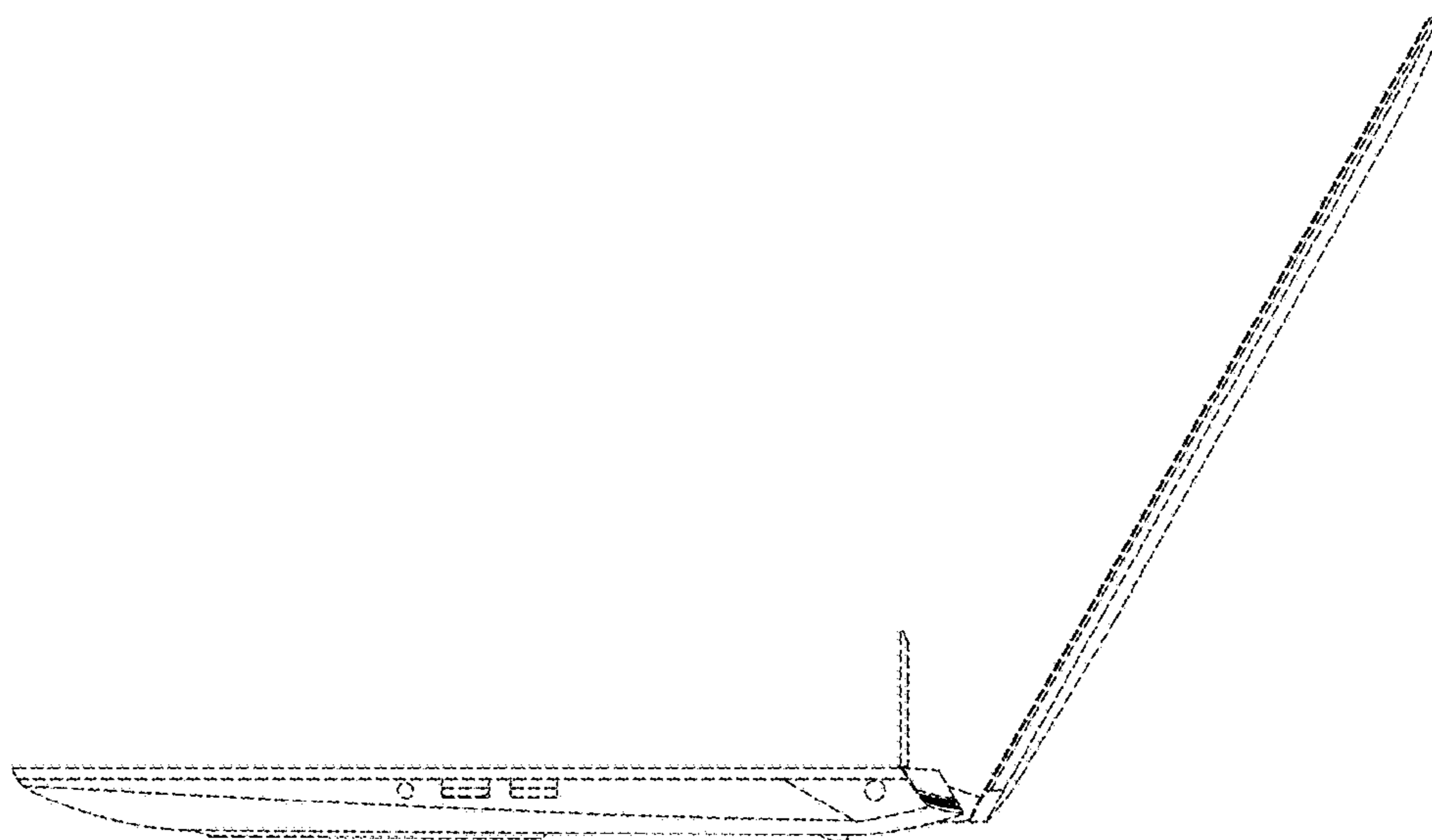


FIG. 5

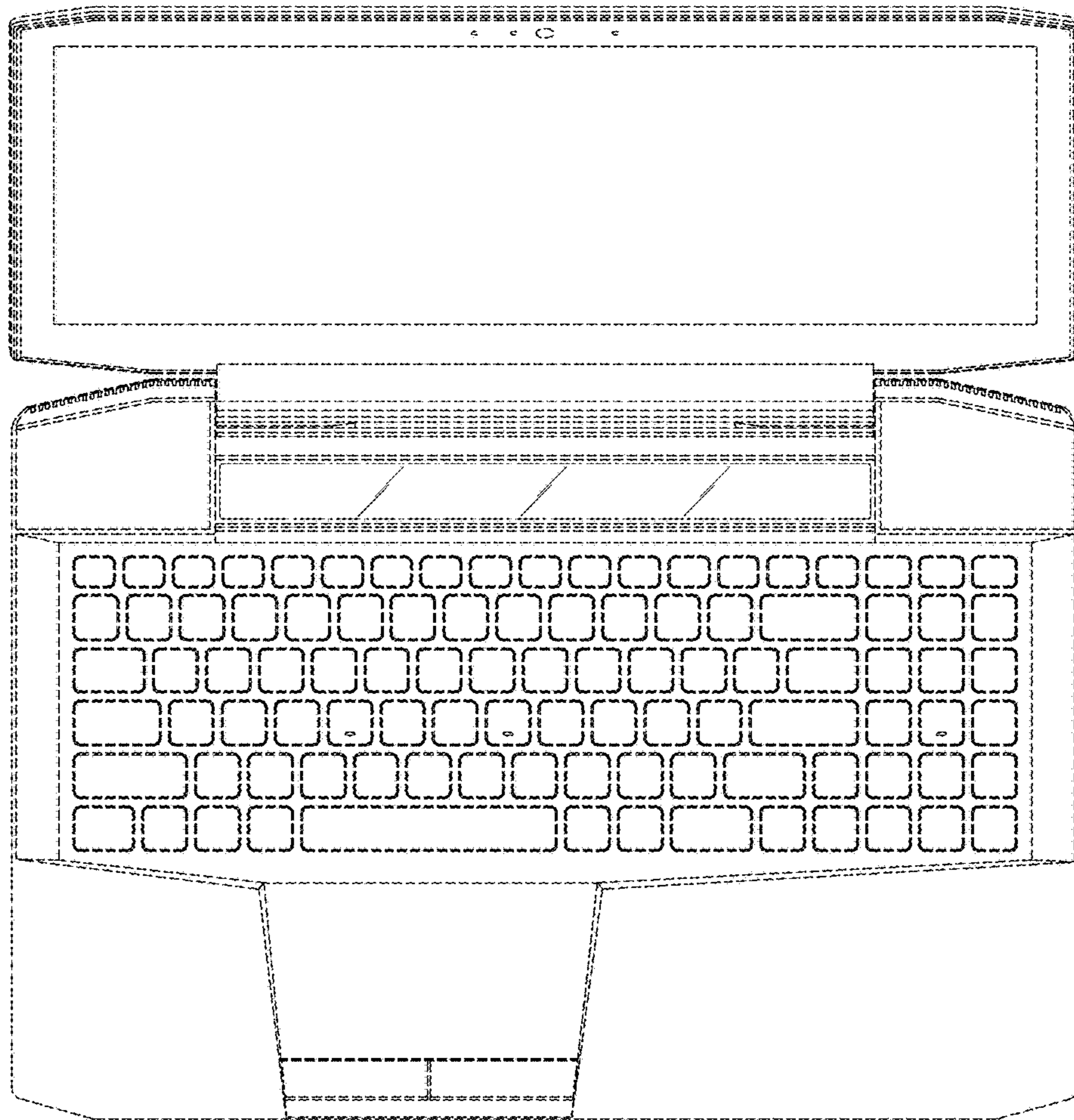


FIG. 6

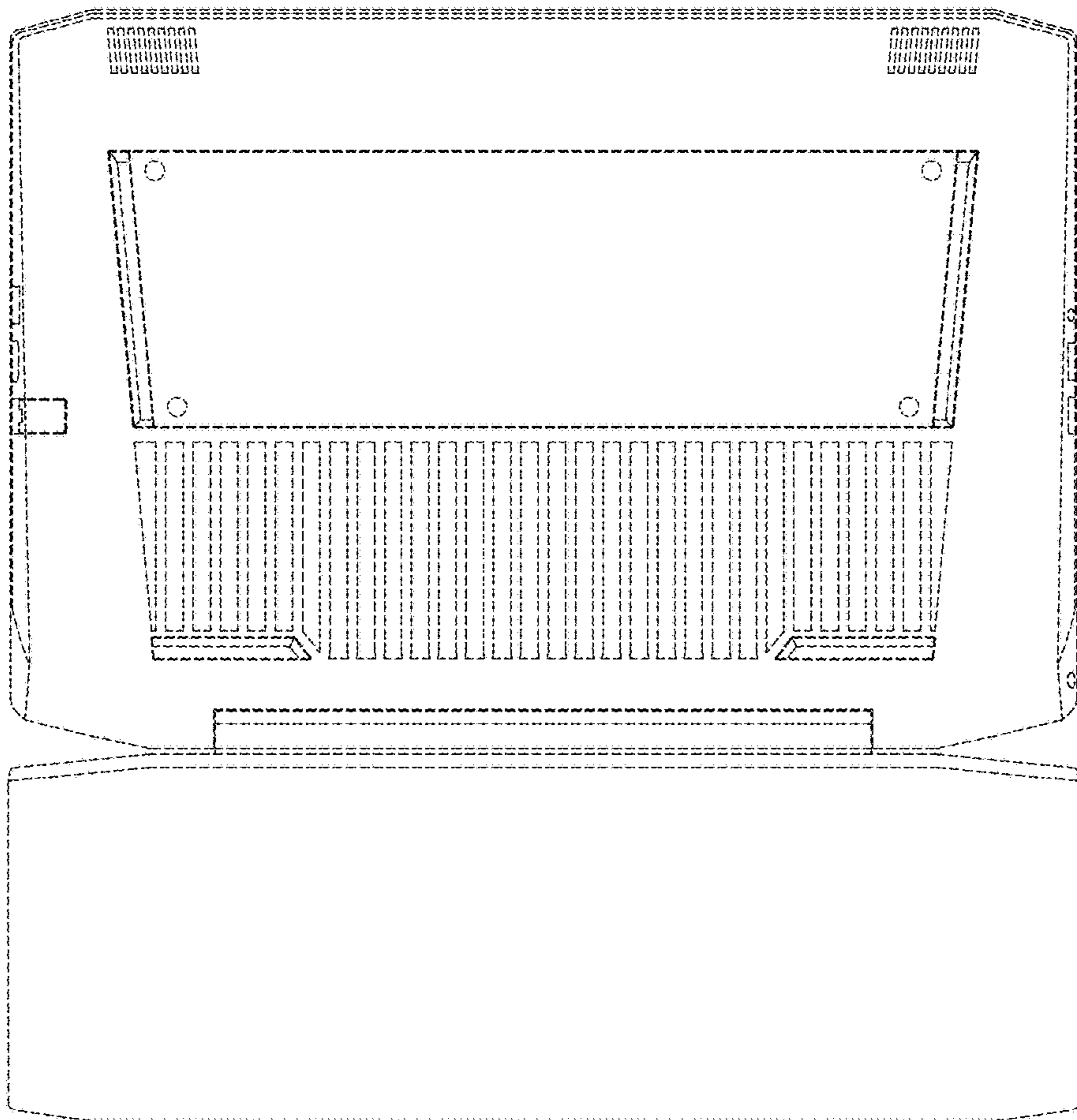


FIG. 7




FIG. 8

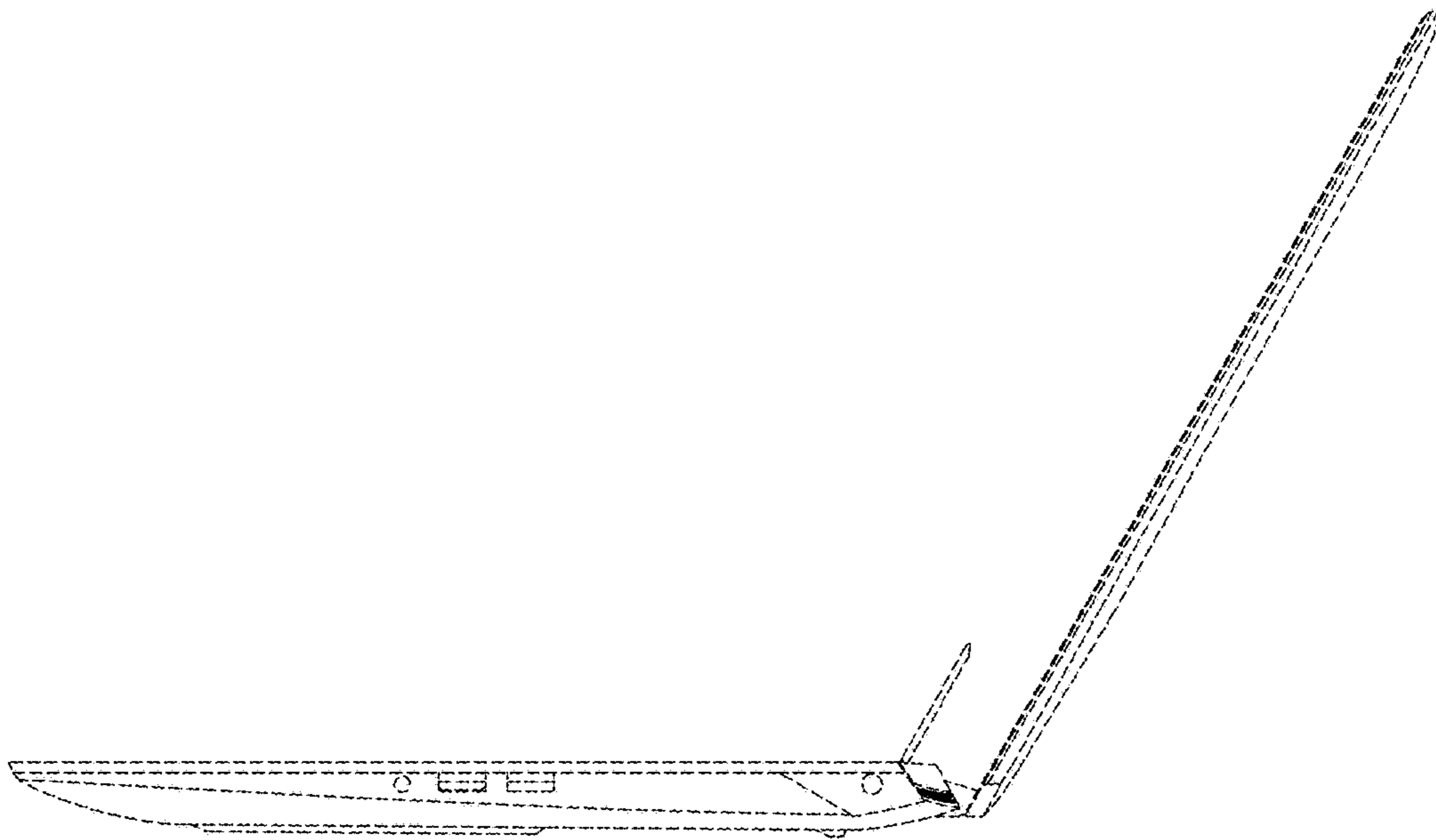


FIG. 9

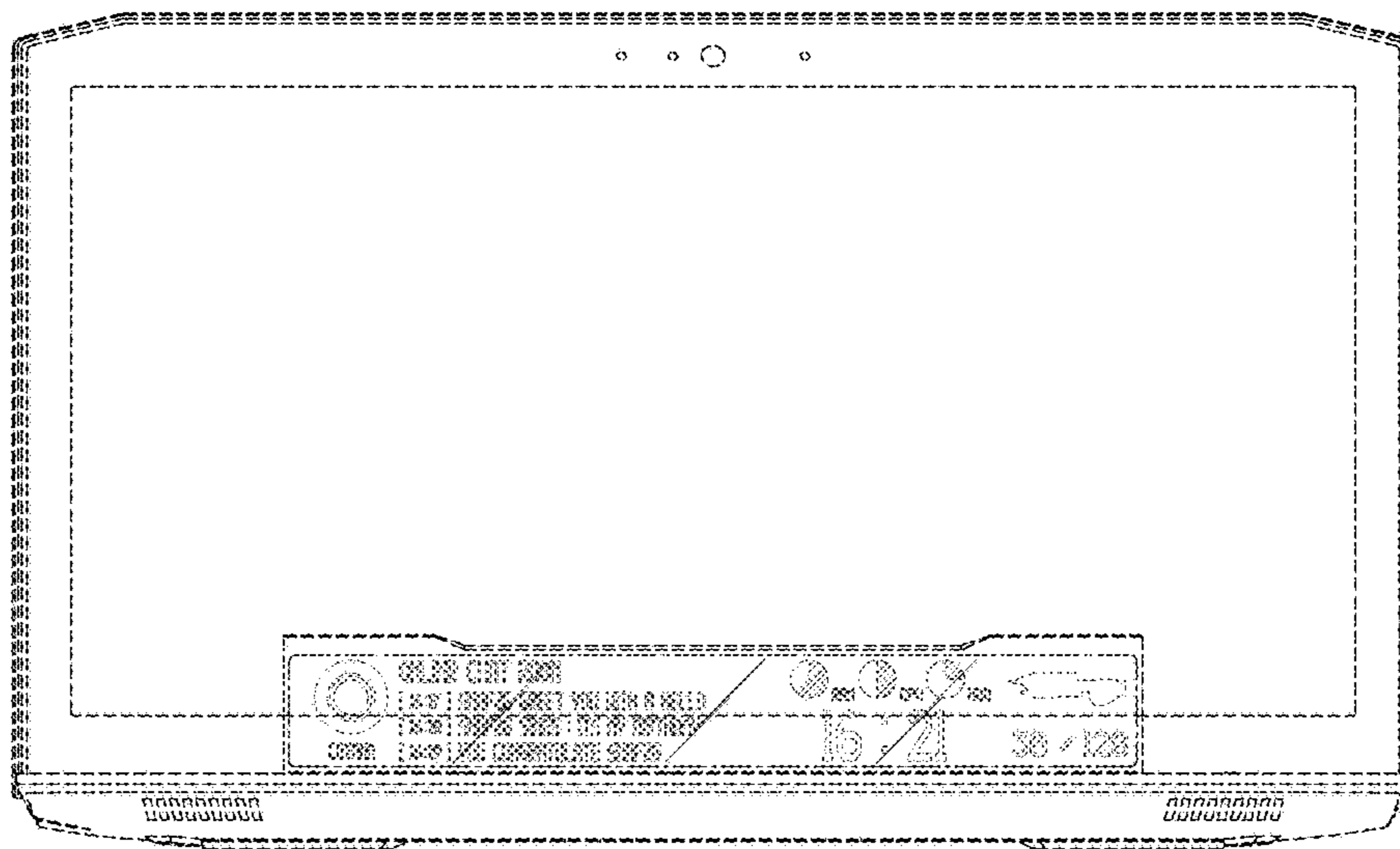


FIG. 10