



US00D797701S

(12) **United States Design Patent**
Miller

(10) **Patent No.:** **US D797,701 S**

(45) **Date of Patent:** **** Sep. 19, 2017**

(54) **AUDIO DEVICE**

(71) Applicant: **Bose Corporation**, Framingham, MA (US)

(72) Inventor: **Joel H. Miller**, Westborough, MA (US)

(73) Assignee: **Bose Corporation**, Framingham, MA (US)

(**) Term: **15 Years**

(21) Appl. No.: **29/558,566**

(22) Filed: **Mar. 18, 2016**

(51) **LOC (10) Cl.** **14-01**

(52) **U.S. Cl.**
USPC **D14/205**

(58) **Field of Classification Search**
USPC D14/205, 142, 156, 192; D24/106; 128/864; D29/112; 2/209, 410, 171, 2/207; D6/604; 5/639, 640; 379/430, 379/431; 381/380, 381, 374, 388, 142, 381/151, 301, 334, 385, 124, 172, 74
CPC H04R 1/1066; H04R 1/1016; H04R 1/10; H04R 25/00; H04R 1/02; H04R 1/1091
See application file for complete search history.

(56) **References Cited**

U.S. PATENT DOCUMENTS

261,511 A	7/1882	Brown	
1,343,357 A *	6/1920	Eggers	A47C 7/021 128/118.1
1,584,329 A	5/1926	Skaruda	
2,032,898 A	3/1936	Wilson	
D124,296 S *	12/1940	Thompson	D6/601
2,461,434 A *	2/1949	Moyers	A47G 9/1009 5/632
2,561,931 A *	7/1951	Kleiser	A47G 9/10 135/90
2,795,802 A *	6/1957	Myers	A47G 9/10 5/632

2,891,116 A *	6/1959	Nichols	H04R 25/602 381/323
2,954,442 A *	9/1960	Mickenberg	H04R 5/0335 2/209
D189,450 S	12/1960	Cousino	
D193,343 S	8/1962	MacFarlane	
3,211,160 A	10/1965	Miller	
3,384,719 A *	5/1968	Lanzara	H04R 5/023 381/151
3,512,605 A *	5/1970	McCorkle	B60N 2/4876 181/141
D230,804 S *	3/1974	Lijewski	5/636
3,863,028 A *	1/1975	Fixler	H04R 1/1075 381/19

(Continued)

OTHER PUBLICATIONS

“Sony video teases new wearable wireless audio device”, Mar. 5, 2016
<http://mashable.com/2016/03/05/sony-wearable/#WRiWDytsd8qf>.

(Continued)

Primary Examiner — Paula Greene

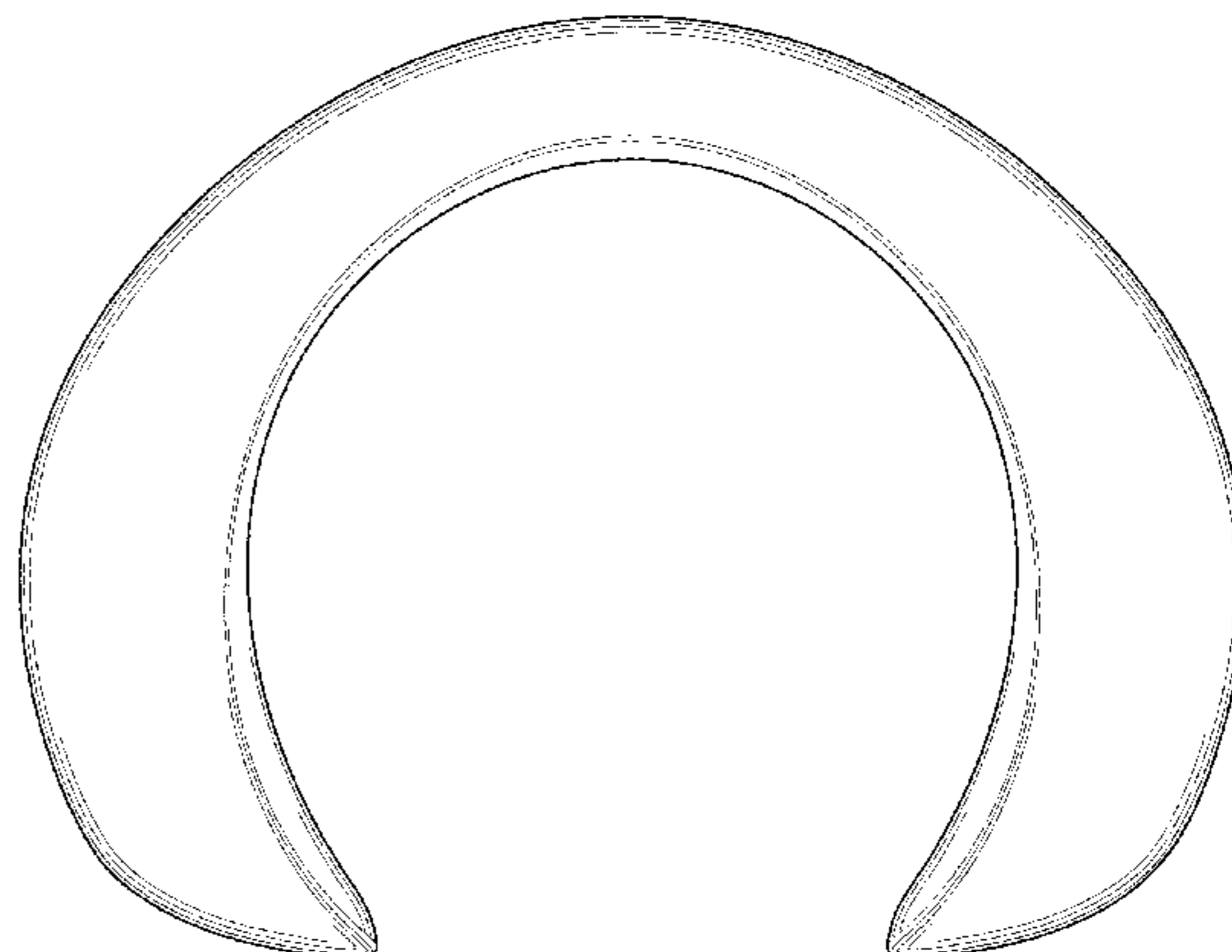
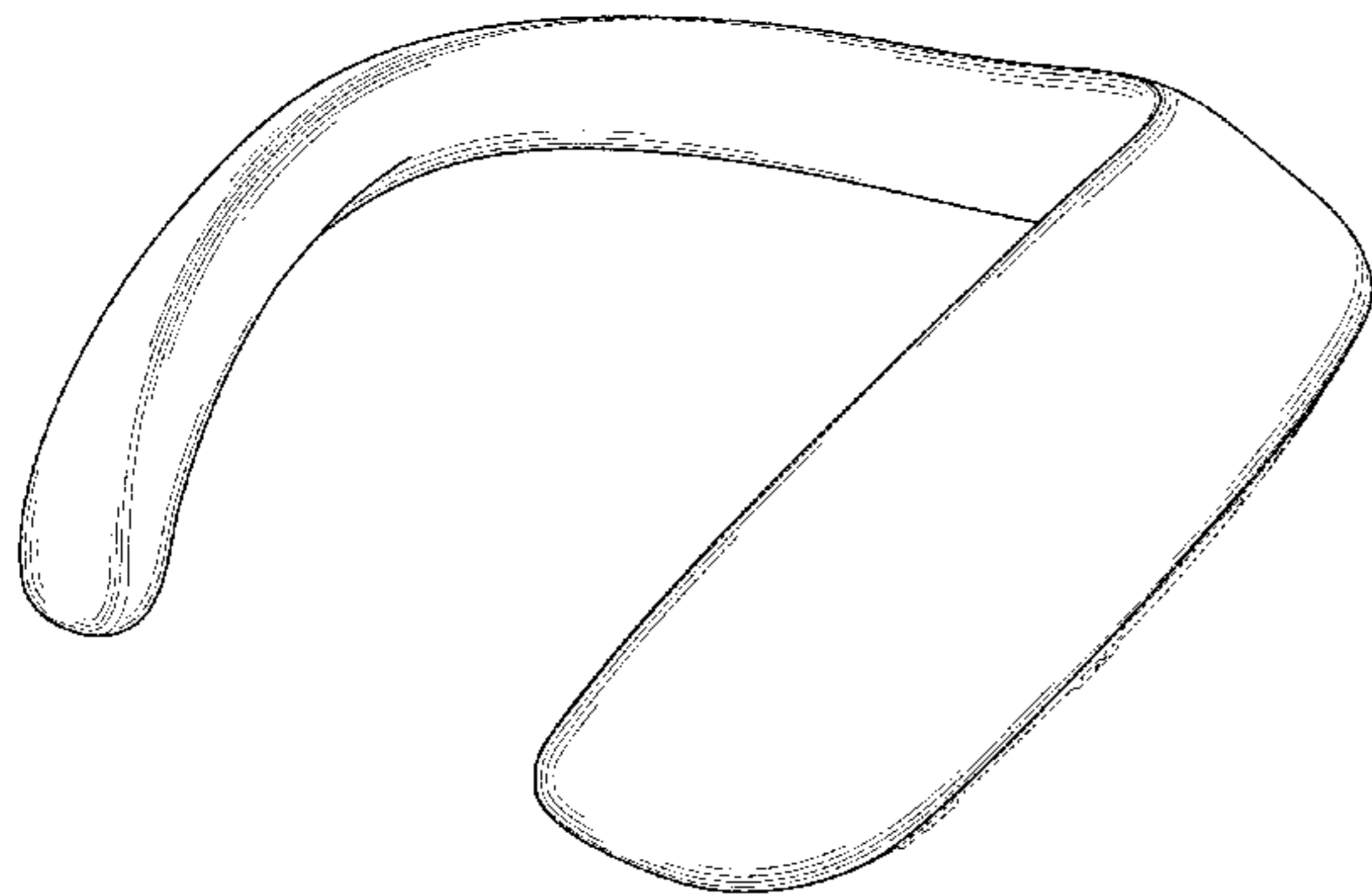
(57) **CLAIM**

The ornamental design for audio device, substantially as shown and described.

DESCRIPTION

FIG. 1 is a perspective view of an audio device as seen from the front, top and left side;
FIG. 2 is a front view thereof;
FIG. 3 is a back view thereof;
FIG. 4 is a top view thereof;
FIG. 5 is a bottom view thereof;
FIG. 6 is a right side view thereof; and,
FIG. 7 is a left side view thereof.
The dotted line portions of the drawings represent environmental structure only and do not form part of the claimed design.

1 Claim, 6 Drawing Sheets



(56)

References Cited

U.S. PATENT DOCUMENTS

D235,350 S * 6/1975 Hanson D14/205
 D237,558 S * 11/1975 Calame D14/205
 3,939,310 A * 2/1976 Hodges H04M 1/05
 4,070,553 A * 1/1978 Hass H04M 1/05
 4,110,583 A * 8/1978 Lepper H04M 1/05
 4,173,715 A * 11/1979 Gosman H04R 1/1058
 D261,511 S * 10/1981 Hass D14/192
 D268,675 S * 4/1983 Hass D14/192
 4,485,276 A 11/1984 Sato
 4,539,700 A 9/1985 Sato
 4,821,318 A * 4/1989 Wu H04M 1/05
 5,212,734 A 5/1993 Tsao
 5,233,704 A * 8/1993 Booher A41D 23/00
 5,261,134 A * 11/1993 Matthews A47D 13/08
 5,313,678 A * 5/1994 Redewill A47C 21/003
 5,749,373 A 5/1998 Dix
 D395,653 S 6/1998 Read et al.
 5,829,062 A 11/1998 Magidson
 5,857,218 A 1/1999 Kuhlman et al.
 5,979,466 A * 11/1999 Chung A45D 8/36
 5,987,647 A * 11/1999 Ouellette A41D 23/00
 D434,406 S 11/2000 Towle
 6,151,734 A * 11/2000 Lawrie A47C 20/026
 6,233,767 B1 * 5/2001 Horowitz A47D 13/08
 6,297,185 B1 * 10/2001 Thompson B01J 23/38
 D450,517 S * 11/2001 Darling D6/596
 D457,515 S * 5/2002 Masamitsu D14/192
 D458,244 S * 6/2002 Masuda D14/192
 D458,245 S * 6/2002 Masuda D14/192
 D461,931 S 8/2002 Kelly
 D466,100 S 11/2002 Obata et al.
 6,603,863 B1 * 8/2003 Nagayoshi H04R 1/1066
 6,799,018 B1 * 9/2004 Lam H04B 10/11
 D512,981 S * 12/2005 Jacobson D14/205
 D533,539 S * 12/2006 Mah D14/205
 D550,202 S * 9/2007 Meier D14/206
 D557,685 S * 12/2007 Lee D14/205
 D575,268 S * 8/2008 Christopher D14/205
 D593,067 S * 5/2009 Millora D14/205
 D593,538 S * 6/2009 Chon D14/205
 D594,442 S * 6/2009 Chon D14/205
 D604,269 S * 11/2009 Choe D14/205
 D617,308 S * 6/2010 Nousiainen D14/205
 D633,471 S * 3/2011 Sugiyama D14/205
 D636,152 S 4/2011 Wilson Watkins et al.
 D653,234 S * 1/2012 Lee D14/205
 8,144,913 B1 * 3/2012 Myles, Jr. H04R 5/023
 D664,115 S * 7/2012 Allard D14/205
 D669,881 S * 10/2012 Clements D14/205

8,433,082 B2 4/2013 Abolfathi
 D703,634 S * 4/2014 Han H04R 1/1016
 D707,199 S * 6/2014 Cepress H04R 1/10
 8,769,745 B1 * 7/2014 Lin A47G 9/1009
 8,794,248 B2 * 8/2014 Defenbaugh B82Y 10/00
 D713,171 S 9/2014 Fair et al.
 D719,929 S * 12/2014 Rye D14/205
 D721,673 S * 1/2015 Park D14/205
 8,934,654 B2 1/2015 Fullam
 D723,510 S * 3/2015 Ishikura D14/205
 D730,867 S * 6/2015 Park D14/205
 D731,999 S * 6/2015 Cepress D14/205
 D736,740 S * 8/2015 Hwang D14/205
 D739,379 S * 9/2015 Lee D14/205
 D743,933 S * 11/2015 Park D14/205
 D756,958 S * 5/2016 Lee D14/205
 D756,959 S * 5/2016 Lee D14/205
 D758,339 S * 6/2016 Lee D14/205
 D762,617 S * 8/2016 Park D14/205
 D763,227 S 8/2016 Lee et al.
 D763,822 S 8/2016 Lee et al.
 D766,210 S 9/2016 Graylin et al.
 D766,869 S * 9/2016 Lee D14/205
 D768,600 S * 10/2016 Chen D14/205
 D777,137 S * 1/2017 Erbeus D14/205
 D781,817 S * 3/2017 Lee D14/205
 2008/0010750 A1 1/2008 Tidwell
 2009/0000036 A1 * 1/2009 Littlehorn A47C 16/00
 2009/0194130 A1 * 8/2009 Defenbaugh B82Y 10/00
 2009/0226011 A1 * 9/2009 Abolfathi H04R 25/606
 2009/0274335 A1 * 11/2009 Cheung H04R 5/0335
 2010/0095977 A1 4/2010 Schmitz et al.
 2010/0277944 A1 11/2010 Hurwitz
 2011/0146701 A1 6/2011 Chou et al.
 2012/0125360 A1 5/2012 Hill et al.
 2013/0156250 A1 * 6/2013 Hsu Huang H04R 1/1075
 2013/0329903 A1 * 12/2013 Ting H04R 1/105
 2015/0264474 A1 * 9/2015 Seo H04R 1/1091
 2016/0050487 A1 * 2/2016 Kim H04R 1/323
 2016/0088378 A1 * 3/2016 Hsu Huang H04R 1/1008
 2016/0106192 A1 4/2016 Swartz et al.
 2016/0183656 A1 6/2016 Karam

OTHER PUBLICATIONS

“Harman Voyager Drive makes in-car audio portable”, Jan. 5, 2016
<http://www.slashgear.com/harman-voyager-drive-makes-in-car-audio-portable-05420728/>.
<http://www.lusha-huang.com/quirky/>, copyright 2015.
<https://www.behance.net/gallery/28226529/Soundwear>, published Jul. 27, 2015.
<http://www.coroflot.com/aaronsaxton/Soundwear>, published Jul. 27, 2015.

* cited by examiner

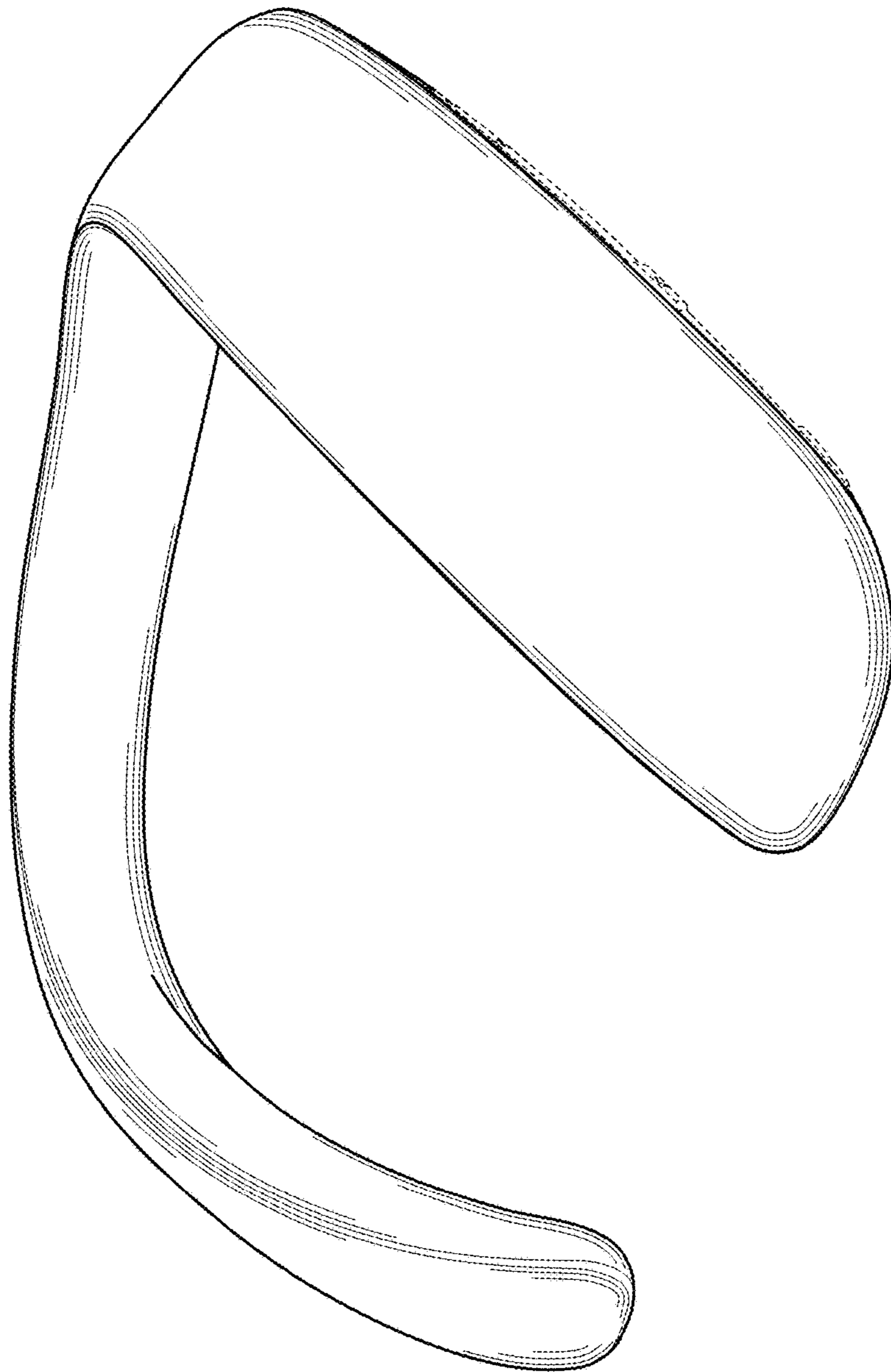


FIG. 1

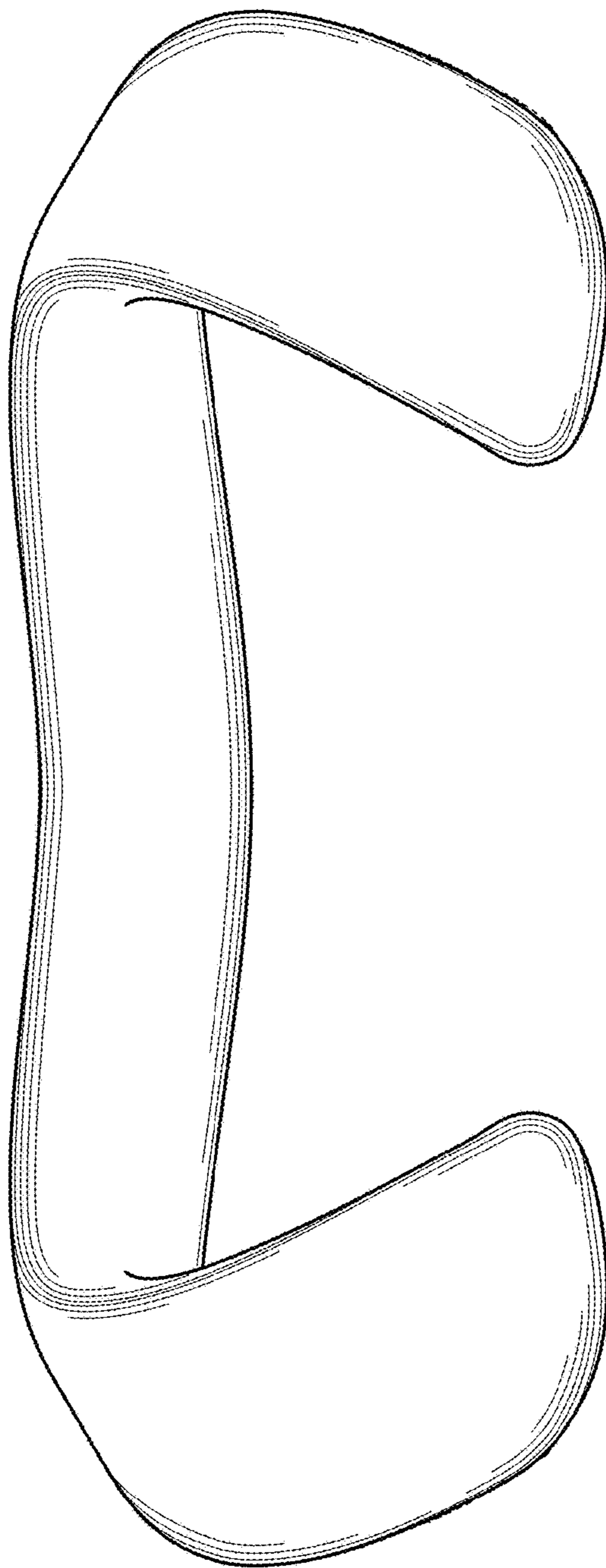


FIG. 2

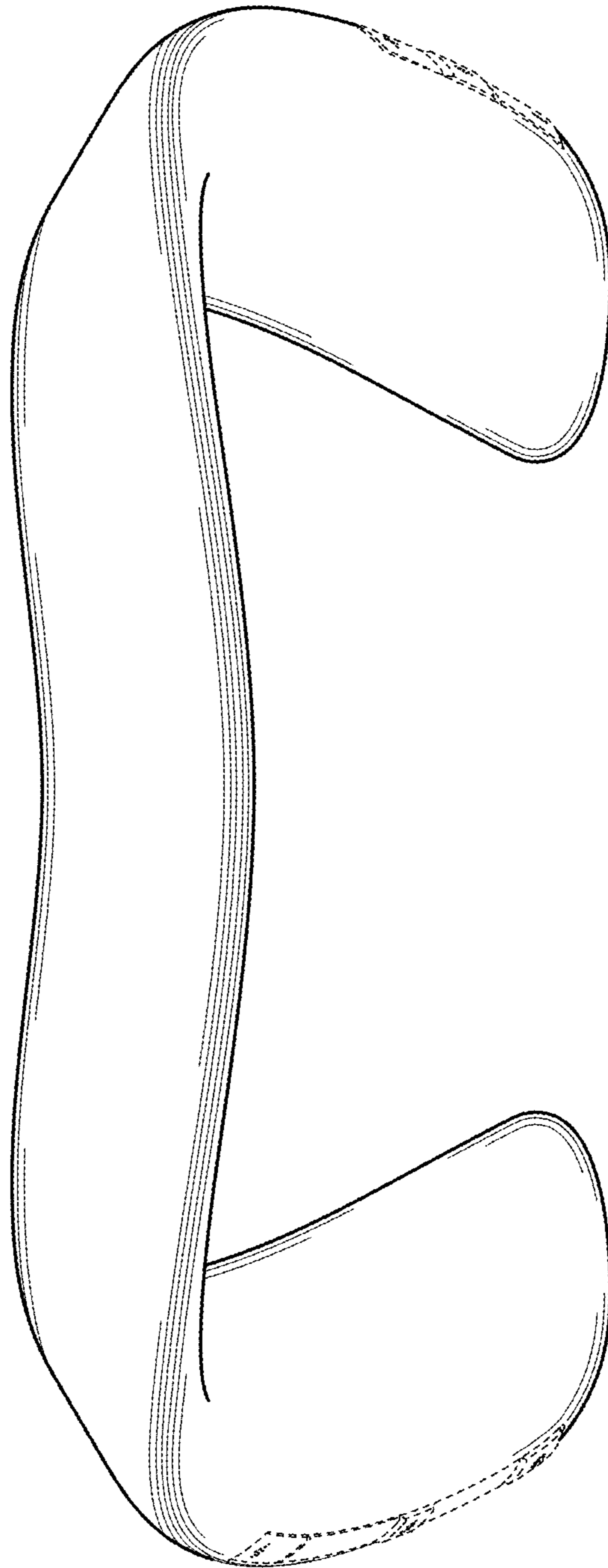


FIG. 3




FIG. 4




FIG. 5

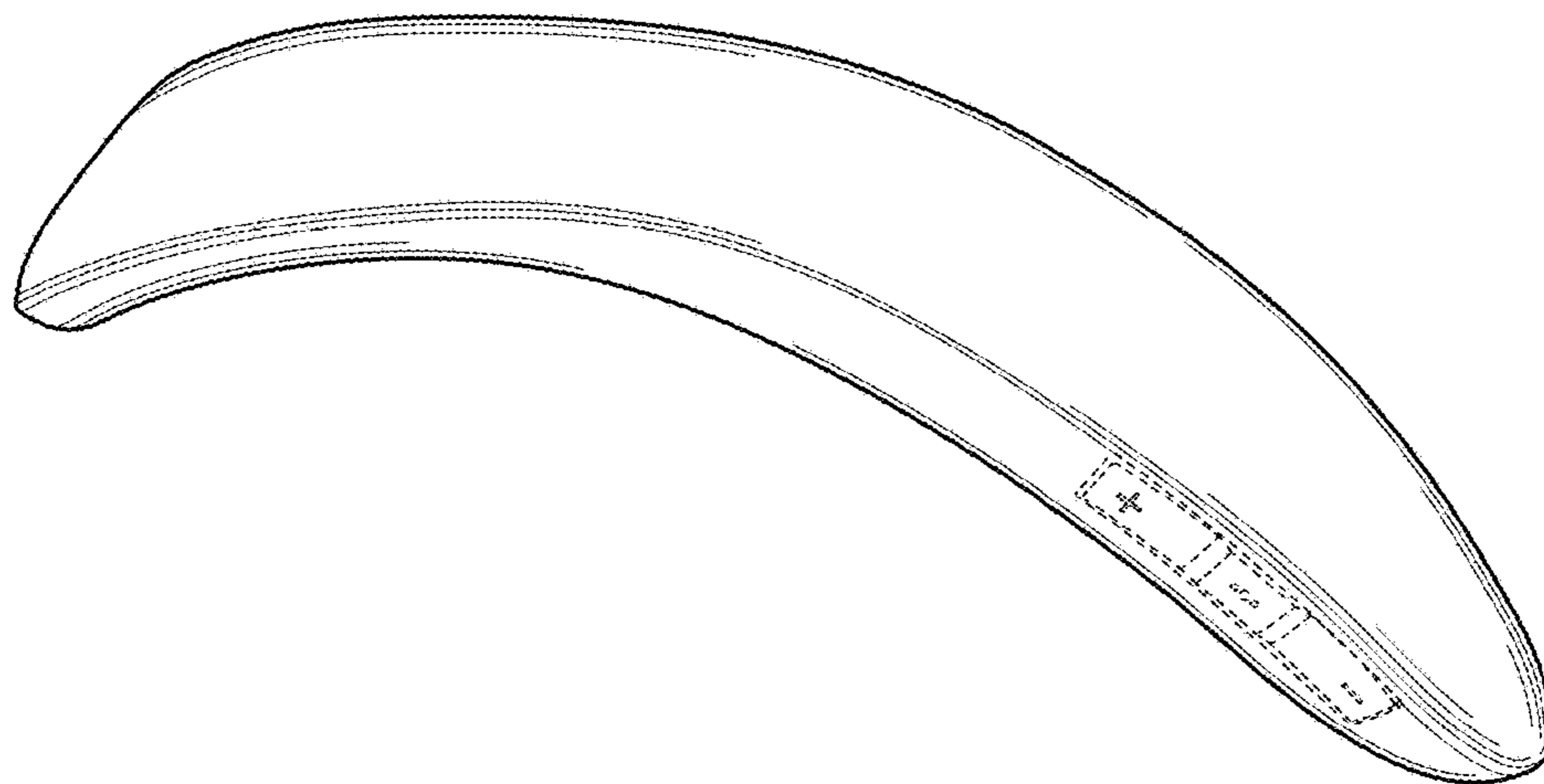


FIG. 6

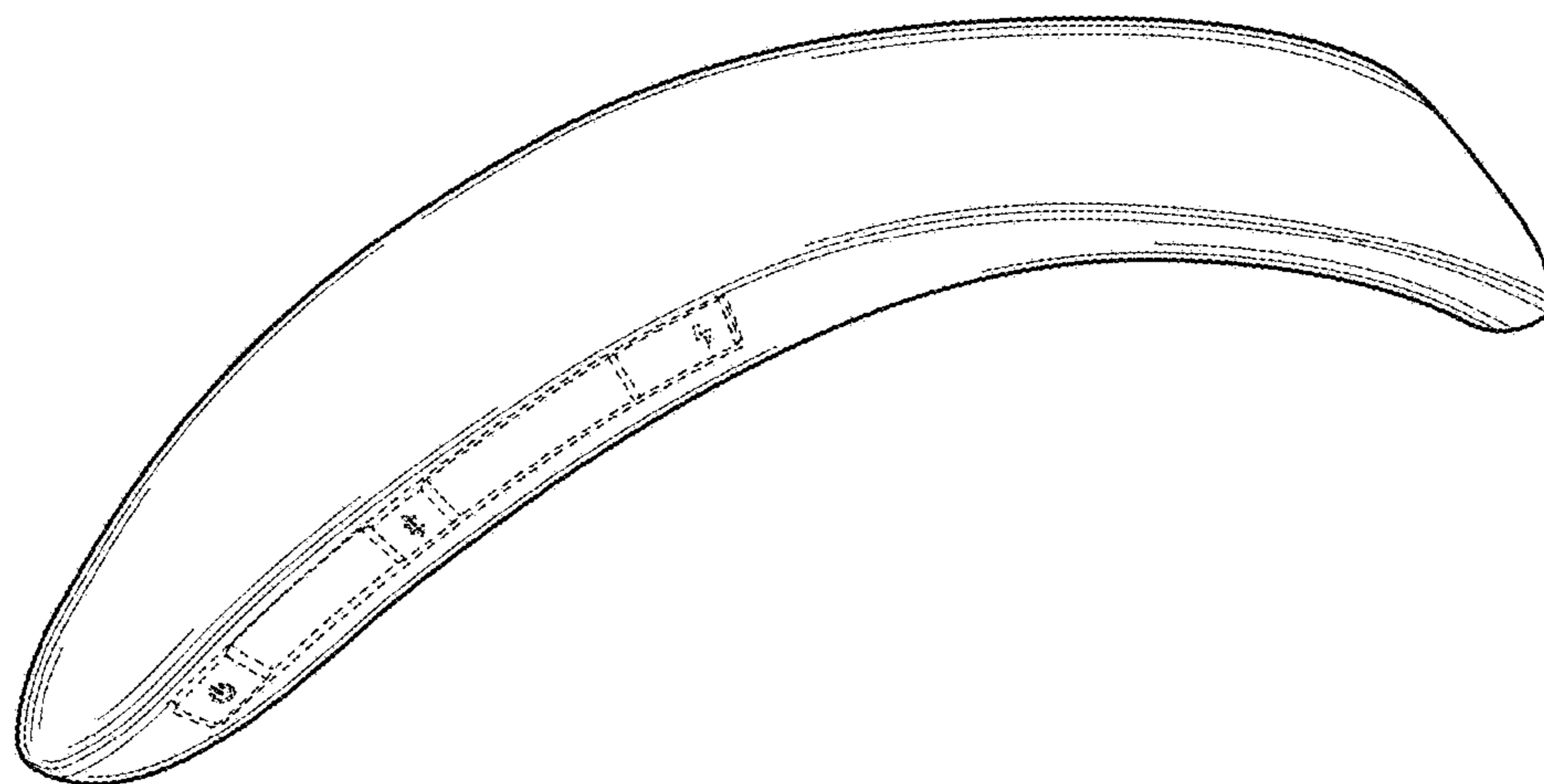


FIG. 7