



US00D797696S

(12) **United States Design Patent** (10) **Patent No.:** **US D797,696 S**
Bin (45) **Date of Patent:** **** Sep. 19, 2017**

(54) **MOBILE PHONE**
(71) Applicant: **Xiamen Meitu Mobile Technology Co., Ltd.**, Xiamen, Fujian Province (CN)
(72) Inventor: **Zhang Bin**, Xiamen (CN)
(73) Assignee: **Xiamen Meitu Mobile Technology Co., Ltd.**, Xiamen, Fujian Province (CN)
(**) Term: **15 Years**
(21) Appl. No.: **29/567,783**

D626,110 S * 10/2010 Kim D14/203.7
D635,967 S * 4/2011 Montin D14/247
D645,835 S * 9/2011 Lee D14/138 G
D666,572 S * 9/2012 Kim D14/138 G
D680,990 S * 4/2013 Hashimoto D14/138 G
D688,644 S * 8/2013 Nuovo D14/138 G
D705,205 S * 5/2014 Yang D14/248
D707,213 S * 6/2014 Han D14/248
D715,247 S * 10/2014 Nuovo D14/138 G
D735,703 S * 8/2015 Reivo D14/248
D750,038 S * 2/2016 Lee D14/138 G
D751,523 S * 3/2016 Min D14/138 G
D752,539 S * 3/2016 Kim D14/138 G
D756,950 S * 5/2016 Kim D14/138 G
D757,674 S * 5/2016 Seo D14/138 G
D771,004 S * 11/2016 Husgafvel D14/138 G

(Continued)

(22) Filed: **Jun. 13, 2016**
(30) **Foreign Application Priority Data**

Dec. 17, 2015 (CN) 2015 3 0537537

(51) **LOC (10) Cl.** **14-03**
(52) **U.S. Cl.**
USPC **D14/138 G**

(58) **Field of Classification Search**
USPC D14/138 G, 138 AD, 138 C, 138 AC, D14/138 R, 138 AA, 203.7, 203.3, 203.1, D14/248, 250, 341, 496
CPC G06F 1/1626; G06F 1/1652; H04M 1/027; H04M 1/0202; H04M 1/0279; H04M 1/0235; H04M 1/0237; H04M 1/0239; H04M 1/0266; H04M 1/0268; H04M 1/029; H05K 5/0217
See application file for complete search history.

(56) **References Cited**
U.S. PATENT DOCUMENTS

D601,983 S * 10/2009 Tkachuk D14/138 AA
D605,618 S * 12/2009 Nuovo D14/138 AA
D616,860 S * 6/2010 Kim D14/138 AD
D618,201 S * 6/2010 Hachiya D14/138 G

Primary Examiner — Sheryl Lane
Assistant Examiner — Calvin E Vansant
(74) *Attorney, Agent, or Firm* — Young Basile Hanlon & MacFarlane, P.C.

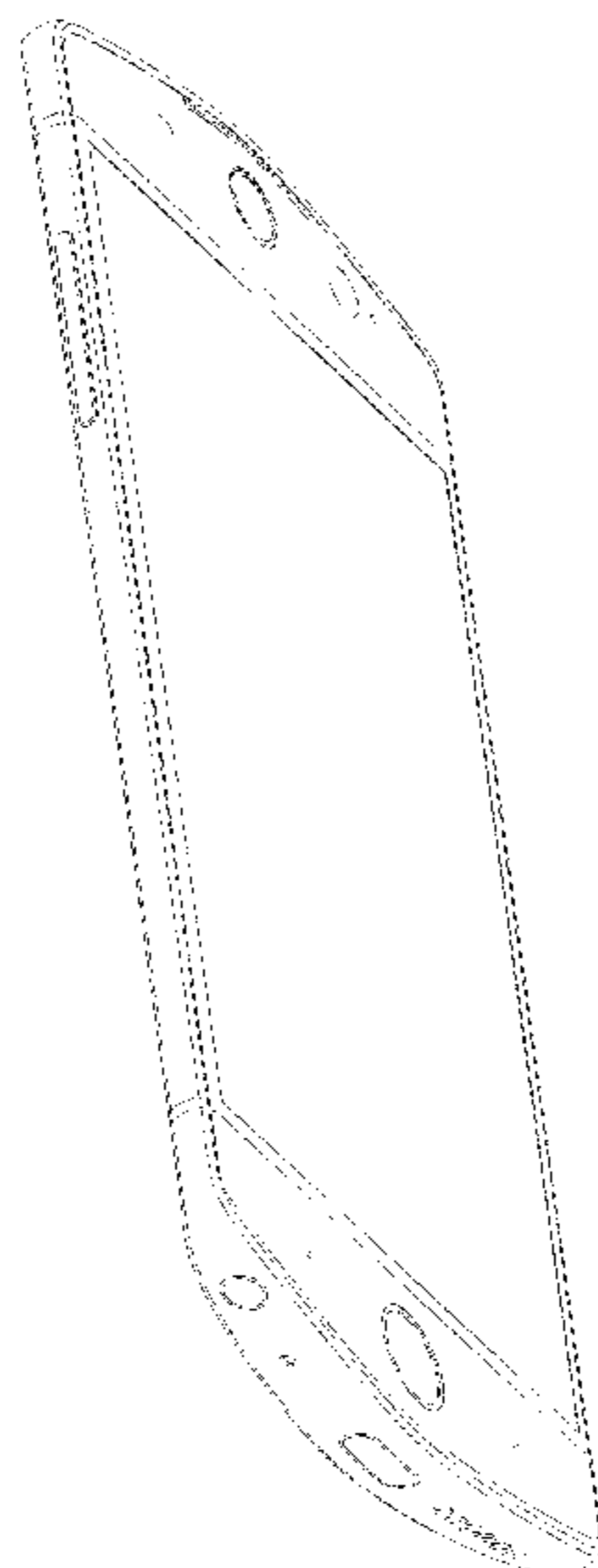
(57) **CLAIM**

The ornamental design for a mobile phone, as shown and described.

DESCRIPTION

FIG. 1 is a perspective view of the front and left side of the mobile phone according to our new design.
FIG. 2 is a front view of the mobile phone of FIG. 1.
FIG. 3 is a rear view of the mobile phone of FIG. 1.
FIG. 4 is a left side view of the mobile phone of FIG. 1.
FIG. 5 is a right side view of the mobile phone of FIG. 1.
FIG. 6 is a top view of the mobile phone of FIG. 1; and, FIG. 7 is a bottom view of the mobile phone of FIG. 1.
The broken lines represent environmental subject matter and form no part of the claimed design.
The ornamental design of the present disclosure is a mobile phone for use in communication, web browsing, photographing, and messaging.

1 Claim, 6 Drawing Sheets



(56)

References Cited

U.S. PATENT DOCUMENTS

D771,026 S * 11/2016 Min D14/138 C
D774,025 S * 12/2016 Reivo D14/248

* cited by examiner

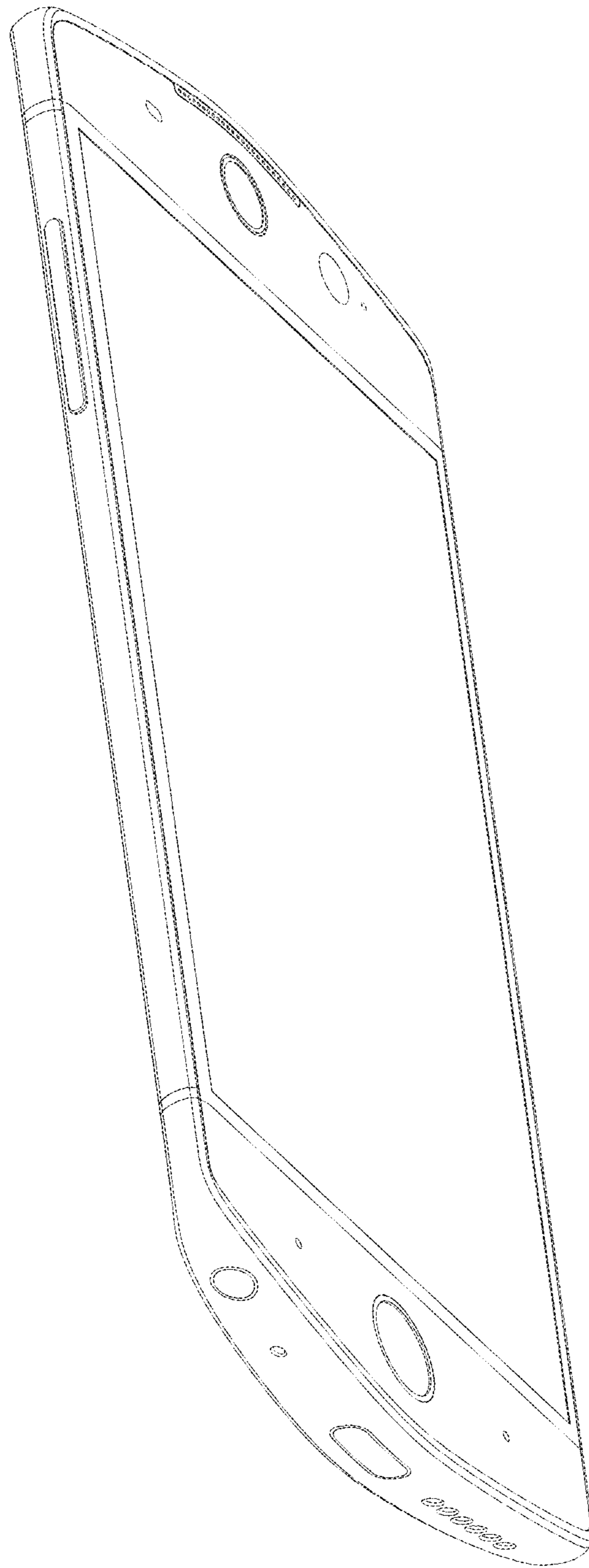


FIG. 1




FIG. 2




FIG. 3

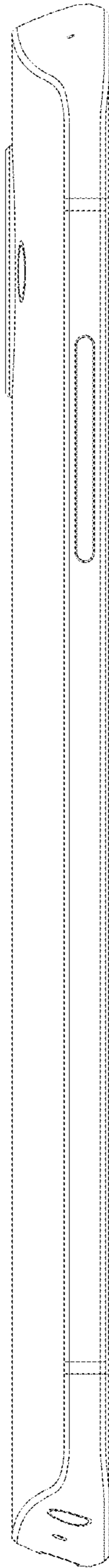


FIG. 4

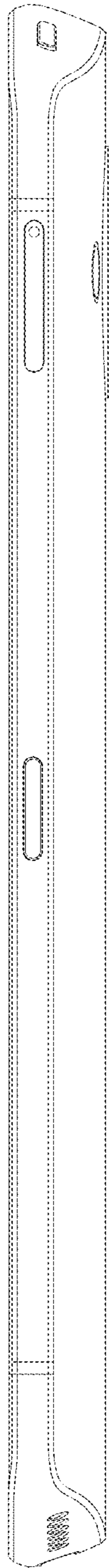


FIG. 5

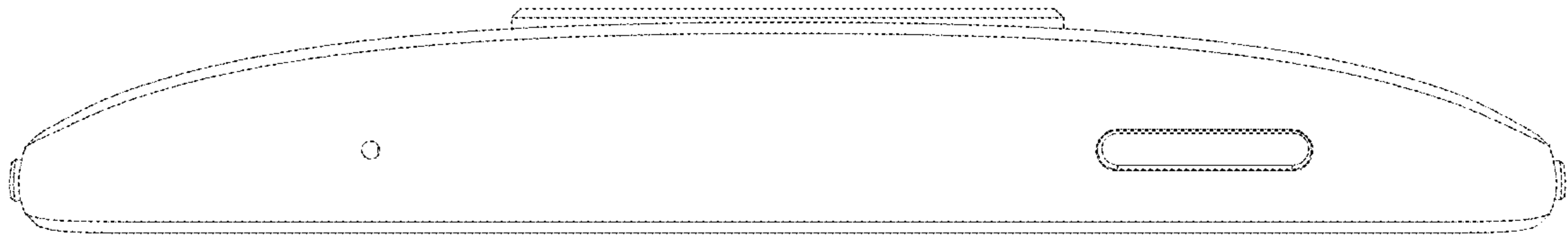


FIG. 6

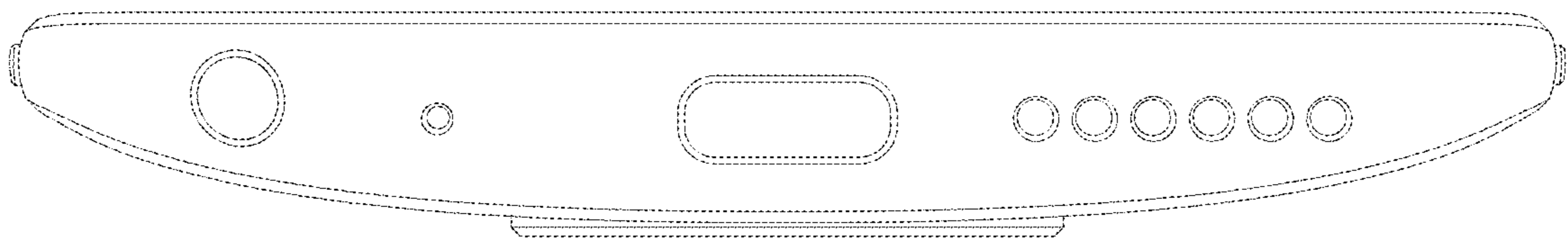


FIG. 7