



US00D797685S

(12) **United States Design Patent** (10) **Patent No.:** **US D797,685 S**
Mosolygo (45) **Date of Patent:** **** Sep. 19, 2017**

(54) **WALL MOUNTED BUTTON PANEL**
(71) Applicant: **Crestron Electronics, Inc.**, Rockleigh, NJ (US)
(72) Inventor: **Hanna Bondarik Mosolygo**, West Milford, NJ (US)
(73) Assignee: **CRESTRON ELECTRONICS, INC.**, Rockleigh, NJ (US)

D336,744 S 6/1993 Kahn et al.
D336,894 S 6/1993 Zaretsky et al.
D351,099 S * 10/1994 Flasz D8/353
D394,042 S 5/1998 Hwang
(Continued)

FOREIGN PATENT DOCUMENTS

CA 64543 10/1989
CA 123789 6/2009
(Continued)

(**) Term: **15 Years**

OTHER PUBLICATIONS

(21) Appl. No.: **29/578,657**

Lutron Electronics Co., Inc., Palladiom Brochure, P/N 367-2552 REV E, Dec. 2015.

(22) Filed: **Sep. 23, 2016**

(Continued)

(51) **LOC (10) Cl.** **13-03**

Primary Examiner — Selina Sikder

(52) **U.S. Cl.**

(74) *Attorney, Agent, or Firm* — Crestron Electronics, Inc

USPC **D13/164**

(58) **Field of Classification Search**

(57) **CLAIM**

USPC D13/162, 164, 171, 177
CPC .. H01H 3/12; H01H 9/02; H01H 9/16; H01H 9/18; H01H 9/181; H01H 9/182; H01H 13/04; H01H 13/14; H01H 2009/187; H05B 33/0803; H05B 33/0863; H05B 37/02; H05B 37/0254; H05B 37/0272; H05B 39/02; H05B 39/04; H05B 39/085; H05B 39/086; H05B 39/088

The ornamental design for a wall mounted button panel, as shown and described.

See application file for complete search history.

DESCRIPTION

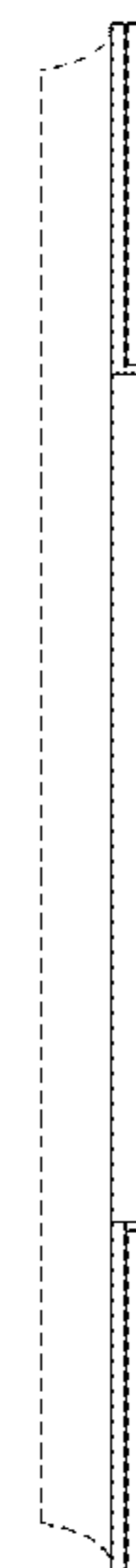
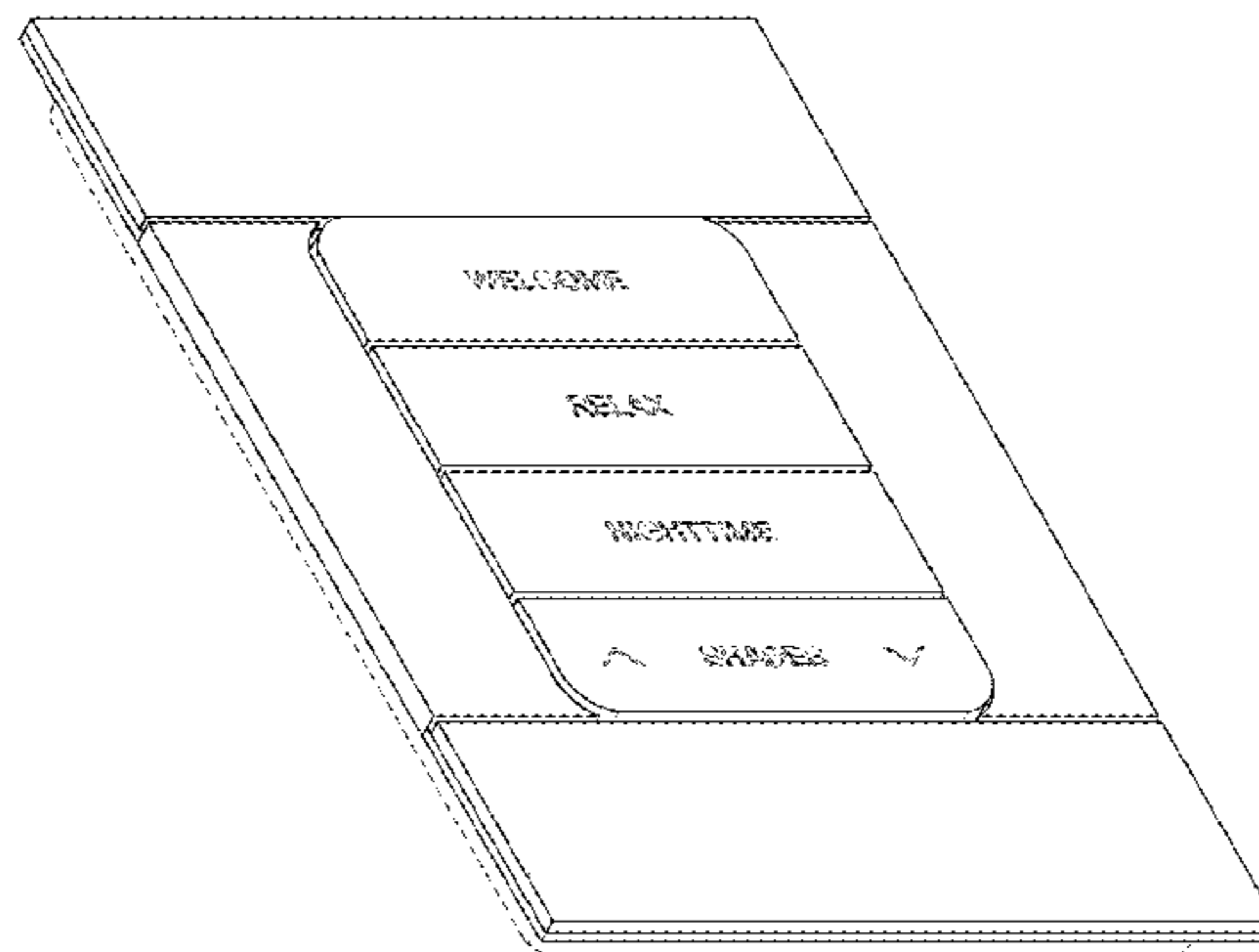
(56) **References Cited**

U.S. PATENT DOCUMENTS

D204,941 S * 5/1966 Ramsing et al. D13/169
D287,717 S 1/1987 Farwell et al.
D290,086 S * 6/1987 Fong D26/51
D297,404 S 8/1988 Yandek et al.
4,972,045 A * 11/1990 Primeau H01H 23/148 174/66
D325,559 S 4/1992 Rosenbaum et al.
D330,013 S 10/1992 Wunsch
D335,867 S 5/1993 Rowen

FIG. 1 shows a front perspective view of a wall mounted button panel.
FIG. 2 shows a front elevation view of the wall mounted button panel.
FIG. 3 shows a left side view of the wall mounted button panel.
FIG. 4 shows a right side view of the wall mounted button panel.
FIG. 5 shows a top view of the wall mounted button panel; and,
FIG. 6 shows a bottom view of the wall mounted button panel.
The broken lines in the figures depict portions of the wall mounted button panel that form no part of the claimed design.

1 Claim, 4 Drawing Sheets



(56)

References Cited

U.S. PATENT DOCUMENTS

5,999,083 A * 12/1999 Kordecki H01C 10/103
338/113

D436,930 S 1/2001 Butler
D437,585 S 2/2001 Mayo et al.
D441,722 S 5/2001 Pattberg
D450,043 S 11/2001 Mosebrook
6,380,696 B1 4/2002 Sembhi et al.
6,545,434 B2 4/2003 Sembhi et al.
D475,024 S 5/2003 Bennett et al.
6,943,297 B2 * 9/2005 Capella H01R 13/4534
174/66

D518,794 S 4/2006 Hedderich et al.
D519,939 S 5/2006 Hedderich et al.
D539,758 S 4/2007 Blair et al.
D543,951 S 6/2007 Blair et al.
D549,710 S 8/2007 Hyneczek et al.
D563,326 S 3/2008 Patel et al.
D564,457 S 3/2008 Billings et al.
D581,369 S 11/2008 Egea
D596,143 S 7/2009 Felegy, Jr. et al.
D602,446 S 10/2009 Felegy, Jr. et al.
D606,030 S 12/2009 Felegy, Jr. et al.
D606,500 S 12/2009 Snyder et al.
D614,589 S 4/2010 Altonen et al.
D620,457 S 7/2010 Maurer et al.
7,781,690 B2 8/2010 Ishii
D626,092 S 10/2010 Clymer et al.
D627,309 S 11/2010 Snyder et al.
D631,856 S 2/2011 Altonen et al.
D633,448 S 3/2011 Biery et al.
D633,874 S 3/2011 Feldstein et al.
D636,347 S 4/2011 Felegy, Jr. et al.
D636,351 S 4/2011 Rodriguez et al.
D638,375 S 5/2011 Clymer et al.
D638,805 S 5/2011 Clymer et al.
D645,413 S 9/2011 Lind, III et al.
D647,489 S 10/2011 Lind, III et al.
D649,123 S 11/2011 Jacoby et al.
D649,125 S 11/2011 Clymer et al.
D649,520 S 11/2011 Jacoby et al.
D654,030 S 2/2012 Hoffknecht et al.
8,242,364 B1 * 8/2012 Shotey H02G 3/14
174/57

D666,978 S * 9/2012 Felegy, Jr. D13/164
D669,866 S 10/2012 Gilbert et al.
D673,510 S 1/2013 Felegy, Jr. et al.
8,350,154 B1 * 1/2013 Shotey H02G 3/14
174/57

D687,390 S 8/2013 McDonald et al.
D691,097 S 10/2013 Lind, III et al.
D694,196 S 11/2013 Felegy, Jr. et al.
D694,716 S 12/2013 Felegy, Jr. et al.
D703,623 S 4/2014 Altonen et al.
D705,741 S 5/2014 Porter et al.
D706,731 S 6/2014 Altonen et al.
D706,732 S 6/2014 Altonen et al.
D711,837 S 8/2014 Clymer et al.
D711,838 S 8/2014 Spira
D714,231 S 9/2014 Sparks et al.
D714,232 S 9/2014 Chambers et al.
D714,234 S 9/2014 Altonen et al.
D714,736 S 10/2014 O'Donnell
D715,231 S 10/2014 O'Donnell
D717,742 S 11/2014 Larkin et al.
D720,306 S 12/2014 Altonen et al.
D721,659 S 1/2015 Rodriguez et al.
D726,663 S 4/2015 Clymer et al.
D733,073 S 6/2015 Larkin et al.
D733,076 S 6/2015 Jacoby et al.
D733,668 S 7/2015 Altonen et al.
D734,277 S 7/2015 Jacoby et al.
D736,718 S 8/2015 Spira
D737,154 S 8/2015 Jacoby et al.
D737,222 S 8/2015 Altonen et al.

D739,830 S 9/2015 Spira
D750,981 S 3/2016 Jacoby et al.
D755,732 S 5/2016 Moeller
D755,739 S 5/2016 Altonen et al.
D762,590 S 8/2016 Clymer et al.
D767,513 S * 9/2016 Jacoby D13/164
D768,582 S * 10/2016 Jacoby D13/164
D769,829 S * 10/2016 Jacoby D13/164
D772,177 S * 11/2016 Hickok D13/177
D792,358 S * 7/2017 Poulheim D13/164
2016/0069537 A1 3/2016 Dimberg et al.
2016/0073467 A1 3/2016 McDonald et al.

FOREIGN PATENT DOCUMENTS

CA 123790 6/2009
EM 000253737-0007 2/2005
EM 000253737-0011 2/2005
EM 000508171-0001 5/2006
EM 000511720-0007 5/2006
EM 000536990-0012 8/2006
EM 000578612-0003 10/2006
EM 002031021-0001 4/2012
EM 002031070-0001 4/2012
EM 002167098-0001 1/2013
EM 002578039-0001 3/2015
EM 002578039-0002 3/2015
EM 002578039-0003 3/2015
EM 002627950-0001 5/2015
EM 002627992-0001 5/2015
GB 2082690 4/1999
GB 4006871 3/2008
IN 253519 11/2013
KR 300764224 9/2014
WO WODM064785 12/2003

OTHER PUBLICATIONS

Insteon, Keypad Dimmer Owner's Manual 2334-222, Rev: Jul. 25, 2013 9:16 AM.
Insteon, Remote Control Keypad Switch Model: 2486D—8-button, Quick Start Guide, 2012.
Philips Color Kinetics, Controller Keypad, Wall-mounted keypad for triggering iPlayer 3 light shows, DAS-000016-01 R05, Apr. 2012.
Crestron Electronics, Inc., CLWI-KPLCN, Specifications subject to change without notice. Revised Jun. 2, 2016.
Crestron Electronics, Inc., CLWI-KPLCN, In-Wall Lighting Keypad, Cresnet® Installation Guide, DOC. 7242A (2031639) Aug. 2013.
Insteon, KeypadLinc, V2 Dimmer, Rev 051205, 2005.
Philips Solid-State Lighting Solutions, Inc., Controller Keypad 103-000020-00, 2016.
PCS PulseWorx, UPB Wall Controller, 7 Button, Item # PCKPCW7x, 2016.
PCS PulseWorx, KPC7, Keypad Controller 7 Button, 2013.
PCS PulseWorx, KPC 7-Button Controller Manual Configuration Guide, Version 1.0 Oct. 1, 2013.
Control4 Lighting Equipment, available at www.c4ny.com/products/c4/lighting, accessed on Sep. 21, 2016.
Digital Lumens Incorporated, LightRules, Hardware Components, available at www.documentation.digitallumens.com/Content/LightRules/Admin%20Guide-English/LightRules%20Overview/Hardware%20Components.htm, accessed on Sep. 21, 2016.
Insteon, Insteon Remote Control Dimmer Keypad, 6-Button—White, available at www.smarthome.com/insteon-2334-232-keypad-dimmer-switch-dual-band-6-button-white.html, accessed on Sep. 21, 2016.
U.S. Appl. No. 29/293,669, filed Dec. 4, 2007, titled "Lighting control keypad", Abandoned.
U.S. Appl. No. 29/578,576, filed Sep. 22, 2016, titled "Wall Mounted Button Panel".

* cited by examiner

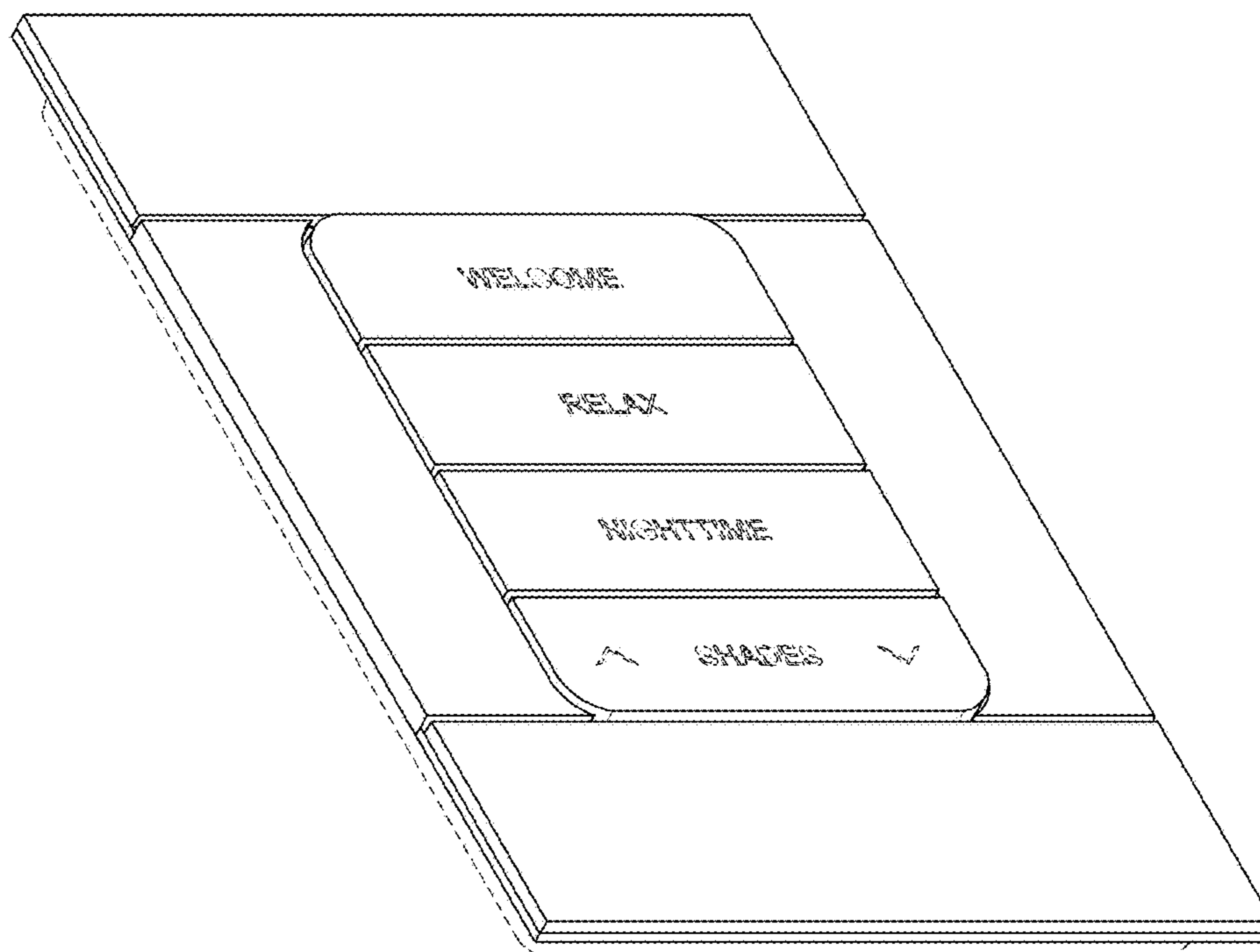


FIG. 1

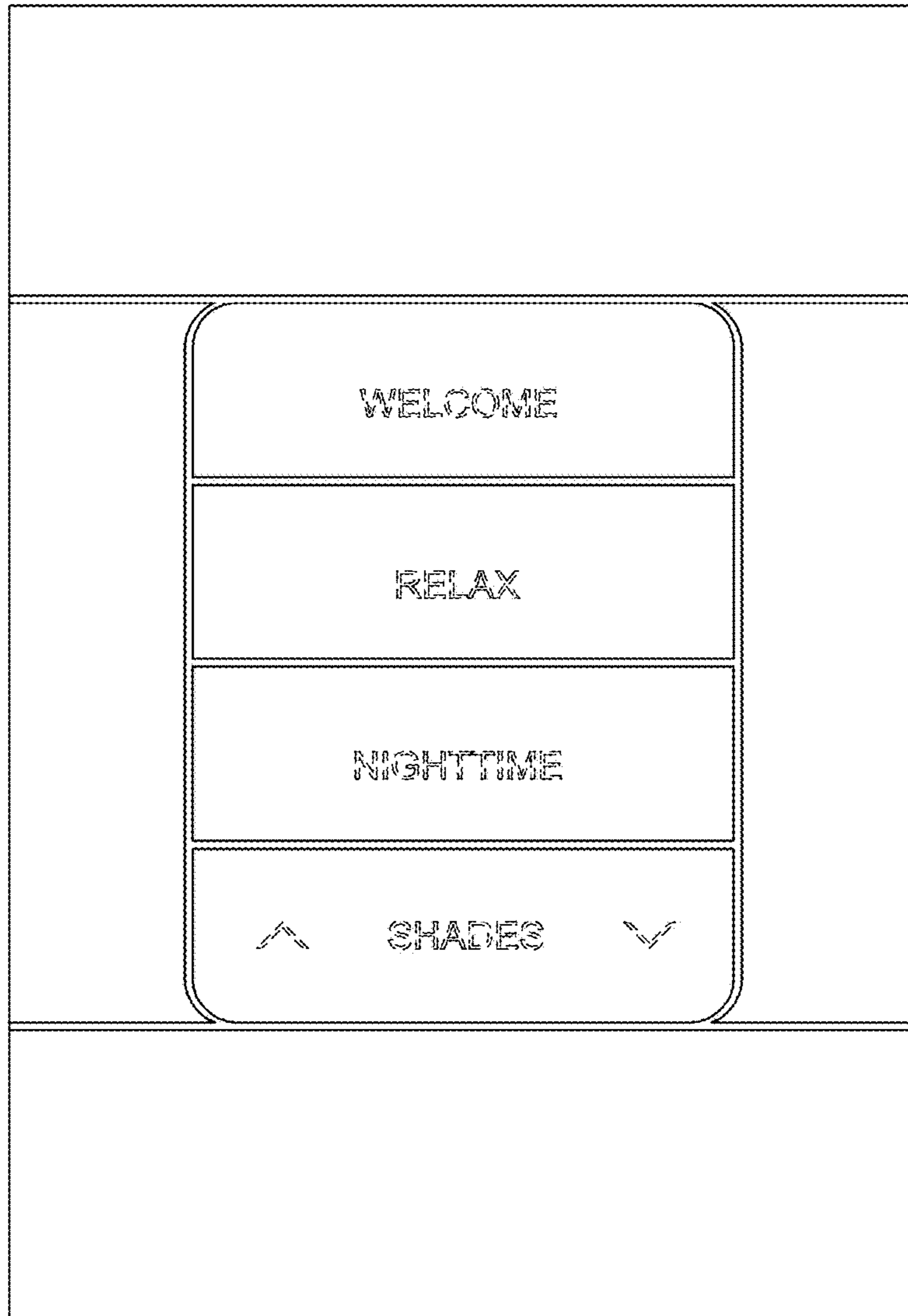


FIG. 2




FIG. 3

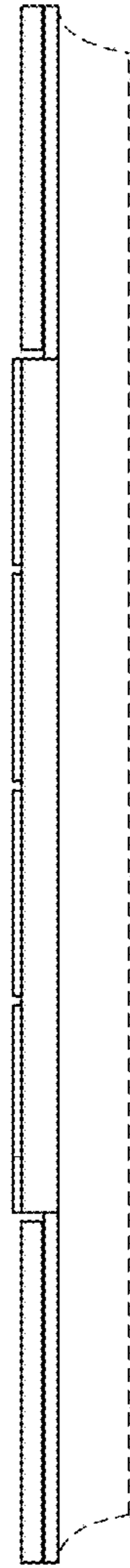


FIG. 4




FIG. 5




FIG. 6