



US00D797634S

(12) **United States Design Patent** (10) **Patent No.:** **US D797,634 S**
Baccari (45) **Date of Patent:** **** Sep. 19, 2017**

(54) **VEHICLE WHEEL**
(71) Applicant: **Bayerische Motoren Werke Aktiengesellschaft, Munich (DE)**
(72) Inventor: **Silvio Baccari, Munich (DE)**
(73) Assignee: **Bayerische Motoren Werke Aktiengesellschaft, Munich (DE)**

D671,477 S 11/2012 Juergens et al.
D686,130 S 7/2013 Elmitt
D686,131 S * 7/2013 Nissl D12/209
D696,178 S 12/2013 Amezketa
D697,004 S * 1/2014 Pollmann D12/209
D703,599 S * 4/2014 Amezketa D12/209
D743,865 S 11/2015 Rueckheim
D769,783 S * 10/2016 Rueckheim D12/209
D770,960 S * 11/2016 Svensson D12/211
D775,575 S * 1/2017 Kippes D12/209

(**) Term: **15 Years**
(21) Appl. No.: **29/570,734**
(22) Filed: **Jul. 12, 2016**

FOREIGN PATENT DOCUMENTS

EM 001621541-0001 8/2010
EM 001684507-0001 10/2010
EM 001684507-0004 10/2010
EM 001636978-0018 11/2010

(Continued)

(30) **Foreign Application Priority Data**

Jan. 13, 2016 (DE) 40 2016 100 014

(51) **LOC (10) Cl.** **12-16**
(52) **U.S. Cl.**

USPC **D12/209**

(58) **Field of Classification Search**

USPC D12/204–213
CPC B60B 7/00; B60B 7/02; B60B 7/04; B60B 7/01; B60B 7/06; B60B 3/02; B60B 3/04; B60B 3/06; B60B 3/10; B60B 1/00; B60B 1/08; B60B 1/10; B60B 1/12
See application file for complete search history.

Primary Examiner — Stacia Cadmus

(74) *Attorney, Agent, or Firm* — Crowell & Moring LLP

(57) **CLAIM**

The ornamental design for a vehicle wheel, as shown and described.

DESCRIPTION

This application contains subject matter related to the following co-pending U.S. design patent application: Application Ser. No. 29/535,931, filed Aug. 12, 2015 and entitled “Vehicle Wheel.”

FIG. 1 is a perspective view of a vehicle wheel according to the design;

FIG. 2 is an additional perspective view thereof;

FIG. 3 is an additional perspective view thereof;

FIG. 4 is a front view thereof;

FIG. 5 is a rear view thereof in a lighter gray scale, representing environmental features that form no part of the claimed design; and,



FIG. 6 is a side view thereof.

(56) **References Cited**

U.S. PATENT DOCUMENTS

D466,849 S * 12/2002 Lee D12/209
D475,671 S * 6/2003 Chung D12/209
D617,243 S 6/2010 Juergens et al.
D620,870 S 8/2010 Powell
D626,052 S 10/2010 Majdandzic
D642,967 S * 8/2011 Lamm D12/209
D658,101 S 4/2012 Nissl
D658,102 S * 4/2012 Nissl D12/209
D660,217 S * 5/2012 Nissl D12/209

1 Claim, 6 Drawing Sheets



(56)

References Cited

FOREIGN PATENT DOCUMENTS

EM	001908807-0003	9/2013
EM	002016113-0013	9/2013
EM	002156554-0006	12/2014

* cited by examiner



Fig. 1



Fig. 2



Fig. 3



Fig. 4




Fig. 5



Fig. 6